



WE  *of* REDTM
ARE  *of* REDTM

2008-09 CALGARY FLAMES MEDIA GUIDE



WE
ARE THE



Fan Attic



FANATTIC STORE LOCATIONS

Calgary Airport

2000 Airport Rd. N.E., Calgary, AB

(403) 571-9755

Pengrowth Saddledome

555 Saddledome Rise S.E., Calgary, AB

(403) 571-9770

North Hill Centre

1616 - 14th Ave. N.W., Calgary, AB


(403) 338-2080

or call: 1-877-477-2177

www.flamesport.com



In Memory of Mickey Renaud



MICKEY RENAUD 1988-2008

Mickey Renaud, a Calgary Flames 5th round selection in the 2007 NHL Entry Draft passed away on February 18th, 2008 in his home in Tecumseh, Ontario. Mickey was playing in his third OHL season where he captained the Windsor Spitfires. The 6'3", 220-pound centre had 41 points in 56 games with the Spitfires during the 2007-08 season. Mickey is survived by his father Mark, mother Jane, sister Penny and brother Remy.

CALGARY FLAMES 28TH SEASON

MEMBER OF THE NHL FOR 36 SEASONS

Flames Directory	4	Flames All-Time Records - Home and Road	217
Media Guidelines Summary	5	Flames Overtime Results	218-219
History of the Franchise	6-7	Flames Month by Month Results	220
Owners' Biographies	8-10	Home Attendance/Opening Game	221
Ken King	11	Flames - Yearly Leaders	222
Darryl Sutter	11-13	Flames - Penalty Shots	222-223
Hockey Club Personnel	14-20	Flames All-Time Leaders	224-225
Hockey Club Office Staff	21	Flames All-Time Top Seasons	226-227
Hockey Hall of Fame	22-23	Flames Career Scoring	228-232
Flames All-Star Selections	24	Flames Career Goaltenders	233
Flames All-Time Trophy Winners	25	Flames Lifetime Shutouts	234-235
Flames Foundation/Community Relations	26-28	Flames Home & Road vs NHL	236-237
McCaig Award & Scurfield Award	29	Flames All-Time Team Records	238-239
2008-09 Player Profiles	30-100	Flames All-Time Individual Records	240-241
In the System	101-124	Playoff Records	242
Training Camp	125	2008 Flames Playoff Scoring	243
NHL 2008 Entry Draft	126-129	2008 Playoffs Flames VS.	244
GM/Coaches	130	All-Time Flames vs other teams	245
Captains	131	Flames All-Time Playoff Games	246-247
Flames Year-by-Year Results	132-160	Flames Playoff All-Time Leaders	248-249
Years in Atlanta	161	Flames Playoff Team Records	250-255
Game-by-Game Results	162-173	Flames Playoff Individual Records	255-259
Game-by-Game Legend	173	Flames All-Time Roster	260-268
2007-08 Results	174	Flames All-Time Sweater Numbers	269-273
NHL Stats 2007-08	175	2008-09 NHL On-Ice Officials	274
Flames Highs & Lows	177-180	Quad City Flames	275
Flames 2007-08 Team Scoring	181	Quad City Flames 2008-09	
Flames 2007-08 Individual Goals	182	Regular Season Schedule	276
Scoring Breakdown	183-184	Quad City Flames 2007-08 Scoring	277
Flames 2007-08 Overall Results	185-186	Calgary Hitmen	278
Flames Home Results/Road Results	187-188	Calgary Hitmen 2008-09 Season Schedule	279
2008 Stanley Cup Results/Divisional Alignment	189	2008-09 Critical Dates	280
Flames vs. NHL Teams 2007-08	190-214	Pengrowth Saddledome Seating Bowl	281
Flames All-Time Records vs Other Clubs	215	2008-09 Flames Schedule	282
Flames All-Time Records - Overall	216		



CALGARY FLAMES HOCKEY CLUB

Pengrowth Saddledome
P.O. Box 1540, Station 'M'
Calgary, AB, Canada T2P 3B9
Phone: 403-777-2177 Fax: 403-777-2199
Website: www.calgaryflames.com

Editors:

Peter Hanlon
Sean Kelso

Statistics Contributors:

Bill Evans
Elias Sports Bureau

Photos:

Gerry Thomas, Aimee Rickert &
Getty Images

Design and Layout:

Chris Huey

The Flames Media Guide & Record Book is published by the
Calgary Flames Hockey Club, P.O. Box 1540, Station 'M',
Calgary, Alberta T2P 3B9.

Copyright© 2008 Calgary Flames Hockey Club.
All rights reserved.

The information and photos contained in this Media Guide & Record
book cannot be used for commercial purposes without the prior
written permission of the Calgary Flames.

2008-09 CALGARY FLAMES CLUB DIRECTORY

OWNERS

N. Murray Edwards (Chairman), Harley N. Hotchkiss,
Alvin G. Libin, Allan P. Markin, Jeff McCaig, Clayton H.
Riddell, Byron J. Seaman, Daryl K. Seaman

EXECUTIVE

President & Chief Executive Officer Ken King
General Manager Darryl Sutter
Vice-President,
Hockey Administration/CFO..... Michael Holditch
Vice-President, Building Operations Libby Raines
Vice President, Advertising,
Sponsorship & Marketing..... Jim Bagshaw
Vice-President, Sales Rollee Cyr
Vice-President, Communications Peter Hanlon
Vice-President,
Business Development Jim Peplinski
Vice-President,
Food and Beverage..... Mark Vaillant

HOCKEY CLUB PERSONNEL

General Manager Darryl Sutter
Vice-President,
Hockey Administration/CFO..... Michael Holditch
Director, Hockey Administration..... Mike Burke
Director, Player Personnel..... Duane Sutter
Director of Scouting..... Tod Button
Pro Scout/Player Development..... Ron Sutter
Amateur Scout/Player Development..... Tom Webster
Pro Scout/Goaltender
Development..... Jamie McLennan
Head Coach Mike Keenan
Associate Coach Jim Playfair
Assistant Coaches Rich Preston, Rob Cookson
Goaltending Coach David Marcoux
Exec. Asst. to GM and
Hockey Operations..... Brenda Koyich
Director of Amateur Scouting Mike Sands
Scouts..... Fred Devereaux, Juha Hautamaa, Steve
Leach, Bob MacMillan, Robert Pulford, Greg Rejanen,
Blair Reid, Anders Steen, Ritch Thibeau, Al Tuer
Team Services Manager Sean O'Brien

MEDICAL/TRAINING STAFF

Strength & Conditioning Coach Rich Hesketh
Athletic Therapist Morris Boyer
Assistant Athletic Therapist..... Gerry Kurylowich
Equipment Manager..... Gus Thorson
Assistant Equipment Manager..... Mark De Pasquale
Massage Therapist..... Bryan Lentz
Head Physician..... Dr. Kelly Brett
Team Physician/Sports Medicine Dr. Jim Thorne
Team Orthopedic Surgeons.....
..... Dr. Nicholas Mohtadi and Dr. Richard Boorman
Team Dentist..... Dr. Bill Blair
Team Optometrist..... Dr. Derek Gaume
Dressing Room Attendant Jules Carriere

COMMUNICATIONS

Vice-President, Communications Peter Hanlon
Manager, Media Relations Sean Kelso
Administrative Assistant,
Communications Bernie Hargrave

ADMINISTRATION

Exec. Asst. to President/CEO Judy O'Brien
Exec. Asst. to V.P. Hockey
Admin/CFO..... Jill Stang
Director, Finance Deniece Kennedy
Manager, Human Resources Betty Mah

MARKETING/TICKETING

V.P. Advertising,
Sponsorship & Marketing..... Jim Bagshaw
V.P. Sales Rollee Cyr
V.P. Business Development Jim Peplinski
Senior Director, Advertising Pat Halls
Director, Corporate Sponsorship..... Kevin Gross
Manager, Key Corporate Accounts Mark Stiles
Manager, Promotions Scott Matheson
Executive Assistant Marketing Yvette Mutcheson
Executive Assistant
to V.P. of Sales Carolyn Huffman
Director, Executive Suites Bob White
Sales Manager..... Mike Franco
Customer Service Manager..... Marc Leost
Director, Broadcast & Production..... Carlo Petrini
Manager, Game Entertainment Geordie Macleod
Director, Retail/FanAttic Brent Gibbs
Publishing Manager Laurie Wheeler
Website Manager..... Mike Board

PENGROWTH SADDLEDOME

V.P. Building Operations..... Libby Raines
V.P. Food and Beverage Mark Vaillant
Operations Manager George Greenwood
Director, Food Services Art Hernandez
Senior Food Services Manager..... Sheila Parisien
Security/Parking/Loss Prevention
Manager Bob Godun

QUAD CITY FLAMES

President, Quad City Neil Bossola
Head Coach, Quad City Ryan McGill
Assistant Coach, Quad City Scott Allen
Director of Broadcasting &
Media Relations..... Aaron Roof

MISCELLANEOUS DATA

Radio Affiliate..... The FAN 960 (960 AM)
TV Affiliate Rogers Sportsnet, CBC-TV,
..... Flames PPV, TSN
Minor League Affiliates..... Quad City Flames (AHL);
..... Las Vegas Wranglers (ECHL)

2008-09 CALGARY FLAMES MEDIA GUIDELINES SUMMARY



Peter Hanlon
Vice President,
Communications



Sean Kelso
Manager,
Media Relations



Bernie Hargrave
Administrative
Assistant,
Communications

PLAYER MEDIA AVAILABILITY DURING TRAINING CAMP

- Training camp will take place at the Pengrowth Saddledome. There will be two groups of players. Each group will be available to the media at the completion of their training day, which consists of on-ice followed by off-ice sessions.
- For fitness testing times please contact the Flames Communications Department. All medicals and fitness testing will take place in the Flames locker room and training facility. As a result, media availability will occur in another designated area. Testing and medicals are closed to the media.
- Cameras and photographers are permitted on the visitors' bench only for practice sessions. At no time will media be permitted on either bench during scrimmage.
- Please check the Flames media information line for daily updates pertaining to the training schedule and Head Coach Mike Keenan's media availability times. The media information line is 403-777-3666.

REGULAR SEASON PRACTICE ACCESS

- Standard practice time will be 11:00 a.m. Game day skates will be at 10:00 a.m. Please note practice times may vary. We will make every effort to inform you in such a situation.
- The dressing room will remain closed before and during practice. When the dressing room door is closed, access is not permitted.
- Access to the dressing room will be granted following practice per NHL regulations: 5 minutes following first group of players (who participated in the practice) leaving the ice for no less than 30 minutes. In the event of a meeting, the dressing room will be open until the meeting begins and again following the meeting for at least 30 minutes.
- Media access is permitted in all areas of the dressing room except for the medical treatment room, coach's office, change rooms and shower/lavatory. To the extent all players are available in the main dressing room; there should be no need for media to enter other areas of the dressing room complex.
- Media access to the home players' bench is not permitted during practice.
- Mike Keenan will be available within 20 minutes following practice in a media conference format in a designated area near the dressing room. Individual interview (one-on-one) requests will only be granted in special circumstances and on advance notice.

GAME DAY AND POST GAME

- On request, players will be available to the media for interviews for a 30 minute period up to 90 minutes prior to game time. Preferably, media interviews should be conducted following the morning practice.
- Requests for players/coaches for broadcast pre-tape interviews must be made to the communications department before 11:00 a.m. on game day. In the case of "quick hits", please provide with at least two minutes remaining in the period with a back-up option.
- Dressing room will open to media 5 minutes after the game with same areas as stated above available for interviews.
- Mike Keenan will be available (in a media conference format) within 20 minutes of the conclusion of the game. The post game media conference will take place in the media lounge. The dressing room will remain open during the coach's press conference.
- Please request credentials 24 hours in advance of the game in which you have been assigned to cover. In the case of full-time credential media, please inform us, when possible, if you are not attending a particular game.

PHOTOGRAPHY/TELEVISION CAMERAS

- Please follow credential guidelines outlined above. Free-lance photographers will only be granted credentials when on assignment from a media outlet.
- Photographers/Cameras are permitted to shoot Flames practice from the visiting team bench or stands only.
- Television rightsholders may place one handheld camera on the bench during warm-up once the players have taken the ice (local – home bench only).
- Photographers will be guaranteed one location for the first period. Other period shooting locations will be coordinated during the game. Please respect sight lines of spectators at all times.
- Any live news shots utilizing the playing surface as a backdrop must conclude 30 minutes before television broadcast begins.
- As per NHL policy, non-rightsholders are not permitted to record highlights during games. Highlights will be available through Telus Operations Center, (800) 332-1083 or (403) 263-0250.

WEB/INTERNET

- Those media outlets that have been granted credentials and also have web media coverage will be provided with more detailed guidelines before the start of the 2008-09 season.

FLAMES MEDIA INFORMATION LINE

- For information and times for Flames practices, news conferences and other events call the Flames Media Information Line at 403-777-3666 for a prerecorded message.

* This is a summary of the comprehensive NHL media/broadcast access policies.

HISTORY OF THE FRANCHISE



The Calgary Flames will mark their 28th NHL season, 29th year in Calgary, and 24th year in the Pengrowth Saddledome during the 2008-09 season. Since their arrival in 1980, the team has captivated hockey fans with their on-ice success, including a Stanley Cup victory in 1989, while establishing a solid off-ice reputation for community involvement through millions of dollars of contributions to charitable organizations throughout southern Alberta.

On May 21, 1980 Nelson Skalbania and a group of Calgary entrepreneurs consisting of Doc and B.J. Seaman, Harley Hotchkiss, Norm Green, Ralph Scurfield, and Norman Kwong announced the acquisition of the Atlanta Flames franchise and declared their intention to relocate the team to Alberta. In August, 1981 Skalbania sold his interest in the team to the Calgary contingent. The remaining six local businessmen continued to hold exclusive ownership until June 15, 1990 when Norm Green left to become owner of the Minnesota North Stars (now Dallas Stars). On August 8, 1994 further revisions to the club ownership structure saw the addition of six new investors and the departure of two of the team's original owners (Norm Kwong and Sonia Scurfield). Subsequent changes in 2001 resulted in the current group of eight owners: N. Murray Edwards, Harley N. Hotchkiss, Alvin G. Libin, Allan P. Markin, the estate of J.R. McCaig, Daryl K. Seaman, Byron J. Seaman, and Clayton B. Riddell, who jointly control operations for the Calgary Flames, the Pengrowth Saddledome, and the WHL Calgary Hitmen Hockey Club.

On October 9, 1980 in their inaugural game at the Stampede Corral, the Flames battled the Quebec Nordiques to a 5-5 tie. The team played a total of 146 league, playoff, and exhibition games at the Corral, losing only 28 regular season and four playoff games in three seasons, before moving across the street into the Saddledome in October, 1983. The Flames formally assumed management of the Saddledome on August 1, 1994 and after extensive renovations, the venue was reopened on October 25, 1995. Today, the Pengrowth Saddledome is recognized as one of the pre-eminent entertainment facilities in North America.

The 2003-04 season saw the launch of an exciting new red jersey as the Flames' home sweater, while the traditional whites were worn strictly for road games. The 'C of Red' was revived during the NHL playoffs, and the red Flames jersey became one of the top-selling jersey launches in NHL history. With the start of the 2007-08 season, the NHL will introduce the Reebok Edge uniform system which will result in minor striping changes to the Flames jersey. The alternate black jersey will be officially retired.

In their 27-year history, the Flames have become a premier franchise in the NHL. They have captured two President's Trophies for finishing first overall (1987-88, 1988-89), three Clarence Campbell Conference titles (1985-86, 1988-89, 2003-04), two Smythe Division playoff championships (1985-86, 1988-89), two Pacific Division



The 2008-09 season marks the 20th anniversary of the Flames victory over the Montreal Canadiens in the 1988-89 Stanley Cup Final. Calgary won the series 4-2, claiming its first championship.

titles (1993-94, 1994-95), and a Northwest Division title (2005-06), plus several NHL individual and team honours and numerous attendance records.

The pinnacle of the team's history was being crowned Stanley Cup champions for the 1988-89 season when they defeated the Montréal Canadiens. The Flames' first appearance in the finals was in 1986, and their most recent in 2004, when they electrified not only the city of Calgary but captivated all of Canada with the inspirational playoff run.

The Flames followed up that performance by winning the tough Northwest Division in 2005-2006 with 103 points, ranking seventh overall in the NHL and winning the William Jennings Trophy. That same year, goaltender Miikka Kiprusoff was awarded the Vezina Trophy as the NHL's top goaltender, while Dion Phaneuf was nominated for the Calder Trophy as the league's best rookie.



CALGARY FLAMES OWNERS



**N. Murray
EDWARDS**

N. Murray Edwards is owner and President of Edco Financial Holdings Ltd., a merchant banker since 1988. He is a leading investor in, and managing director and chairman or vice chairman of, numerous publicly traded companies including Canadian Natural Resources Limited, Ensign Energy Services Inc. and Magellan Aerospace Corporation. Today, these companies employ over 15,000 individuals. He is also a chairman, director and co-owner of the Calgary Flames Hockey Club.

Mr. Edwards graduated with a Bachelor of Commerce from the University of Saskatchewan with Great Distinction and a Bachelor of Laws with Honours from the University of Toronto. After moving to Calgary in 1983, he became a lawyer and later a Partner with Burnet, Duckworth & Palmer, a Calgary-based law firm.

At the community level, Mr. Edwards is a member of The Council of Champions of the Calgary Children's Initiatives and the Canadian Council of Chief Executives and on the Board of Directors of the Banff Centre, the Canada West Foundation and the C.D. Howe Institute.



**Harley N.
HOTCHKISS**

Harley N. Hotchkiss manages his own oil, gas, real estate and agricultural enterprises. He was born in Tillsonburg, Ontario and after World War II service in the Canadian Merchant Marine, graduated from Michigan State University with a Bachelor of Science degree in Geology. Mr. Hotchkiss has spent his entire working career in Calgary.

He is a member of several Canadian and American professional societies relating to petroleum and mineral exploration and has served on a number of corporate boards. He is a member of the Canadian Petroleum Hall of Fame and the Calgary Business Hall of Fame. He also received the Haskayne School of Business Distinguished Leader Award and the City of Calgary Grant MacEwan Lifetime Achievement Award. He is past Chairman of both the Foothills Hospital Board and the Board of Trustees of the Alberta Heritage Foundation for Medical Research.

Mr. Hotchkiss is a Director of the Hockey Hall of Fame, NHL Governor for the Calgary Flames and served six two-year terms as Chairman of the NHL Board of Governors. He was inducted as an Honored Member of the Hockey Hall of Fame in 2006.

Mr. Hotchkiss is an Officer of the Order of Canada and a member of the Alberta Order of Excellence. He holds an Honorary Doctor of Laws degree from the University of Calgary and an Honorary Doctor of Science Degree from Michigan State University.



**Alvin G.
LIBIN**

Alvin G. Libin is a native Calgarian with business interests in real estate, oil and gas and financial services. Mr. Libin is the President and Chief Executive Officer of Balmon Investments Ltd., a private management services and investment company. He has a strong commitment to the City of Calgary and to the Province of Alberta and has provided leadership in various volunteer positions.

In 2003, Mr. Libin and his wife Mona, through The Alvin and Mona Libin Foundation, established The Libin Cardiovascular Institute of Alberta in partnership with the University of Calgary and the Calgary Health Region. Its mission is to provide world-class cardiovascular health care, education and research for southern Alberta. He is Past Chairman of the Alberta Ingenuity Fund, a Foundation created by the Government of Alberta to stimulate and support science and engineering research for the benefit of Albertans. He also serves as a director of several corporate and community boards. Mr. Libin is an Officer of the Order of Canada and holds an Honorary Doctor of Laws degree from the University of Calgary. He was inducted into the Alberta Order of Excellence in 2004

CALGARY FLAMES OWNERS



**Allan P.
MARKIN**

Allan P. Markin, a native of Calgary, is the Chairman of Canadian Natural Resources Limited, a natural gas crude oil exploration, development and production company. The Canadian Natural mission statement is "to develop people to work together to create value for the company's shareholders, by doing it right, with fun and integrity". Allan has strongly supported Canadian Natural's corporate commitment to a wellness system for employees. This progressive system demonstrates Canadian Natural's commitment to wellness and health and is in keeping with "doing it right".

He is a 1968 graduate of the University of Alberta with a Bachelor of Science Degree in Chemical Engineering. Allan has worked with Amoco Canada, Merland Explorations, and as President of Poco Petroleum. In 1993 he received a Pinnacle Award of Business Excellence in Alberta and Oilweek Producer of the Year Award and he has been distinguished for several years by the Wall Street Journal Gold Awards for outstanding Achievement – Canadian Oil Producers.

In June of 1998 Mr. Markin was the recipient of an honorary degree of

Doctorate of Laws, from the University of Calgary. In June of 2002, he was bestowed the honorary degree of Doctor of Laws from the University of Alberta.

The Mayor of the City of Calgary bestowed him with the Citizen of the Year award for 2004. In June of 2006, Mr. Markin was presented the honorary degree of Doctor of Laws from the University of Lethbridge. St. Mary's University College bestowed him with the Honorary Fellowship of St. Mary's in 2004. Allan is the Founder of St. Mary's University College. His philanthropy and personal involvement in the broader community are extensive, extending not only in North America, but also internationally in the U.K. and West Africa. Although diversified, his main philanthropic objective is to enhance education and health, through balance.



**Jeffrey J.
McCAIG**

Jeffrey James McCaig is Chairman and Chief Executive Officer of the Trimac Transportation group of companies. Mr. McCaig has been with Trimac since August 1983. He became President in May 1990 and Chief Executive Officer in July 1994. Prior to joining Trimac in 1983, Mr. McCaig practiced law in Calgary, from 1976 to 1983.

In addition to being chairman of the board of Trimac and its related companies, he also is a director of Potash Corporation of Saskatchewan and Standard Life Assurance Company of Canada.

He has a Master of Science in Management degree from the Sloan Program, Stanford University, Stanford, California (1984), and a law degree from Osgoode Hall Law School in Toronto (1976). He graduated Cum Laude in Economics from Harvard College in Cambridge, Massachusetts (1974).

Mr. McCaig was born in Moose Jaw, Saskatchewan on July 5, 1951. He is married and has three children.



**Clayton H.
RIDDELL**

Clayton H. Riddell was introduced as a new member of the Calgary Flames ownership group on August 29, 2003. His participation, combined with the ongoing commitment of the existing owners of the team and the community, provides strength, continuity and stability to the organization.

Mr. Riddell graduated from the University of Manitoba with a Bachelor of Science, Honors degree in Geology. In May 2004, he received an Honorary Doctor of Science degree from the University of Manitoba. Mr. Riddell has been the Chairman of the Board and Chief Executive Officer of Paramount Resources Ltd., a publicly traded oil and gas company since 1978. He is Chief Executive Officer of MGM Energy Corp. and is Chairman of the Board of Paramount Energy Trust, Trilogy Energy Trust and Newalta Income Trust.

Mr. Riddell is past president of the Canadian Society of Petroleum Geologists and past Chair of the Canadian Association of Petroleum Producers. Mr. Riddell is associated with several other profit and non-profit organizations. He has been a resident of Calgary for many years.

CALGARY FLAMES OWNERS



**Byron J.
SEAMAN**

Byron J. Seaman was born in Rouleau, SK. He received his Bachelor of Science degree in Mechanical Engineering from the University of Saskatchewan in 1945 and spent one year as an instructor in Mechanical Engineering at that University. In October 1992 he received an Honorary Doctor of Science degree from the University of Saskatchewan. Mr. Seaman has over 50 years of experience in various positions in the oil, gas and resource industries on a world-wide basis. He served as Chairman of the Board and Chief Executive Officer of Bow Valley Resource Services Ltd. of Calgary (subsequently Bovar Inc.) from 1976 to 1987, then as Chairman until 1990. He has served as a Director on numerous boards and is a Director Emeritus of Provident Energy Trust.

Mr. Seaman has served as a liaison for the Canadian Federal and Provincial Governments in providing management assistance to developing countries and was a member of the Premier's Advisory Council on Science and Technology in Alberta from 1990-92. Involved with numerous political, charitable and community organizations, Mr. Seaman received a special award in 1987 from the Association of

Professional Engineers, Geologists and Geophysicists of Alberta in recognition of his outstanding contribution to society. In 1991 he was inducted into the Saskatchewan Oil & Gas Industry Hall of Fame and was a recipient of the Governor General's Medal in 1993. On June 1, 2007, he was inducted into the Alberta Sports Hall of Fame together with his brother D.K. Seaman and Harley Hotchkiss, as builders who brought the NHL Atlanta Flames to Calgary.



**Darryl K.
SEAMAN**

Daryl K. (Doc) Seaman is Chairman and President of Dox Investments Inc. Mr. Seaman was born in Rouleau, SK., and graduated from the University of Saskatchewan with a degree, Bachelor of Science, Mechanical Engineering. In 1982, he was presented with an Honorary Doctor of Laws degree from U of S and was a Governor General's appointment to the Royal Commission on Economic Union and Development Prospects for Canada from 1982-1985. In 1985 he was awarded the Association of Professional Engineers Frank Spragins Award and the McGill University Management Achievement Award. In 1987 he was made a Life Member, Association of Professional Engineers of Alberta. He was inducted into the Saskatchewan Oil & Gas Industry Hall of Fame in 1989.

In 1993 he received the Rotary International's Paul Harris Fellowship Award, received an Honorary Doctor of Laws degree from the University of Calgary and was appointed an Officer of the Order of Canada. In 1994 he sponsored the D.K. Seaman Chair in Technical and Professional Communication at the U of S. In 1997 he was inducted into the Canadian Oilmen's Hall of Fame. In 2001 he was made an Honorary

Regent of the Athol Murray College of Notre Dame and received the Humanitarian Award. In 2004 he was inducted into the Calgary Business Hall of Fame.

He was an RCAF World War II pilot for 5 years with extensive tours in England, North Africa, Sicily and Italy. Mr. Seaman is a director of a number of public companies and is an active supporter of a number of local charities and community projects. Besides the Flames, Mr. Seaman's hockey experience includes; Notre Dame Hounds, Wilcox, Moose Jaw Canucks, and he was an original Governor, Hockey Canada Foundation. On June 1, 2007, he was inducted into the Alberta Sports Hall of Fame together with his brother B.J. Seaman and Harley Hotchkiss.

On October 9th, 2008 Doc Seaman is being awarded the Alberta Order of Excellence.

PRESIDENT AND CHIEF EXECUTIVE OFFICER



**Ken
KING**

Ken King has a big heart, a strong handshake, and a soft spot for Calgary, the Calgary Flames and Calgary Flames fans.

President and Chief Executive Officer of the Flames since summer 2001, King puts his family first.

But, close behind are Flames fans who also cherish the traditions and excitement of the National Hockey League. Look for him greeting fans between periods. He is genuinely interested in what they have to say about the game and their team.

King is also enthusiastic about the business of hockey and devoted to serving the Calgary community.

Like you, King has enjoyed the incredible Calgary Flames journey in recent years. He appreciates a resurgence of support both inside the Pengrowth Saddledome and across southern Alberta. And he too longs for another spectacular 2003/2004-type season, the road to the Stanley

Cup finals and this time - a championship.

Born and raised in Hanley, Saskatchewan, King launched a 30-year career in the newspaper business that included senior executive positions in Canada's leading newspapers including President and Publisher of the Calgary Sun and Calgary Herald.

During his newspaper career in Calgary, King was acknowledged for his innovative marketing, establishment of healthy corporate relationships, spirited community leadership and appreciable growth for the newspapers.

King is a strong believer in contributing to the community and he spends an enormous amount of time with community efforts. His current involvement spans numerous organizations, including co-chair of REACH (a \$300 million medical fund-raising initiative), the Calgary Committee to End Homelessness, the Calgary Sport Tourism Authority, the Calgary Exhibition & Stampede, Borden Ladner Gervais CIAU Athlete of the Year Awards Committee and the Rotary Club of Calgary.

Previous support and commitment involved the Calgary Prostate Cancer Centre, Calgary Philharmonic Society, No Ka Oi Ranch Foundation and past-chairman of the Calgary Chamber of Commerce.

In 2005, King received an Alberta Centennial Medal for outstanding contributions to the province of Alberta. Other awards include the Queen's Golden Jubilee Medal for community service and the commemorative medal for the 125th Anniversary of the Confederation of Canada. In 1991, he was honoured as B'Nai Brith Man of the Year.

King is an avid but mediocre golfer and like many other Albertans, shares a passion for horses which he most often, but not always, stays mounted on. He and his wife, Marilyn, have two daughters, Amanda and Jocelin. King also has twin grandsons - first round NHL draft picks in 2022.

He also serves as an Alternate Governor of the NHL and President & Chief Executive Officer of the Western Hockey League's Calgary Hitmen.



GENERAL MANAGER



**Darryl
SUTTER**

The 2008-09 NHL season will mark Darryl Sutter's fifth season as the club's General Manager after spending his first two years with the club as both Head Coach and GM. Under Sutter's guidance, the Flames qualified for the playoffs for a fourth consecutive year during the 2007-08 season. The 2006-2007 NHL season was Darryl Sutter's first in the General Manager's office full-time and the Flames third consecutive playoff appearance with him at the helm. During the 2005-2006 season, Sutter led the Flames to 103 points and the Northwest Division pennant, while carrying the dual responsibility of GM/Coach. The 2003-2004 campaign saw the Flames capture the Western Conference championship before falling to the Tampa Bay Lightning in game 7 of the Stanley Cup Finals. For Sutter, it was his second trip to the Finals during his coaching career. In his 27 years in the game of hockey as a player and a coach from junior to the NHL, including coaching stops in both the International Hockey League and the NHL, Sutter has reached the post season in all but one season.

Sutter joined the Calgary Flames as Head Coach on December 28, 2002. On April 11, 2003, he also added the position of General Manager to his title. Darryl has quickly made his mark on the Calgary Flames. He has drafted top prospects, re-signed many of the Flames free agents and made key transactions that were of extreme importance in establishing an identity for the club while leading the Flames to the Stanley Cup playoffs.

Before joining the Flames, Sutter was the San Jose Sharks franchise leader in regular season games coached (434) and wins (192). Following the 2001-02 season Sutter became only the second coach in NHL history (New York Islanders – Al Arbour) to improve his team's point total for five consecutive seasons. The Viking, Alberta native led the Sharks to their first Pacific Division Title while setting new franchise records in wins (44) and points (99) during the 2001-02 campaign.

Prior to the Sharks, Sutter coached Chicago for three years (1992-95) and spent two seasons (1995-97) with the Blackhawks as a consultant for special assignments. As the Blackhawks Head Coach, Sutter led his team to the playoffs in all three seasons, including a trip to the Conference Finals in 1995 and a Norris Division title in 1992-93.

Sutter spent the 1987-88 campaign as a Blackhawks Assistant Coach to Bob Murdoch and served as an Associate Coach for Mike Keenan during the 1990-91 and 1991-92 seasons. During his final season as Associate Coach, the Blackhawks advanced to the Stanley Cup Finals before falling to the Pittsburgh Penguins.

Darryl spent two seasons coaching the Blackhawks top development affiliate in the IHL, which played in Saginaw (1988-89) and in Indianapolis (1989-90). Under Sutter's leadership, the Indianapolis Ice stormed through the regular season with 114 points and won the IHL's Turner Cup Championship with a 12-2 run in the playoffs while Sutter earned the League's Commissioner's Trophy as Coach of the Year.

During his eight-year playing career with the Blackhawks from 1979-87, Sutter scored 279 points (161 goals, 118 assists) with 288 penalty minutes in 406 NHL career games. He also posted 43 points (24 goals, 19 assists) in 51 playoff games. He was drafted by Chicago in the ninth round, 179th overall, in the 1978 NHL Entry Draft.

Sutter's Coaching Record			Regular Season					Playoffs		
Season	Team	Lea.	Games	W	L	T	OTL	Games	W	L
1988-89	Saginaw	IHL	82	46	26	10	-	6	2	4
1989-90	Indianapolis	IHL	82	53	21	8	-	14	12	2
1992-93	Chicago	NHL	84	47	25	12	-	4	0	4
1993-94	Chicago	NHL	84	39	36	9	-	6	2	4
1994-95	Chicago	NHL	48	24	19	5	-	16	9	7
1997-98	San Jose	NHL	82	34	38	10	-	6	2	4
1998-99	San Jose	NHL	82	31	33	18	-	6	2	4
1999-00	San Jose	NHL	82	35	30	10	7	12	5	7
2000-01	San Jose	NHL	82	40	27	12	3	6	2	4
2001-02	San Jose	NHL	82	44	27	8	3	12	7	5
2002-03	San Jose	NHL	24	8	12	2	2	-	-	-
	Calgary	NHL	46	19	18	8	1	-	-	-
2003-04	Calgary	NHL	82	42	30	7	3	26	15	11
2005-06	Calgary	NHL	82	46	25	-	11	7	3	4
TOTALS		NHL	860	409	320	101	30	101	47	54
Captured International Hockey League's (IHL) Turner Cup, 1990 – Named IHL Coach of the Year, 1990										

GENERAL MANAGER

He served as team captain with the Blackhawks for five seasons, beginning in the 1982-83 season through 1986-87 when he was forced to retire prematurely due to a series of injuries. He still holds or shares two Chicago playoff scoring records: most goals in one playoff year with 12 (1984-85) and most overtime goals in one playoff series with two (1984-85 vs. Minnesota).

Before making his impact in the NHL, Sutter began his professional career in Japan in 1978, scoring 41 points (28 goals, 13 assists) in 20 games with Iwakura, finishing as one of the Japan League's top rookies and among the league's leading scorers. After his season in Japan ended, Sutter played 19 games with New Brunswick in the American Hockey League where he scored 13 points (7 goals, 6 assists) and posted three points (1 goal, 2 assists) in five post season games.

In 1979-80, Sutter captured AHL Rookie of the Year honours (the Dudley "Red" Garrett Memorial Trophy) after tallying 66 points (35 goals, 31 assists) in 69 games.

Darryl is a member of the famous Sutter hockey family, who had six brothers that played in the NHL. Darryl along with brothers Brian, Duane, Brent, Ron and Rich collectively played in over 5,000 NHL games, won six Stanley Cups and scored 2,922 points (1,316 goals, 1,606 assists) and were inducted into the Alberta Sports Hall of Fame in May 2000 under the Lifetime Achievement category. Darryl and his wife Wanda have three children Brett, Christopher and Jessie.

Sutter's Playing Record			Regular Season					Playoffs				
Season	Team	Lea.	GP	G	A	PTS	PIM	GP	G	A	PTS	PIM
1974-75	Red Deer	AJHL	60	16	20	36	43	-	-	-	-	-
1975-76	Red Deer	AJHL	60	43	93	136	82	-	-	-	-	-
1976-77	Red Deer	AJHL	56	55	*78	*133	131	-	-	-	-	-
	Lethbridge	WCJHL	1	1	0	1	0	15	3	7	10	13
1977-78	Lethbridge	WCJHL	68	22	48	81	119	8	4	9	13	2
1978-79	Lethbridge	WCJHL	68	33	48	81	119	8	4	9	13	2
	New Brunswick	AHL	19	7	6	13	6	5	1	2	3	0
	Iwakura	Japan	20	28	13	41	-	-	-	-	-	-
1979-80	Chicago	NHL	8	2	0	2	2	7	3	1	4	2
	New Brunswick	AHL	69	35	31	66	69	12	6	6	12	8
1980-81	Chicago	NHL	76	40	22	62	86	3	3	1	4	2
1981-82	Chicago	NHL	40	23	12	35	31	3	0	1	1	2
1982-83	Chicago	NHL	80	31	30	61	53	13	4	6	10	8
1983-84	Chicago	NHL	59	20	20	40	44	5	1	1	2	0
1984-85	Chicago	NHL	49	20	18	38	12	15	12	7	19	12
1985-86	Chicago	NHL	50	17	10	27	44	3	1	2	3	0
1986-87	Chicago	NHL	44	8	6	14	16	2	0	0	0	0
TOTALS		NHL	406	161	118	279	288	51	24	19	43	26
Named AHL Second All-Star Team, 1980 – Selected AHL Rookie of the Year, 1980												



HOCKEY CLUB PERSONNEL

VICE PRESIDENT HOCKEY ADMINISTRATION & CHIEF FINANCIAL OFFICER




**Michael
HOLDITCH**

The 2008-09 season marks Michael's sixth season in the role of Vice President of Hockey Administration and Chief Financial Officer. In this role Michael works closely with General Manager Darryl Sutter and Director of Hockey Administration Mike Burke on the direction of all hockey operations including CBA interpretation, team development, administration and tracking of the player budget, player negotiations, arbitration, scheduling and contract review and documentation.

Michael joined the Flames organization in 1994. Prior to moving to the hockey operations group, the 42 year-old Holditch was the Vice President of Finance and Chief Financial Officer for the organization and the Governor of the Western Hockey League's Calgary Hitmen for five years through the 2002-2003 season. Michael also serves as the Treasurer of the Flames Foundation, the charity that is responsible for many of the organization's charitable initiatives.

Michael is a native Calgarian who attended the University of Calgary, graduating with a Bachelor of Commerce degree in 1988. Upon completion of his degree he also qualified for and practiced as a Chartered Accountant in Calgary. Michael and his wife Cara have two daughters Brynn (3) and celebrated the birth of Cade

DIRECTOR, PLAYER PERSONNEL



**Duane
SUTTER**

Duane joins the Flames following 11 seasons with the Florida Panthers. The previous five years he held the position of Director of Player Development but has also worked in other capacities with the Panthers including Head Coach, Assistant Coach and Pro Scout.

Duane played on four consecutive Stanley Cup winners with the New York Islanders during his 11-year playing career, spending eight seasons with the Islanders and three with the Chicago Blackhawks, before retiring after the 1989-90 campaign. Sutter appeared in 731 NHL games, recording 139 goals, 342 points and 1,333 penalty minutes. After completing his playing career, he spent two seasons as a scout for the Blackhawks, before taking over as Head Coach of the team's IHL affiliate in Indianapolis for three years.

One of six brothers to have played in the NHL (Brent, Brian, Darryl, Rich and Ron) and one of four (Brent, Brian, Darryl) to become an NHL head coach, Sutter was a first-round draft pick of the New York Islanders in 1979 (17th overall). A native of Viking, AB, Sutter and his wife, Cindy, have three children, daughters Darby and Kassie and son Brody.

DIRECTOR, HOCKEY ADMINISTRATION



**Mike
BURKE**

The 2008-09 NHL season represents Mike Burke's 26th year with the Calgary Flames. Since the start of the 1994-95 campaign, when Burke moved to the hockey department and was promoted to his current position, he has been responsible for the administration of the hockey club. He works closely with General Manager Darryl Sutter and Vice President of Hockey Administration/CFO Michael Holditch in managing many facets of the Flames hockey operations.

Burke's vast experience in hockey-related issues has made him a valuable part of the hockey staff. His main responsibilities include contract research, analysis and negotiation, player assignments, preparation of salary arbitrations, liaison between the NHL and the Flames regarding all aspects of hockey administration, monitoring collective bargaining issues and helping coordinate the day-to-day operations of the Club.


Prior to his current appointment, the 49-year-old Burke was responsible for the Club's media relations and communications. Many of the initiatives developed by the organization through the years have become implemented within the National Hockey League.

A graduate of the Public Relations program at Mount Royal College, Burke began his sports administration career with the Saskatoon Blades (WHL) in 1980 before serving two seasons as General Manager of a minor-pro team in the Montreal Expos' organization. He has often worked with the NHL in both NHL All-Star Games and NHL Stanley Cup Final events. In 1996, Burke was added as a member of Team Canada's hockey operation staff for the World Cup of Hockey tournament.

A native of Plato, Saskatchewan, Burke and his wife Sandra have two children Keaton (14) and Reid (10).

HOCKEY CLUB PERSONNEL

HEAD COACH



**Mike
KEENAN**

Mike Keenan was named the 13th Head Coach in Calgary Flames history on June 14, 2007. He joins the Flames with one of the most impressive coaching resumes in the history of the National Hockey League. He is 5th all time in NHL wins (626 wins) behind only Scotty Bowman, Al Arbour, Dick Irvin, and Pat Quinn. During his 19 years behind the bench in the NHL, Keenan has led his teams to the Finals on four occasions capturing the Stanley Cup with the New York Rangers in 1994. He was named winner of the Jack Adams Trophy as NHL Coach of the Year in 1985 after leading the Philadelphia Flyers to the Cup Final during his rookie season. He has a 94-73 (.563) Stanley Cup Playoffs record, with his 94 playoff victories tying him for 4th on the all-time list with Pat Quinn.

The native of Bowmanville, ON began his coaching career with the Peterborough Petes of the OHL in 1980 and guided the Petes to the Memorial Cup Final. The following year he moved to the professional ranks with the Rochester Americans, which he led to an American Hockey League Calder Cup Championship in 1983. For the 1983-84 season, he returned to his alma mater, the University of Toronto, and coached the Varsity Blues to the CIAU title. Following back-to-back championship campaigns, he was offered his first NHL coaching position with the Philadelphia Flyers. Success followed Keenan with two trips to the Stanley Cup Finals during his four years in Philadelphia. Keenan signed with the Chicago Blackhawks in 1988 and within four seasons guided the Hawks to

their first Finals appearance in 19 years. In 1993, he assumed the position as New York Rangers Head Coach, and led the franchise to its first Stanley Cup title since 1940. Keenan has also coached the St. Louis Blues (1994-96), Vancouver Canucks (1997-98), and Boston Bruins (2000-01). He was named Head Coach of the Florida Panthers on December 3, 2001 before becoming the Panthers General Manager on May 26, 2004.

His resume includes three President's Trophies, six division titles, three All-Star Games, three 50 plus win seasons and five 100 plus point seasons. As Canada's National Team Head Coach in 1987 and 1991, Keenan led Team Canada to two Canada Cup titles. His international coaching career also includes the 1980 World Junior Championships and the 1993 World Championships.

The 2007-08 season marked three major milestones for Mike Keenan as he coached his 1300th regular season game (Mar.29, 2008), registered his 600th career win (Dec.16, 2007), and has now coached in more playoff game seven's than any coach in history with a record of 5-5.

Mike and his wife, Nola, have three children: Gayla, Grant and Reed.

CAREER COACHING RECORD

Season	Team	Lge	GP	W	L	T	OTL	Pct	Result
1979-80	Peterborough Petes	OHA	68	47	20	1	0	0.699	Lost in Memorial Cup Final
1980-81	Rochester Americans	AHL	80	30	42	8	0	0.425	Out of Playoffs
1981-82	Rochester Americans	AHL	80	40	31	9	0	0.556	Lost in round 2
1982-83	Rochester Americans	AHL	80	46	25	9	0	0.631	Won Championship
1983-84	U. of Toronto	CIAU	24	20	1	3	0	0.896	Won Championship
1984-85	Philadelphia Flyers	NHL	80	53	20	7	0	0.706	Lost in Finals
1985-86	Philadelphia Flyers	NHL	80	53	23	4	0	0.688	Lost in round 1
1986-87	Philadelphia Flyers	NHL	80	46	26	8	0	0.625	Lost in Finals
1987-88	Philadelphia Flyers	NHL	80	38	33	9	0	0.531	Lost in round 1
1988-89	Chicago Blackhawks	NHL	80	27	41	12	0	0.412	Lost in round 3
1989-90	Chicago Blackhawks	NHL	80	41	33	6	0	0.550	Lost in round 3
1990-91	Chicago Blackhawks	NHL	80	49	23	8	0	0.662	Lost in round 1
1991-92	Chicago Blackhawks	NHL	80	36	29	15	0	0.544	Lost in Finals
1993-94	New York Rangers	NHL	84	52	24	8	0	0.667	Won Championship
1994-95	St. Louis Blues	NHL	48	28	15	5	0	0.635	Lost in round 1
1995-96	St. Louis Blues	NHL	82	32	34	16	0	0.488	Lost in round 2
1996-97	St. Louis Blues	NHL	33	15	17	1	0	0.470	
1997-98	Vancouver Canucks	NHL	63	21	30	12	0	0.429	Out of Playoffs
1998-99	Vancouver Canucks	NHL	45	15	24	6	0	0.400	
2000-01	Boston Bruins	NHL	74	33	26	7	8	0.547	Out of Playoffs
2001-02	Florida Panthers	NHL	56	16	29	8	3	0.384	Out of Playoffs
2002-03	Florida Panthers	NHL	82	24	36	13	9	0.427	Out of Playoffs
2003-04	Florida Panthers	NHL	15	5	8	2	0	0.400	
2007-08	Calgary Flames	NHL	82	42	30	-	10	0.573	Lost in Round 1
TOTALS			GP	W	L	T			
Regular Season Record			1304	626 (5th)	521	157			
Stanley Cup Playoff Record			167	94 (T-4th)	73				

HIGHLIGHTS Championships:

- 1994 Stanley Cup (New York Rangers)
- 1991 Canada Cup (Canada)
- 1987 Canada Cup (Canada)
- 1984 CIAU Nat. Championship (U of Toronto)
- 1980 Memorial Cup Finals (Peterborough Petes)
- 1983 Calder Cup (Rochester Americans)

1985 Jack Adams Award as the NHL's Coach of the Year (Philadelphia Flyers)

Championship Finals:

- 1992 Stanley Cup Finals (Chicago Blackhawks)
- 1987 Stanley Cup Finals (Philadelphia Flyers)
- 1985 Stanley Cup Finals (Philadelphia Flyers)

ASSOCIATE COACH



**Jim
PLAYFAIR**

Jim Playfair is entering his second season as an Associate Coach with the Flames. As the Flames Head Coach in 2006-07, Playfair guided the Flames to a 43-29-5-5 record and the team's third consecutive playoff appearance. Playfair was originally named Assistant Coach with the Flames on January 3, 2003. During his time as an assistant, the Flames posted a 105-73-25-4 record and an 18-15 post season record.

Playfair was named Head Coach of the Saint John Flames on August 10, 2000 and spent three seasons with Calgary's primary development club of the American Hockey League. During the 2000-01 season, his first behind the bench in Saint John, Playfair led the Flames to their first AHL Calder Cup championship and was named Minor Professional Coach of the Year by The Hockey News. Over the course of his tenure, Saint John posted an 83-77-22-10 record.

Prior to joining the Flames organization, Playfair was the Head Coach of the Michigan K-Wings of the International Hockey League. He served as an Assistant Coach with the K-Wings for three seasons before being named Head Coach on January 25, 2000. His other head coaching experience includes three seasons as bench boss of the Dayton Bombers of the East Coast Hockey League.

The 43-year old native of Fort St. James, BC played nine seasons of professional hockey including 21 games in the NHL with Edmonton and Chicago. Playfair was Edmonton's first choice, 20th overall, in the 1982 NHL Entry Draft. He captained the Indianapolis Ice (IHL) to the 1990 Turner Cup championship but was forced to retire from playing due to a retina injury suffered during the 1991-92 campaign. As a junior, Playfair performed with the Portland Winterhawks for two seasons capturing a Memorial Cup in 1983 before concluding his junior career as a member of the Calgary Wranglers in 1984. Jim and his wife Roxanne have three boys: Dylan (16), Jackson (14) and Austyn (11).

ASSISTANT COACH



**Rich
PRESTON**

This will be Preston's fifth consecutive season as the Flames Assistant Coach after rejoining the organization on June 26, 2003. The Regina, SK native was previously with the Flames, along with Head Coach Brian Sutter, from 1997-2000 and helped the Flames increase its point totals in each of those seasons. With the San Jose Sharks (2000-02) as an Assistant Coach under Head Coach Darryl Sutter, Preston also saw his team improve its point totals each year.

Prior to coaching with Calgary and San Jose, Preston spent two seasons (1995-96 and 1996-97) as Head Coach of his hometown, Regina Pats of the WHL. During this period the Pats compiled a 79-60-5 record. With 42 wins registered in the 1996-97 season, the Pats managed their first 40 win season in 11 years and also established a new team record 27 home game undefeated streak.

Preston began his coaching career with the Chicago Blackhawks during the 1991-92 campaign and spent four seasons with the team. He worked as an Assistant Coach to Mike Keenan during the 1991-92 season, and to Darryl Sutter from 1992-95.

Preston played in eight NHL seasons from 1979-87 with the Chicago Blackhawks and the New Jersey Devils and in five seasons in the World Hockey Association with the Houston Aeros and Winnipeg Jets. In 13 professional seasons he recorded 576 points including 260 goals in 963 career games, winning the WHA Championship with Houston in 1975 and with Winnipeg in 1979. He was named Playoff MVP in 1979 with the Jets.

Preston and his wife Laura have three boys, Troy, Lucas and Thomas and reside in Calgary.

ASSISTANT COACH




**Rob
COOKSON**

Rob Cookson is in his ninth season with the Flames coaching staff after three seasons as Video Coach with the Philadelphia Flyers. Cookson, a native of Lacombe, Alberta has an impressive resume of coaching and technical experience in the hockey world. Before joining the Flyers, he served as an Assistant Coach for the Canadian Men's Olympic Team in the 1998 Winter Olympics in Nagano, Japan. More recently, he worked alongside Brent Sutter as an Assistant Coach for Team Canada's gold medal winning team at the 2005 World Junior Championships. In April 2003, Rob joined the Canadian National Men's Team as an Assistant Coach at the World Championships and played an important role as Canada captured the gold medal in the tournament. It was Rob's third stint as Assistant Coach for Canada at the World Championships.

Rob began his career with the Canadian Hockey program in 1991 as Manager of Video Production, assisting the Canadian National Team's coaching staff (men's, women's and junior) with video preparation, analysis and video pre-scouting. As an Assistant Coach with Team Canada, Cookson has won five gold medals (1995, 1996, 1997, 2005 World Juniors and 1997, 2003 World Championships). He also served as a video technician for the Canadian Men's Olympic Team in the 1994 Winter Olympics in Lillehammer, Norway.

Rob and his wife Shirley make Calgary their year round home.

GOALTENDING COACH



**David
MARCoux**

Goaltending coach David Marcoux enters his sixth season with the Flames organization. In this position, Marcoux works with all goaltenders in the Flames system. Since joining the Flames, Marcoux's goaltenders have set high standards as the team finished third in the NHL in goals against (2.15) in 03-04 and first in 05-06 (2.35). Marcoux successfully introduced the concept of Mental Training (mental toughness, relaxation, concentration, confidence and objectives) to the Flames goaltenders along with the Quebec technical style of goaltending.

In 2003-04, under Marcoux's guidance, Miikka Kiprusoff, a Vezina trophy nominee, set a new modern era record for goals against average (1.69). He also finished 1st in the NHL in save percentage (.933) and backstopped the Flames all the way to the Stanley Cup Finals.

In 2005-06, Kiprusoff earned the Jennings Trophy for the team with lowest goals against average in the League (2.07) and the Vezina Trophy as best goaltender in the NHL. He also backstopped his team to a top spot in the division (103 pts).

Marcoux also works closely with the Flames scouting staff in the areas of goaltender coaching and advising, pro scouting and in goaltender personnel decisions.

Prior to joining the Flames, Marcoux held a position as Goaltender Coach with the Hull Olympiques of the QJHL from 1997 to 2001. During this period, the team made the league finals in two consecutive years. He also spent the previous 12 years teaching & coaching goaltenders in a sports academy in St-Jerome, Quebec.

During the off-season, Marcoux's conducts his goaltending camp (www.dmsg.ca) in Sherbrooke(QC), Ottawa(ON) and Calgary(AB) and is a writer for "Goalie's World" Magazine. A graduate of the University of Sherbrooke with a Bachelor's Degree in Science (Physical Education) in 1990, Marcoux continued his education and in 1997 received his Masters' Degree from the University of Montreal. His final thesis was "The Development and Evaluation of Ice Hockey Goaltenders".

David and his wife, Isabelle have two children, Adam (10) & Louka (8) and reside in Calgary.

STRENGTH & CONDITIONING COACH



**Rich
HESKETH**

Rich Hesketh has been working with the Flames as a Strength & Conditioning Coach since the 1995-1996 season. He has a BPE from McMaster University (1987) and has represented Canada on eleven national track and field teams in the decathlon. He has competed internationally at the Commonwealth Games on two occasions, represented Canada at the Pan American Games and is a 5-time Canadian Champion in Combined Events.

As the Strength and Conditioning Coach, Rich creates individualized training programs for each player of the Calgary Flames for both the hockey season and off-season. He also designs programs and trains all Flames prospects at the developmental level. He works closely with the medical staff and athletic therapist to condition players while they are injured or rehabilitating.

Rich also coaches speed/power athletes for the University of Calgary and Calgary Spartans Track and Field clubs. In July of 2005, Rich joined Nike as a consultant trainer and helped develop their new hockey training program.

Rich and his wife Linda reside in Calgary with their three children: Asia, Jade and Adrian.

ATHLETIC THERAPIST



**Morris
BOYER**

Morris Boyer is entering his 12th season as the Athletic Therapist with the Flames after joining the organization at the start of the 1997-98 season. In July of 2001, he was appointed head Athletic Trainer for the Flames with his primary responsibilities including injury prevention, care and rehabilitation. In April of 2003, he was named Athletic Therapist for the Canadian National Men's Hockey Team who captured a gold medal at the IIHF Men's World Championships.

Morris is a graduate of the University of Alberta with a Bachelor of Physical Education. In 1991 he achieved his Certified Athletic Therapist diploma from the Canadian Athletic Therapists Association. Upon graduation, Morris worked with the Canadian Men's Volleyball team, the Canadian Professional Rodeo Sport Medicine Team, Edmonton Brick Men Soccer Club, Red Deer College and the Sports Medicine Clinic in Oshawa, Ontario. In addition, he was a member of the athletic therapy staff for the 1993 World University Games and 1995 PAN-AM Games in Argentina.

Morris's experience is not limited to his post graduation years. He has also worked as a student therapist at the Glen Sather Sports Medicine Clinic in Edmonton and was a therapist for both the U of Alberta Golden Bears Hockey Team and the Sherwood Park Crusaders Jr. 'A' Hockey Team.

Morris and his wife Huguette have two sons Dakota and Chet.



ASSISTANT ATHLETIC THERAPIST



**Gerry
KURYLOWICH**


Gerry "Kurly" Kurylowich begins his sixth season with the Calgary Flames in the role of Assistant Athletic Therapist. He works closely with Head Athletic Therapist Morris Boyer in the training room with player treatments and rehabilitation.

Gerry is a graduate of the University of Alberta with a Bachelor of Physical Education (1986). In 1993 he became a Certified Athletic Therapist from the Canadian Athletic Therapist Association. In 1997 he achieved Certification as a Traditional Chinese Medicine Acupuncturist and in 2003 he received his Certification in Swedish massage.

Before joining the parent club in Calgary, Gerry was Head Athletic Therapist for the Saint John Flames of the American Hockey League for two seasons. Prior to Saint John he worked from 1997-2001 as Head Athletic Therapist with the AHL's Hamilton Bulldogs. His experience also includes ten years within the Canadian Football League with the Edmonton Eskimos (86-88), Ottawa Rough Riders (88-93) and the Hamilton Tigercats (94).

Originally from 100 Mile House B.C., Gerry and his wife Rebecca make Calgary their home with their two children Jaymz (15) and Catherine (13).

EQUIPMENT MANAGER



**Gus
THORSON**

Gus Thorson is in his 10th season as the Flames Equipment Manager following a decorated career with the Canadian National Hockey Team over 10 seasons. During that period, Gus attended six IIHF Men's World Championships capturing a Gold medal in 1997, and was the Equipment Manager for Team Canada at the 1998 Winter Olympic Games in Nagano, Japan. His tenure with the national program began in 1989 and he held the post of Head Equipment Manager during the final five years of his career with Hockey Canada.

Gus has worked in the hockey business at various levels for over 20 years. Prior to joining the National Team, the 49-year old, worked as a trainer with the University of Calgary and in the Western Hockey League with the Victoria Cougars, Moose Jaw Warriors and Calgary Wranglers.

As the man in charge of all equipment and supplies for the Flames and their affiliated players in Quad Cities (AHL) and Las Vegas (ECHL), Thorson will outfit more than 60 players. During the season, his responsibilities will include skate sharpening, maintaining inventory, repairing equipment and coordinating the transfer of the team's equipment to other NHL cities.

Although a native of Sackville, New Brunswick, Gus has called Calgary home since 1970. Gus and his wife Fran have three children, sons Garrett and Craig, and daughter Amy.

ATHLETIC THERAPIST/ASSISTANT EQUIPMENT MANAGER



**Mark
DePASQUALE**

Mark "Depo" DePasquale enters his third season with the Calgary Flames training staff with the start of the 2008-09 season. He was a member of the Chicago Blackhawks organization since 1991. He provides 18 years of athletic therapy and equipment management experience to Calgary and works along side Equipment Manager Gus Thorson.

Mark's initial role with the Blackhawks was as an Assistant Equipment Manager responsible for the day-day operations of player personnel involving equipment for practices and games from 1989-1996. Mark moved to Arizona in 1996 to pursue a career as a professional golfer while working for the Jeremy Roenick Foundation that raised money for multiple children's charities in the greater Phoenix area. He moved back to Chicago and served as an Equipment Manager for the Chicago Wolves (IHL) for the 2000-01 season.

Mark, 37, is a graduate of the University of Illinois-Chicago with a Bachelor of Science in Kinesiology. Mark, and his wife Kelly have twins Maddox and Mia and reside in Calgary.

HOCKEY CLUB PERSONNEL



Brenda Koyich
Exec. Asst., GM &
Hockey Operations




Sean O'Brien
Manager, Team
Services



Tod Button
Director of Scouting



Mike Sands
Director of Amateur
Scouting



Ron Sutter
Pro Scout/Player
Development



Jamie McLennan
Pro Scout/Player
Development



Tom Webster
Amateur Scout/Player
Development



Fred Devereaux
Scout




Juha Hautamaa
Scout



Steve Leach
Pro Scout



Bob MacMillan
Scout




Robert Pulford
Scout



Greg Rejanen
Scout



Blair Reid
Scout



Anders Steen
Scout



Ritch Thibeau
Scout



Al Tuer
Scout



Jules Carriere
Dressing Room
Attendant



Bryan Lentz
Massage Therapist




Dr. Kelly Brett
Head Physician




Dr. Jim Thorne
Team Physician/
Sports Medicine



Dr. Bill Blair
Team Dentist



Ryan McGill
Head Coach
Quad City
Flames



Scott Allen
Assistant Coach
Quad City
Flames

CALGARY FLAMES OFFICE STAFF



Jim Bagshaw
VP, Advertising,
Sponsorship &
Marketing



Rolie Cyr
VP, Sales



Peter Hanlon
VP,
Communications



Jim Peplinski
VP, Business
Development



Libby Raines
VP, Building
Operations



Mark Vaillant
VP, Food & Beverage



Pat Halls
Senior Director,
Sponsorship Sales



Kevin Gross
Director, Corporate
Sponsorship



Art Hernandez
Director, Food Services



Brent Gibbs
Director, Merchandise
& Product
Development



Deniece Kennedy
Director of Finance



Bob White
Director, Suites



Mike Board
Manager, Website
Content



Mike Franco
Manager, Ticket Sales



Bob Godun
Manager, Security &
Parking



George Greenwood
Manager, Building
Operations




Marc Leost
Manager,
Customer Service



Betty Mah
Manager, Human
Resources



Mark Stiles
Manager,
Sponsorship & Key
Accounts



Scott Matheson
Promotions Manager



Laurie Wheeler
Manager,
Publications



Judy O'Brien
Executive Assistant to
Ken King



Carlo Petrini
Director of Broadcast
Production



Kelly Kisio
General Manager,
Calgary Hitmen

HOCKEY HALL OF FAME

AL MACINNIS - Player, 1981–1994, Inducted – 2007

On November 12, 2007, Al MacInnis became the 10th member in the history of the Calgary Flames organization to be honored with induction into the Hockey Hall of Fame.

Born Allan MacInnis on July 11, 1963 in Port Hood, Nova Scotia, Al played junior for the Kitchener Rangers beginning in 1980-81. During the summer of 1981, MacInnis was drafted in the first round, fifteenth overall, by the Flames. Although he played a handful of games for the Flames in both 1981-82 and 1982-83, MacInnis continued his junior career, which included a Memorial Cup championship in 1982.

After spending the early part of the 1983-84 season with the CHL's Colorado Flames, MacInnis became a full-time member of the Calgary Flames' blueline later that season, playing 51 games and scoring 11 goals and 34 assists for 45 points.

MacInnis spent thirteen seasons with Calgary before moving to St. Louis, but left Alberta having evolved into one of the most effective defencemen in the NHL. While with the Flames, he played in eight All-Star Games, but more importantly, was a key component of a Stanley Cup championship for Calgary in 1989, the first in franchise history. For his contributions in the playoffs that spring, including 7 goals and 24 assists in 22 games, MacInnis was awarded the Conn Smythe Trophy. In a franchise high 803 games played, MacInnis recorded 822 points as a member of the Flames. He also holds the career franchise record for Assists (609).



HARLEY HOTCHKISS - Owner, 1980 - Present, Inducted – 2006

On June 28, 2006, Flames co-owner Harley Hotchkiss received the prestigious honour of election to the Hockey Hall of Fame. Harley is the youngest of six children raised on a farm near Tillsonburg, Ontario. He spent his winters on the pond playing hockey emulating his beloved Toronto Maple Leafs. His idol was Syl Apps. In addition to dreaming of playing in the NHL, the young Hotchkiss also planned a second career in the business world, just in case. The game of hockey was the beneficiary of Harley's practical side as he has used his business success to ensure the growth and development of hockey in Canada.

An original member of the Flames ownership group, Harley Hotchkiss was among this group of local businessmen who introduced the National Hockey League to the City of Calgary in the spring of 1980. The pinnacle of their storied history occurred in 1989 when the Flames captured the Stanley Cup. Of his numerous contributions to the game, his most recent efforts and role on behalf of the NHL were to find a resolution to the NHL labour dispute that forced the cancellation of the 2004-2005 season. Harley served six two-year terms as Chairman of the NHL Board of Governors.

Harley has been an avid supporter of Hockey Canada. The Flames make annual financial contributions to Hockey Canada for the continued development and growth of the game. With the investment in bringing the NHL to Calgary, the purchase of the Flames funded the creation of the Centre of Excellence that offered coaching clinics, research in hockey development and sports injuries as well as athletic scholarships to Canadian universities. The introduction of Project 75 contributed over \$8 million that is distributed by Hockey Canada to benefit the game throughout the country.

His involvement in hockey reaches from the grassroots to the top branch. As a young college athlete at Michigan State University, Harley was a member of the 1950 Spartans varsity hockey club. He continues to maintain a director's position for the Hockey Hall of Fame. His generosity for other like-minded hockey people is continuously demonstrated as he has made contributions for the construction of hockey arenas throughout Canada including Fox Valley, SK and Aylmer, ON.

PETER MAHER - Play by Play, Inducted – 2006

Flames play-by-play man, Peter Maher was honoured by the Hockey Hall of Fame as the winner of the 2006 Foster Hewitt Memorial Award. Maher has been the voice of the Flames since the 81-82 season. A native of Campbellton, New Brunswick, Maher's success as a hockey play-by-play voice led to his induction into the New Brunswick Sports Hall of Fame in 1996. Maher has also called World Championship games, six NHL All-Star games, and the Stanley Cup Finals in '80, '86, '89 and '04.

The award, named in honour of the late Foster Hewitt is presented in recognition of members of the radio and television industry who have made outstanding contributions to their profession and to the game of hockey.



HOCKEY HALL OF FAME

BCE Place , 30 Yonge Street, Toronto, Ontario, M5E 1X8

Phone: 416-360-7765 Website: www.hhof.com

CLIFF FLETCHER - General Manager 1972-1991, Inducted – 2004

After an outstanding forty-eight year career that continues in the NHL, Cliff Fletcher was elected to the Hockey Hall of Fame as a Builder in 2004. Fletcher began his hockey career in 1956 with the Montreal Canadiens organization, starting as a scout under Sam Pollock. He joined the St. Louis Blues, eventually earning the role of Assistant General Manager, and helped manoeuvre the Blues into the Stanley Cup final during the first three years of the franchise's existence. Cliff Fletcher was hired as the inaugural General Manager of the Atlanta Flames. He helped orchestrate the franchise's subsequent move from Atlanta to Calgary in time for the 1980-81 season. During Cliff's regime with the Flames, his teams made the playoffs sixteen straight seasons and finished first in their division in 1987-88, 1988-89 and 1989-90. In 1988-89, the Calgary Flames won the Stanley Cup. Lured to Toronto in 1991, Fletcher spent six seasons as Chief Operating Officer, President and General Manager of the Maple Leafs. He was named the 1993 Executive of the Year by The Hockey News. As a team, Toronto improved by an incredible 32 points from 67 points in 1991-92 to a franchise-high 99 points in 1992-93. Following two seasons with the Tampa Bay Lightning as Senior Advisor to the General Manager, Fletcher was hired by the Phoenix Coyotes as Executive Vice-President and General Manager. He is currently the Senior Executive Vice-President of Hockey Operations of the Coyotes.

GRANT FUHR - Player, 1999-00, Goaltending Consultant , 2000-2002, Inducted – 2003

Following a career that saw him attain over 400 NHL wins and amass five Stanley Cup championships, fittingly, Grant Fuhr was elected to the Hockey Hall of Fame in his first year of eligibility. Although all five Cups ('84, '85, '87, '88, '90) were collected while backstopping the Edmonton Oilers, Fuhr completed his career as a member of the Calgary Flames. On October 22, 1999 the Flames defeated the Florida Panthers and Fuhr attained his 400th career win and became only the sixth goaltender in NHL history to reach that milestone. Fuhr's accomplishments include six All-Star Game appearances, Vezina Trophy ('87), Jennings Trophy ('94) and two Canada Cup titles ('84 and '87).

JOE MULLEN - Player, 1985-86 - 1989-90, Inducted – 2000

In 345 career games with Calgary (1985-86 - 1989-90), Mullen recorded 388 points (190g, 198a). In 17 NHL seasons (1979-80 - 1996-97) with St. Louis, Calgary, Pittsburgh and Boston, the three-time Stanley Cup winner recorded 1063 points (502g, 561) in 1,062 games. Played in NHL All-Star Game (1989, 1990 & 1994). Won the Lady Byng Trophy (1987, 1989), NHL First All-Star Team (1989), NHL +/- Leader (1989), won the Lester Patrick Trophy (1995).

GUY LAPOINTE - Assistant Coach & Scout, 1990-91 - 1998-99, Inducted – 1993

Lapointe played 16 seasons in the NHL with the Montreal Canadiens, St. Louis Blues and Boston Bruins. One of the great players in the history of the game, Lapointe captured six Stanley Cup Championships with the Canadiens ('71, '73, '76, '77, '78 and '79). Along with teammates Serge Savard and Larry Robinson, formed one of the top defence corps in the NHL. In 884 career games Lapointe recorded 622 points (171g, 451a).

LANNY McDONALD - Player, 1981-82 - 1988-89 - Management, 89 - 00, 01 - 03, Inducted - 1992

On September 21, 1992, Lanny McDonald became the first Calgary Flame player to be inducted into the Hockey Hall of Fame. McDonald finished his NHL career with 500 goals, 506 assists and 1,006 points in 1,111 games—all milestone achievements. Played 492 career games with the Flames recording 406 points (215g, 191a) Lanny won the Bill Masterton Trophy (1982-83), the King Clancy Memorial Trophy (1987-88) and was named NHL Man-of-the-Year in 1988-89. He still holds the Flames record for most goals in a season (66, 1982-83) and scored the go-ahead goal in Calgary's Stanley Cup clinching win at Montreal in 1989.

BOB JOHNSON - Head Coach, 1982-83 - 1986-87, Inducted – 1992

"Badger" Bob Johnson was one of hockey's greatest boosters both in Calgary and throughout North America. Led Calgary to franchises first 40 win season in 1984-85 and posted a Flames' coaching record of 193-155-52 in 400 games. Posted a career coaching record of 234-188-58 with Calgary (1982-83 - 1986-87) and Pittsburgh (1990-91). Led the Penguins to a Stanley Cup Championship in 1991. "It's a great day for hockey" is a remark hockey fans will always remember.

GLENN HALL - Goaltending Consultant, 1988 - 2000, Inducted – 1975

During his 18 seasons in the NHL, Glenn "Mr. Goalie" Hall, posted a 2.51 GAA and was consistently recognized as a top goaltender, being selected to the All-Star team 11 times. Hall led the NHL in shutouts for six seasons, including his rookie campaign when he won the Calder Trophy, and had 84 regular season career shutouts. He still holds the record for most consecutive games by a goaltender, with 502, and appeared in 906 league games. Captured three Vezina Trophies, the Conn Smythe Trophy, one Stanley Cup and 13 All-Star Game appearances. In 1988 the Chicago Blackhawks retired Hall's jersey.

FLAMES ALL-STAR SELECTIONS



Jarome Iginla and Dion Phaneuf at the 2008 All-Star Game

NHL ALL-STARS

(PLAYERS VOTED TO END OF SEASON 1ST OR 2ND ALL STAR TEAM)

JAROME IGINLA

2007-08 (Calgary) 1ST
2003-04 (Calgary) 2nd
2001-02 (Calgary) 1st

DION PHANEUF

2007-08 (Calgary) 1ST

MIikka KIPRUSOFF

2005-06 (Calgary) 1st

JOE MULLEN

1988-89 (Calgary) 1st

HAKAN LOOB

1987-88 (Calgary) 1st

AL MACINNIS

1993-94 (Calgary) 2nd
1990-91 (Calgary) 1st
1989-90 (Calgary) 1st
1988-89 (Calgary) 2nd
1986-87 (Calgary) 2nd

THEOREN FLEURY

1994-95 (Calgary) 2nd

GARY SUTER

1987-88 (Calgary) 2nd

LANNY MCDONALD

1982-83 (Calgary) 2nd

BRAD MCCRIMMON

1987-88 (Calgary) 2nd

MICHAEL VERNON

1988-89 (Calgary) 2nd

YOUNG STARS GAME

2003-04 Matthew Lombardi
2002-03 Jordan Leopold
2001-02 Robyn Regehr

NHL ALL-ROOKIE TEAMS


2005-06 Dion Phaneuf	1987-88 Joe Nieuwendyk
1997-98 Derek Morris	1985-86 Gary Suter
1996-97 Jarome Iginla	1983-84 Hakan Loob
1989-90 Sergei Makarov	1983-84 Jamie Macoun

ALL-STAR GAME APPEARANCES

2007-08 Jarome Iginla (Named Team Captain for Western Conference), Dion Phaneuf	1988-89 Joe Mullen, Gary Suter, Joe Nieuwendyk, Mike Vernon
2006-07 Miikka Kiprusoff, Dion Phaneuf	1987-88 Al MacInnis, Brad McCrimmon, Gary Suter, Joe Nieuwendyk, Mike Vernon
2003-04 Jarome Iginla	1986-87 Rendezvous '87
2002-03 Jarome Iginla	1985-86 Gary Suter
2001-02 Jarome Iginla	1984-85 Al MacInnis, Paul Reinhart
1999-00 Valeri Bure, Phil Housley	1983-84 Lanny McDonald
1998-99 Theoren Fleury	1982-83 Lanny McDonald
1997-98 Theoren Fleury	1981-82 Pekka Rautakallio
1996-97 Theoren Fleury	1980-81 Kent Nilsson
1995-96 Theoren Fleury	1979-80 Kent Nilsson (Atlanta)
1994-95 No All-Star Game	1978-79 Challenge Cup
1993-94 Al MacInnis, Joe Nieuwendyk	1977-78 Bill Clement (Atlanta)
1992-93 Gary Roberts, Mike Vernon	1976-77 Tom Lysiak, Eric Vail (Atlanta)
1991-92 Gary Roberts, Al MacInnis, Theoren Fleury	1975-76 Curt Bennett, Tom Lysiak (Atlanta)
1990-91 Al MacInnis, Theoren Fleury, Gary Suter, Mike Vernon	1974-75 Curt Bennett, Tom Lysiak (Atlanta)
1989-90 Al MacInnis, Joe Mullen, Joe Nieuwendyk, Mike Vernon	1973-74 Al McDonough (Atlanta)
	1972-73 Randy Manery (Atlanta)

FLAMES ALL TIME TROPHY WINNERS

VEZINA TROPHY



TOP GOALTENDER
2005-06 Miikka Kiprusoff

WILLIAM M. JENNINGS TROPHY



FEWEST GOALS AGAINST
2005-06 Miikka Kiprusoff

MAURICE "ROCKET" RICHARD TROPHY




MOST GOALS
2003-04 Jarome Iginla
2001-02 Jarome Iginla

LESTER B. PEARSON AWARD




MVP VOTED BY PLAYERS
2001-02 Jarome Iginla

ART ROSS TROPHY




MOST POINTS
2001-02 Jarome Iginla

BILL MASTERTON TROPHY



DEDICATION
1995-96 Gary Roberts
1982-83 Lanny McDonald

CALDER MEMORIAL TROPHY



TOP ROOKIE
1989-90 Sergei Makarov
1987-88 Joe Nieuwendyk
1985-86 Gary Suter
1976-77 Willi Plett
1974-75 Eric Vail

CONN SMYTHE TROPHY



PLAYOFF MVP
1988-89 Al MacInnis

KING CLANCY AWARD




COMMITMENT TO HOCKEY
2003-04 Jarome Iginla
1994-95 Joe Nieuwendyk
1987-88 Lanny McDonald

ALKA-SELTZER TROPHY

PLUS/MINUS AWARD
1990-91 Theoren Fleury (Tied)
1988-89 Joe Mullen
1987-88 Brad McCrimmon

LADY BYNG TROPHY



GENTLEMANLY CONDUCT
1988-89 Joe Mullen
1986-87 Joe Mullen
1978-79 Bob MacMillan

FLAMES FOUNDATION FOR LIFE



The Flames Foundation for Life is the charitable arm of the Calgary Flames through which more than 32 million dollars in funding has already been directed to education, medical research, amateur sport and recreation. The Calgary Flames are proud to continue their commitment to the community through ongoing partnerships.



Rotary Flames House

The Rotary Flames House will be Alberta's first pediatric hospice and respite centre for terminally ill children. The centre will be located within easy access to the Alberta Children's Hospital and will have eleven patient rooms, therapeutic activity areas and a classroom. The Rotary Flames House will be open in 2009.



Our Gift To The Community



The "Rotary/Flames Gift to the Community" is a joint effort that both organizations are enthusiastic about. This alliance is committed to enhancing the existing fundraising efforts of the Rotary Clubs and the Flames Foundation for Life. This partnership encompasses the Rotary Flames House, the Rotary Flames Park and the REACH! Initiative.



Ronald
McDonald
House®
Southern Alberta



Rotary Flames Park

The park, located at the Southern Alberta Ronald McDonald House, is a two-acre oasis that includes a tots' playground, team play area and many quiet garden retreats. The area, framed by several trees, provides privacy and a quiet sanctuary for families visiting the house.

Reach!
a new world standard of health



REACH!

This joint fundraising initiative through the University of Calgary and the Calgary Health Region, is working with philanthropic leaders like the Flames Foundation for Life and the Rotary Club, to achieve a new world standard of health for Southern Albertans. This partnership involves five key areas: Public Health & Wellness, heart Disease, Neuroscience, NeuroArm as well as the Alberta Bone & Joint Health Institute.



Amateur and Grassroots Sports

Hockey development and education have always been, and will continue to be, at centre ice for the Calgary Flames Hockey Club. In addition to the Flames annual support of the Flames Financial Assistance Program (FFAP) for Minor Hockey, the players and coaches are involved in various minor hockey initiatives. FFAP was designed to help address the higher cost of registration for hockey programs, which ultimately prevents many local children from participating in the sport.



Through a combined effort, we are able to provide hundreds of local kids with the opportunity to participate in minor hockey programs each winter. This partnership has become an important component of the annual KidSport™ program, and helps keep minor hockey programs accessible to kids from low-income families. The FFAP program distributed \$75,000 in registration fee assistance to 173 local kids in 2006. Since 2000, the program has distributed \$563,690 in support of 1,536 local minor hockey kids.

The Calgary Flames continue to support the original mandate of the Flames ownership group made 27 years ago; to make a positive impact on the quality of life for all Calgarians. Through strong and continuously growing programs in the community the Flames have touch the lives of thousands of youth through community programs and have generated over \$32 million for the Flames Foundation for Life. Flames players activate Calgary fans in the community to create the social fabric in a city that bleeds red—working to breed Flames fans, for now and for the future, through their active and persistent involvement in the community.



Calgary Flames Charity Celebrity Golf Classic

This highly anticipated golf tournament raised over \$300,000 for the Flames Foundation for Life last season. Just before training camp Flames players, prospects, coaches and alumni gather for a last game of golf before the season with over 350 players.

Danone Superskills


All Flames players, coaches and Calgary minor hockey players take to the ice to compete in this fun-filled event for skill titles. Last season fastest skater Matthew Lombardi, hardest shot winner Adrian Aucoin, and shooting accuracy winner Alex Tanguay were applauded by a packed house at the Pengrowth Saddledome. The event raised over \$60,000 for the Flames Foundation for Life and NHLPA's Goals and Dreams Fund.



Flames Ambassador Celebrity Poker Tournament

This third annual poker tournament brought together the entire Flames team and coaching

staff along with Flames alumni and local celebrities, plus over 300 participants last season to lay all the cards on the table for the Flames Foundation for Life. Last year's tournament raised over \$400,000. This year will mark the fourth annual event.



Reading ...Give It A Shot!

This will mark the 13th season Flames players have been visiting Grade 4, 5 and 6 students as part of the Reading ...Give It A Shot! program. Last season's program included 43 schools and over 1,225 students. With the results of the program improving each year, a reported 96 per cent of these students have improved motivation to read. This reading incentive program encourages students to read by combining player visits with a bookmark reward system. For every 100 minutes of reading, students are rewarded with a commemorative bookmark featuring Flames players.



continued on next page



Wheelchair Hockey

For 27 years the Calgary Flames have been visiting the Gordon Townsend School in the Alberta Children's Hospital for an afternoon of wheelchair floor hockey.

Alberta Children's Hospital Christmas Visit

Each season the Calgary Flames players make a special visit to the Alberta Children's Hospital to wish them a happy holiday and give them a special toy.



Pond Hockey by ENMAX

This year will be the 12th season that the Calgary Flames will team up with ENMAX and Calgary Hockey Development to match minor hockey players with their NHL heroes.

Evenings of Pond Hockey by ENMAX take place on outdoor community rinks in January and February with Flames players and members of Calgary minor hockey.

Calgary Flames Better Halves Community Incentives

The Calgary Flames players' wives and girlfriends have also embraced the team's commitment to the community with spirited events in support of local charity.

Scotiabank and Flames Better Halves Ultimate Ladies Night Out

This first of its kind ladies event hosted by the Flames Better Halves raised over \$40,000 for the Flames Foundation for Life. The evening included celebrity fashion show featuring the Better Halves and baskets full "A Few of Our Favourite Things" from the Better Halves and their families.

Coca-Cola and Flames Ornaments

Each season the Better Halves sell limited edition Coca-Cola Flames Christmas ornaments in support of the Flames Foundation for Life. Last season they raised over \$25,000 for the Flames Foundation for Life.

Good Earth and Flames Autographed Pucks

During the first round of the playoffs the Calgary Flames Better Halves take to the concourse to sell Good Earth/Calgary Flames autographed pucks. Last seasons' sales raised \$25,000 for the Flames Foundation for Life.



**WE
ARE**



2007-08 FLAMES TEAM AWARDS

THE J.R. McCAIG MEMORIAL AWARD

honours two Calgary Flames personnel, a player and staff member, who best exemplify Mr. McCaig's enduring virtues of respect, courtesy and compassion for all individuals he encountered both in his professional and everyday life.



**Jarome Iginla and Bob Godun accept the
2007-08 J.R. McCaig Award.**



J.R. McCaig
1929 to 2005

PREVIOUS J.R. McCAIG AWARD WINNERS

2007-08	Jarome Iginla Bob Godun	2006-07	Stephane Yelle Gail Miller	2005-06	Robyn Regehr Mark Stiles
---------	----------------------------	---------	-------------------------------	---------	-----------------------------

THE RALPH T. SCURFIELD HUMANITARIAN AWARD

is presented annually to the Calgary Flames' player who best exemplifies the qualities of perseverance, determination and leadership on the ice combined with dedication to community service.



**Sonja Scurfield and Grandsons present Dion Phaneuf with the
2007-08 Ralph T. Scurfield Humanitarian Award.**




Ralph T. Scurfield
1928 to 1985

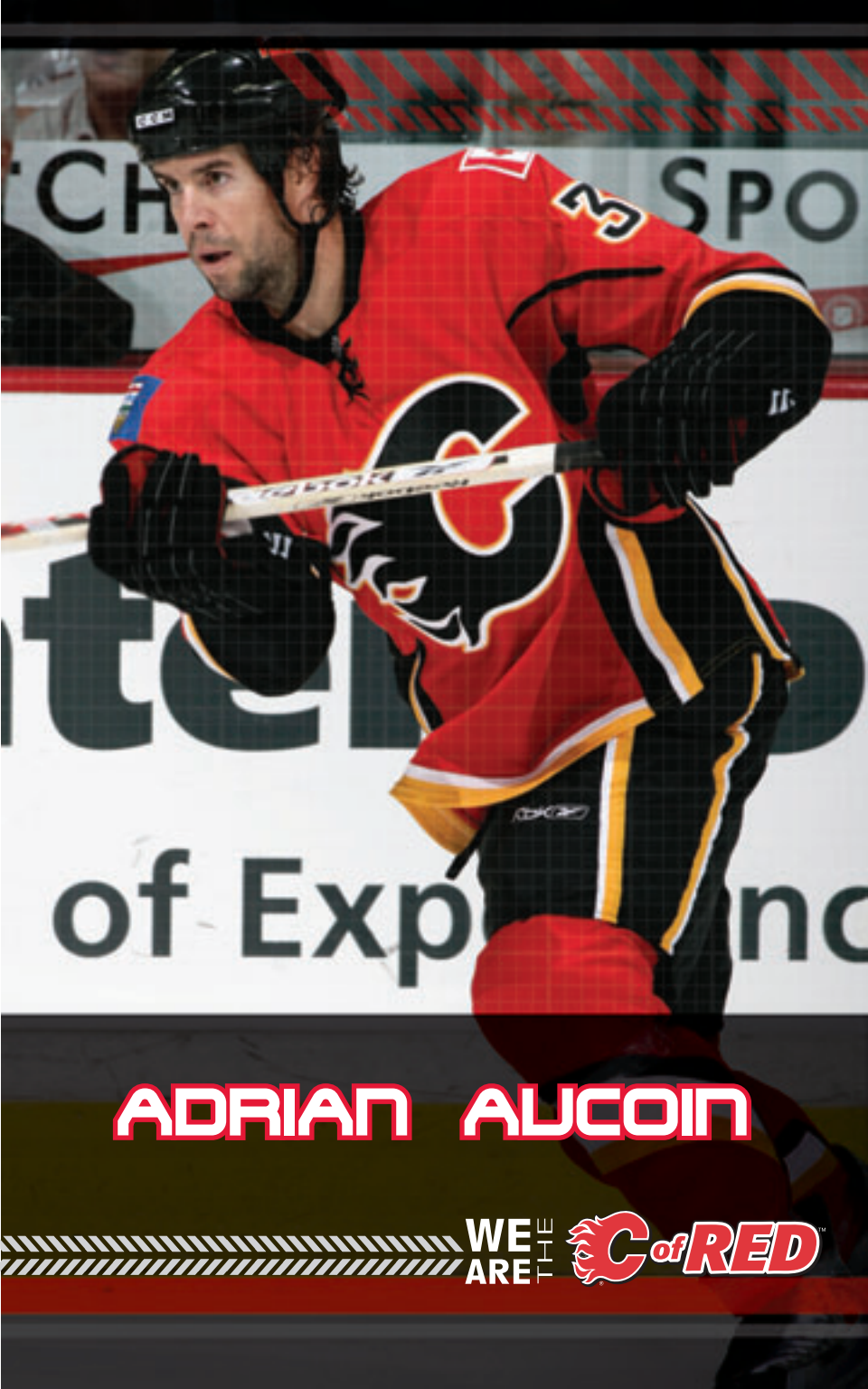
PREVIOUS SCURFIELD AWARD WINNERS

2007-08	Dion Phaneuf	1999-00	Robyn Regehr	1992-93	Joel Otto
2006-07	Rhett Warrener	1998-99	Ed Ward	1991-92	Bob Johnson
2005-06	Rhett Warrener	1997-98	Ed Ward	1990-91	Jamie Macoun
2003-04	Martin Gelinias	1996-97	Mike Sullivan	1989-90	Tim Hunter
2002-03	Denis Gauthier	1995-96	Gary Roberts	1988-89	Lanny McDonald
2001-02	Jarome Iginla	1994-95	Not awarded	1987-88	Jim Peplinski
2000-01	Jarome Iginla	1993-94	Al MacInnis	1986-87	Lanny McDonald



THE PLAYERS

WE ARE THE 



ADRIAN AUCOIN

WE ARE THE C of RED™



33 ADRIAN AUCOIN - D

BORN: Ottawa, ON

DATE: July 3, 1973

HEIGHT: 6'2"

WEIGHT: 212 lbs.

SHOOTS: Right

HOW ACQUIRED: June 22, 2007 from Chicago along with a 7th round pick in the 2007 NHL Entry Draft in exchange for defencemen Andrei Zyuzin and Steve Marr.

CAREER RECORD

REGULAR SEASON								PLAYOFFS					
Season	Club	Lea.	GP	G	A	PTS	PIM	GP	G	A	PTS	PIM	
1989-90	Nepean	CJHL	54	2	14	16	95	4	0	1	1	n/a	
1990-91	Nepean	CJHL	56	17	33	50	125	-	-	-	-	-	
1991-92	Boston Univ.	H-East	32	2	10	12	60	-	-	-	-	-	
1992-93	Canada	Nat-Team	42	8	10	18	71	-	-	-	-	-	
1993-94	Canada	Nat-Team	59	5	12	17	80	-	-	-	-	-	
	Canada	Olympics	4	0	0	0	2	-	-	-	-	-	
	Hamilton	AHL	13	1	2	3	19	-	-	-	-	-	
1994-95	Syracuse	AHL	71	13	18	31	52	-	-	-	-	-	
	Vancouver	NHL	1	1	0	1	0	4	1	0	1	0	
1995-96	Vancouver	NHL	49	4	14	18	34	6	0	0	0	2	
	Syracuse	AHL	29	5	13	18	47	-	-	-	-	-	
1996-97	Vancouver	NHL	70	5	16	21	63	-	-	-	-	-	
1997-98	Vancouver	NHL	35	3	3	6	21	-	-	-	-	-	
1998-99	Vancouver	NHL	82	23	11	34	77	-	-	-	-	-	
1999-00	Vancouver	NHL	57	10	14	24	30	-	-	-	-	-	
2000-01	Vancouver	NHL	47	3	13	16	20	-	-	-	-	-	
	Tampa Bay	NHL	26	1	11	12	25	-	-	-	-	-	
2001-02	NYI	NHL	81	12	22	34	62	7	2	5	7	4	
2002-03	NYI	NHL	73	8	27	35	70	5	1	2	3	4	
2003-04	NYI	NHL	81	13	31	44	54	5	0	0	0	6	
2004-05	Modo	SWE	14	2	4	6	32	6	1	0	1	16	
2005-06	Chicago	NHL	33	1	5	6	38	-	-	-	-	-	
2006-07	Chicago	NHL	59	4	12	16	50	-	-	-	-	-	
2007-08	Calgary	NHL	76	10	25	35	37	7	0	3	3	4	
TOTALS			NHL	770	98	204	302	581	34	4	10	14	20
			AHL	113	19	33	52	118	-	-	-	-	-

• Played in NHL All-Star Game (2004) Missed majority of 1997-98 season recovering from ankle (October 4, 1997 vs. Anaheim) and groin (November 1, 1997 vs. Pittsburgh) injuries. Traded to Tampa Bay by Vancouver with Vancouver's 2nd round choice (Alexander Polushin) in 2001 Entry Draft for Dan Cloutier, February 7, 2001. Traded to NY Islanders by Tampa Bay with Alexander Kharitonov for Mathieu Biron and NY Islanders' 2nd round choice (later traded to Washington later traded to Vancouver Vancouver selected Denis Grot) in 2002 Entry Draft, June 22, 2001. Signed as a free agent by MODO (Sweden), December 21, 2004. Signed as a free agent by Chicago, August 2, 2005.

AUCCOIN VS. NHL

TEAM	Regular Season						Playoffs					
	GP	G	A	PTS	PIM		GP	G	A	PTS	PIM	
Anaheim	28	4	6	10	20		0	0	0	0	0	
Atlanta	17	1	7	8	14		0	0	0	0	0	
Boston	21	2	2	4	12		0	0	0	0	0	
Buffalo	22	2	8	10	20		0	0	0	0	0	
Carolina	20	2	5	7	22		0	0	0	0	0	
Calgary	38	6	9	15	28		0	0	0	0	0	
Chicago	23	3	4	7	8		3	0	0	0	0	
Columbus	18	4	1	5	16		0	0	0	0	0	
Colorado	41	7	7	14	30		6	0	0	0	2	
Dallas	28	3	8	11	18		0	0	0	0	0	
Detroit	36	3	6	9	32		0	0	0	0	0	
Edmonton	43	8	9	17	39		0	0	0	0	0	
Florida	22	3	14	17	26		0	0	0	0	0	
Los Angeles	26	2	9	11	14		0	0	0	0	0	
Minnesota	14	0	6	6	10		0	0	0	0	0	
Montreal	24	5	4	9	14		0	0	0	0	0	
New Jersey	26	1	4	5	12		0	0	0	0	0	
New York	10	2	6	8	12		0	0	0	0	0	
New York	25	2	6	8	14		0	0	0	0	0	
Nashville	28	5	8	13	21		0	0	0	0	0	
Ottawa	22	3	6	9	20		5	1	2	3	4	
Philadelphia	29	4	8	12	22		0	0	0	0	0	
Phoenix	25	2	5	7	19		0	0	0	0	0	
Pittsburgh	24	4	11	15	20		0	0	0	0	0	
San Jose	35	2	12	14	26		7	0	3	3	4	
St. Louis	33	3	7	10	21		1	1	0	1	0	
Tampa Bay	23	3	10	13	22		5	0	0	0	6	
Toronto	27	4	6	10	16		7	2	5	7	4	
Vancouver	18	3	4	7	14		0	0	0	0	0	
Washington	24	5	6	11	19		0	0	0	0	0	
NHL Totals	770	98	204	302	581		34	4	10	14	20	

NHL HIGHLIGHTS

FIRSTS:

First GP:.....05/03/1995 at SJ

First Goal:.....05/03/1995 at SJ

First Asst:..... 12/17/1995 vs OTT

MOSTS: MOST RECENTLY

Goals:.....2 (5X) 04/02/2004 at CAR

Assists: 4 (1X) 03/03/2001 at NYI

Points:..... 4 (1X) 03/03/2001 at NYI (OG-4A)

SOG:..... 9 (2X) 01/15/2004 at OTT

PIM:..... 7 (1X) 12/27/1996 at PHX

+/-:.....4 (2X) 11/03/2003 vs OTT

LONGEST PERSONAL STREAKS:

Goals:..... 4 (1X) 12/04/1999 12/22/1999 (4G)

Assists: 4 (4X) 10/11/2003 10/20/2003 (4A)

Pts:..... 6 (1X) 11/30/1999 12/22/1999 (5G-2A)

CUPS: NONE

2007-08 HIGHLIGHTS

Finished 2nd amongst Flames defencemen in goals (10), assists (25) and points (35) ... finished 3rd on the Flames in +/- (+13) and 5th in power play goals (5) ... finished 26th amongst NHL defencemen in takeaways (35) ... finished T-29th amongst NHL defencemen in shooting percentage (8.3%) ... registered his first point as a Flame, and had his first multi-point game with a pair of assists on Oct. 13 CGY 7 @ NSH 4 ... played in his 700th career NHL game on Oct. 16 CGY 4 @ COL 5 SOL ... scored his first goal as a Calgary Flame on Oct. 20 EDM 1 @ CGY 4 ... scored Calgary's only goal against his former team on Nov. 18 CGY 1 @ VAN 4 ... scored the game winning goal on Nov. 24 CGY 5 @ COL 2 ... DNP (injury) on Nov. 29 ANA 4 @ CGY 1 ... missed four games with a groin injury, returned Jan. 15 ... scored the lone goal against another of his former teams on Feb. 7 CHI 3 @ CGY 1 ... recorded his 200th career assist on Feb. 20 CGY 3 @ DAL 2 ... registered his 300th career point on Mar. 25 VAN 2 @ CGY 3 ... **PLAYOFFS:** played in all seven playoff games recording three assists, four minutes in penalties and was a team high +3

CAREER HIGHLIGHTS

2006-07 played in his 10th NHL season ... as the Chicago Blackhawks captain, he played in 59 games, registering four goals and 12 assists for 16 points and 50 penalty minutes ... had an assist in the season opener in an 8-6 win over Nashville on Oct. 5 ... recorded his first assist of the season, in the 8-6 season opening win over Nashville on Oct. 5 ... Collected 3 game winning goals (12/7, 2/7, 2/25), two of which were power play tallies ... was plus-2 in a 3-0 win over Vancouver on Feb. 7 ... missed 21 games due to groin injury and 1 due to the birth of his son ... appeared in 59 games, tallying 16 points (4 goals, 12 assists) ... scored a goal vs. Columbus on Oct. 7 ... had 5 shots at Vancouver on Nov. 19 ... scored the game winning goal, a power play tally, in a 2-1 win vs. Colorado on Dec. 17 ... returned to the lineup on Feb. 3 at San Jose after missing the previous 8 games with a pulled groin ... scored the game winner and was a +2 in a 3-0 win at Vancouver on Feb. 7 ... scored the game winner, a power play tally, in a 5-1 win vs. St. Louis on Feb. 25

2005-06 - appeared in only 33 games for the Blackhawks due to injuries ... missed 6 games with a mild groin strain, 12 games with a pulled groin and 31 games with a dislocated shoulder ... was named the 32nd captain in team history on Oct. 4 ... tallied 6 points (1 goal, 5 assists) in his 1st season with the Blackhawks ... Recorded his 1st point as a Blackhawk with an assist Oct. 18 at Vancouver ... scored his 1st Blackhawk goal on the power play at Detroit on Nov. 1 ...

2004-05 - appeared in 14 games for MoDo (Sweden) tallying 2 goals and 4 assists for 6 points ... **PLAYOFFS:** played in 6 playoff games recording 1 goal and 16 penalty minutes ...

2003-04 - registered a career high 44 points with 13 goals and a career high 31 assists ... finished 5th in voting for the Norris Trophy ... appeared in the 2004 NHL All-Star Game and scored a goal ... T-3rd among NHL blue liners and ranked 7th overall with a team-best plus-29 rating ... 3rd in the NHL in total time on ice (2,157:05) ... 4th in the NHL in TOI/game (26:37) ... named NHL Defensive Player of the Week for the week of Nov. 3 ... **PLAYOFFS:** appeared in 5 playoff games and registered 6 PIM ...

2002-03 - notched 35 points with 8 goals and a 27 assists in 73 games ... 2nd in NHL in Time on TOI (29:00) ... logged 40:51 TOI on Oct. 12, breaking his own NHL record ... scored the overtime game-winner Oct. 15 vs. Nashville ...

PLAYOFFS: appeared in 5 playoff games tallying 3 points (1 goal, 2 assists) ...

2001-02 - Skated in 81 games for the NY Islanders registering 34 points (12 goals, 22 assists) and 62 penalty minutes ...

PLAYOFFS: Scored 7 points (2 goals, 5 assists) in 7 playoff games for the Islanders ... led NHL skaters in total TOI, (37:25) and ranked 2nd in TOI/game (28:53) ... posted a team and career-best plus-23 rating ... logged 40:32 of ice time at Toronto March 19 ...

2000-01 - split the season with Vancouver and Tampa Bay registering 28 points (4 goals, 24 assists) in 73 games ... 2nd on Tampa Bay in TOI (19:59) ... tied a franchise record for assists in a game (4) and in a period (3) on Feb. 3 at NY Islanders ...

1999-00 - skated in 57 games netting 10 goals and 14 assists for 24 points ... won the hardest shot at the Canucks' skills competition ... missed 20 games with a finger injury ...

1998-99 - appeared in 82 games scoring 34 points (23 goals, 11 assists) and gaining 71 penalty minutes ... his 18 power-play goals tied Denis Potvin's all-time single season NHL record for most power-play goals by a defenceman (1975-76) ... named top Canucks' defenceman ... won Canucks' Unsung Hero award ... broke team record and led the NHL in goals by a defenceman ...

1997-98 - appeared in 35 games tallying 6 points (3 goals, 3 assists) ...

1995-96: Registered 18 points (4 goals, 14 assists) in 49 games ... appeared in 29 games for Syracuse of the AHL and earned 18 points (5 goals, 13 assists) ...

PLAYOFFS: skated in 6 playoff games and received 2 penalty minutes ...

1996-97 - in 71 games for Vancouver registered 21 points (5 goals, 16 assists) and 63 penalty minutes ...

1994-95 - scored a goal in his 1st and only regular season NHL game for Vancouver ... In 71 games for Syracuse of the AHL, notched 13 goals and 18 assists for 31 points ...

PLAYOFFS: appeared in 4 playoff games for Vancouver and registered 1 goal


INTERNATIONAL HIGHLIGHTS

1994 - Appeared in four games during the 1994 Winter Olympics ... **1992-94** - Played for the Canadian National Team from 1992-1994



TODD BERTUZZI

WE ARE THE  of RED™



7 TODD BERTUZZI - RW

BORN: Sudbury, ON
DATE: February 2, 1975
HEIGHT: 6'3"
WEIGHT: 227 lbs.
SHOOTS: Left

HOW ACQUIRED: Signed as a free agent on July 7, 2008

CAREER RECORD

REGULAR SEASON								PLAYOFFS				
Season	Club	Lea.	GP	G	A	PTS	PIM	GP	G	A	PTS	PIM
1991-92	Guelph	OHL	47	7	14	21	145	-	-	-	-	-
1992-93	Guelph	OHL	59	27	32	59	164	5	2	2	4	6
1993-94	Guelph	OHL	61	28	54	82	165	9	2	6	8	30
1994-95	Guelph	OHL	62	54	65	119	58	14	15	18	33	41
1995-96	Islanders	NHL	76	18	21	39	83	-	-	-	-	-
1996-97	Islanders	NHL	64	10	13	23	68	-	-	-	-	-
	Utah	IHL	13	5	5	10	16	-	-	-	-	-
1997-98	Islanders	NHL	52	7	11	18	58	-	-	-	-	-
	Vancouver	NHL	22	6	9	15	63	-	-	-	-	-
	Canada	WC	6	1	2	3	16	-	-	-	-	-
1998-99	Vancouver	NHL	32	8	8	16	44	-	-	-	-	-
1999-00	Vancouver	NHL	80	25	25	50	126	-	-	-	-	-
	Canada	WC	9	5	4	9	47	-	-	-	-	-
2000-01	Vancouver	NHL	79	25	30	55	93	4	2	2	4	8
2001-02	Vancouver	NHL	72	36	49	85	110	6	2	2	4	14
2002-03	Vancouver	NHL	82	46	51	97	144	14	2	4	6	60
2003-04	Vancouver	NHL	69	17	43	60	122	-	-	-	-	-
2005-06	Vancouver	NHL	82	25	46	71	120	-	-	-	-	-
	Canada	Olympics	5	0	3	3	4	-	-	-	-	-
2006-07	Florida	NHL	7	1	6	7	13	-	-	-	-	-
	Detroit	NHL	8	2	2	4	6	16	3	4	7	15
2007-08	Anaheim	NHL	68	14	26	40	97	6	0	2	2	14
TOTALS		NHL	793	240	340	580	1147	46	9	14	23	111

BERTUZZI VS. NHL

TEAM	Regular Season					Playoffs				
	GP	G	A	PTS	PIM	GP	G	A	PTS	PIM
Anaheim	30	10	13	23	28	6	2	1	3	0
Atlanta	7	3	4	7	6	0	0	0	0	0
Boston	22	11	8	19	20	0	0	0	0	0
Buffalo	20	5	3	8	21	0	0	0	0	0
Carolina	20	1	8	9	14	0	0	0	0	0
Calgary	49	9	20	29	125	4	1	2	3	7
Chicago	35	7	17	24	37	0	0	0	0	0
Columbus	24	11	17	28	14	0	0	0	0	0
Colorado	42	9	19	28	80	4	2	2	4	8
Dallas	35	11	10	21	53	6	0	2	2	14
Detroit	32	15	14	29	35	6	2	2	4	14
Edmonton	43	13	20	33	89	0	0	0	0	0
Florida	22	12	6	18	24	0	0	0	0	0
Los Angeles	37	6	20	26	44	0	0	0	0	0
Minnesota	31	12	13	25	42	7	1	1	2	24
Montreal	23	4	11	15	28	0	0	0	0	0
New Jersey	21	6	9	15	14	0	0	0	0	0
New York	10	6	8	14	12	0	0	0	0	0
New York	20	10	3	13	60	0	0	0	0	0
Nashville	29	11	16	27	40	0	0	0	0	0
Ottawa	22	6	5	11	29	0	0	0	0	0
Philadelphia	22	3	9	12	31	0	0	0	0	0
Phoenix	32	9	18	27	48	0	0	0	0	0
Pittsburgh	19	6	11	17	16	0	0	0	0	0
San Jose	38	9	14	23	57	6	0	1	1	8
St. Louis	37	9	11	20	99	7	1	3	4	36
Tampa Bay	20	7	9	16	27	0	0	0	0	0
Toronto	21	12	13	25	28	0	0	0	0	0
Vancouver	8	1	2	3	2	0	0	0	0	0
Washington	22	6	9	15	24	0	0	0	0	0
NHL Totals:	793	240	340	580	1147	46	9	14	23	111

NHL HIGHLIGHTS

FIRSTS:

First GP:.....10/07/1995 at BOS
First Goal:.....10/07/1995 at BOS
First Asst:.....10/07/1995 at BOS

MOSTS: MOST RECENTLY

Goals:.....3 (5X) 01/14/2006 at NYI
Assists:.....3 (6X) 10/06/2006 vs BOS
Points:.....4 (5X) 10/06/2006 vs BOS (1G-3A)
SOG:.....8 (2X) 03/26/2008 vs LA
PIM:.....22 (1X) 11/07/1999 vs STL
+/-:.....4 (3X) 04/11/2002 vs LA

LONGEST PERSONAL STREAKS:

Goals:.....4 (1X)03/04/1997 03/11/1997 (4G)
Assists:.....6 (3X)01/07/2008 01/18/2008 (7A)
Pts:.....15 (1X)01/03/2002 02/04/2002 (7G-13A)

CUPS: NONE

2007-08 HIGHLIGHTS

Appeared in his 13th NHL season, his first with Anaheim ... played 19:47 in his Anaheim debut, Sept. 29 @ LA ... picked up two assists for his second multiple-point game of the season, Nov. 25 vs. LA...earned 1-1=2 points for his first multi-point game as a Duck, Oct. 3 @ DET ... scored goals in consecutive games (2-0=2), Dec. 12-14 ... scored his first goal at home, Dec. 5 vs. BUF... registered a five-game point streak (2-3=5) from Dec. 22-Jan. 2 ... it was his highest point total since Oct. 6, 2006 with Florida vs. BOS (1-3=4) ... scored a goal and collected two assists (1-2=3) for his first three-point game of the season, Jan. 9 vs. TOR ... tied his season high (second time) with 2-1=3 points, Jan. 18 @ MIN ... recorded a season-best three consecutive multiple-point games (3-4=7), Jan. 9-15 ... scored the GWG in a 2-1 victory, Mar. 20 @ DAL, his PPG came with 0:28 remaining in regulation marking his second game-winner of the season ... collected two assists for his seventh multiple-point game of the season, Mar. 22 @ PHX ... recorded a season-high eight shots and tied his season best with 21:12 TOI, Mar. 26 vs. LA ... had a season-best six-game point streak (5-7=12, +8 rating), Jan. 7-18 ... last earned points (and assists) in six straight games from Mar. 17-27, 2006 (1-8=9) with VAN ... earned 8-20=28 points over the last 38 games of the season, dating back to Jan. 7 vs. NSH ... **PLAYOFFS:** played in all six playoff games from Anaheim registering two assists and 14 penalty minutes while averaging 14:14 in ice time ... played in and scored his first post season point (assist) with Anaheim in Game 2 of the CQF, Apr. 12 vs. DAL ... made his Anaheim postseason debut in Game 1 of the CQF, Apr. 10 vs. DAL

CAREER HIGHLIGHTS


2006-07: Appeared in his 12th NHL season...played in a total of 15 regular season games, sitting out the majority of the season (67 games) after having back surgery...appeared in seven contests with Florida, collecting 1-6=7 points with 13 PIM...tied a career-high for points, collecting 1-3=4 in Florida's season opener vs. BOS on Oct. 6...logged a season-high 19:29 TOI on Oct. 9 @ TOR...traded to Detroit from Florida in exchange for Shawn Matthias on Feb. 27, 2007...made his Red Wings debut on March 22 vs. CBJ, coming off the I.R. the same day...recorded a game-high six shots on March 24 vs. STL ... Signed a two-year free agent contract with Anaheim on July 2, 2007...**PLAYOFFS:** appeared in 16 contests with Detroit, advancing to the Conference Final for the first time in his career...collected 1-1=2 points (both PP) in Game 4 of the WCF, May 17 @ ANA...had a two-game point streak (2-1=3), May 15-17...notched an assist in Game 2 of the CSF, Apr. 28 vs. SJ...logged a postseason-high 23:46 TOI and recorded an assist in Game 6 of the CQF, Apr. 22 @ CGY...earned 1-1=2 points with a playoff-high +2 rating in Game 3 of the CQF, Apr. 19 @ CGY...missed Games 1 and 2 of the CQF due to a concussion ... **2005-06:** Completed in his 11th NHL season, his eighth with Vancouver... appeared in all 82 regular season games...named the December winner for the Molson Cup Three Stars award...collected 1-2=3 points on April 13 at SJ...appeared his 700th NHL game, recording his 299th and 300th career assists on March 25 vs. EDM...had a six game point streak (1-8=9), March 17-29...participated in the 2006 Winter Olympic games as a member of Team Canada, earning three points (0-3=3) in six games...scored his second hat trick of the season and the fifth of his career on Jan. 14 at NYI (second goal was his 500th NHL point)...recorded 0-3=3 assists on Dec. 23 vs. CGY...collected a hat trick, (his first since March 17, 2003 at Dallas) on Nov. 13 vs. DET... **2004-05:** Did not play...**2003-04:** Finished the season with 17-43=60 points and 122 PIM...named a starter in the 2004 NHL All-Star Game...missed the final 13 games of the regular season due to suspension, following an incident on March 8 vs. Colorado...scored the OT goal on Dec. 31 at CHI...notched 0-3=3 assists on Dec. 9 vs. PIT...had a five game point streak (2-8=10), Nov. 18-25...scored two goals, extending his point streak to five games (4-4=8) on Nov. 8 vs. MIN...scored the GWG (PPG), his first of the season on Oct. 9 vs. CGY...**2002-03:** Established new career-highs in goals and points...finished third in the NHL in goals and first in PPG goals (25)...named to the First NHL All Star Team for the season...extended his point streak to four games (6-2=8), collecting 2-1=3 points on March 23 vs. Washington...recorded his third career hat trick on March 17 at DAL...had a 12-game point streak (6-8=14), Jan. 17-Feb. 13...scored 2-0=2 goals 61 seconds apart on Jan. 21 at NSH...named to the Western Conference All-Star Team on Jan. 16...had a seven game point streak (7-5=12), Dec. 26-Jan. 10...scored 2-0=2 goals (including the game-winning OT goal)...**PLAYOFFS:** appeared in his third consecutive postseason, all with Vancouver...played in 14 contests, as Vancouver was eliminated in the CSF vs. MIN in seven games...had a three-game point streak (1-2=3), Apr. 16-20...logged a career postseason-high 31:35 TOI in Game 4 of the CSF, May 2 @ MIN...recorded a playoff career-high six shots on net in Game 4 of the CQF, Apr. 16 @ STL... **2001-02:** Finished third in NHL in points...set new career-highs in goals, assists and points...had a 15-game point streak (7-13=20), tying a Canucks franchise record and longest in the NHL for the 2001-02 season, Jan. 3-Feb. 4...scored his second career hat-trick on March 19 at NYR...collected 2-2=4 points (tying a career high) on March 12 at NSH...scored his 100th NHL goal and collected two assists on Oct. 9 @ COL...**PLAYOFFS:** appeared in six contests with VAN in the CQF...eliminated in six games by DET...earned 1-1=2 points in Game 2 of the CQF, Apr. 19 @ DET...had a two-game point streak (2-1=3), Apr. 19-21... **2000-01:** Set new career highs in assists and points...recorded two assists, including one on the OT game winner on April 5 vs. LA...appeared in his 400th NHL game on March 28 vs. DAL...notched his first career hat trick on Dec. 30 at SJ...collected 2-2=4 points (the first four-point game of his career) on Nov. 21 @ STL...**PLAYOFFS:** appeared in four contests with Vancouver in the CQF...eliminated in four games by COL...collected his first playoff goal in Game 1 of the CQF, Apr. 12 @ COL...collected 1-1=2 points in Game 3 of the CQF, Apr. 16 vs. COL...had a three-game point streak (2-2=4), Apr. 12-18 **1999-00:** Set new career highs for goals, assists and points...finished fourth in team scoring...notched two goals 15 seconds apart on Jan. 17 vs. TOR ...had a six-game point streak (4-3=7), Dec. 29 - Jan. 12...played in his 250th NHL game on Oct. 13 vs. CGY...**1998-99:** Scored his 100th NHL point (an assist) on Oct. 25 @ TB...missed 31 games due to a fractured tibia suffered on Nov. 1...suffered a torn ACL in his left knee on March 5 vs. CGY and missed the remainder of the season...**1997-98:** Collected 1-1=2 points in his first game with VAN on Feb. 7 vs. San Jose...played in his 200th NHL game on March 9 vs. STL...represented Canada at the 1998 World Hockey Championships in Switzerland...**1996-97:** Recorded 10-13=23 points in his sophomore NHL season...had a career-high four-game goal streak (4-0=4), March 4-11...had a career-high five-game point streak, March 19-29...assigned to Utah (IHL) on Dec. 12...**1995-96:** Made his NHL debut with NYI at BOS, collecting 1-1=2 points on Oct. 7...became the first Islanders rookie to score in his debut since Greg Parks in 1990...fourth on team in scoring...had a pair of four-game point-scoring streaks (Nov 28-Dec 5, (3-3=6) and Apr 8-13 (4-2=6))...recorded 2-1=3 points (first two-goal and three-point game of his career) on April 10 at PIT

INTERNATIONAL HIGHLIGHTS

The 2006 Olympic Winter Games marked the third time he has represented Canada internationally, where he played in five games and registered three assists ... represented Canada at the 2000 IIHF Men's World Championship in Russia, where he led the team in scoring with nine points in nine games ... played with Canada at the 1998 IIHF Men's World Championship in Switzerland

JUNIOR HIGHLIGHTS

In four seasons with the Guelph Storm (OHL), collected 116-164=280 in 230 career appearances...his 54-65=119 points during the 1994-95 season (last junior season) were a career-high and ranked fifth in the OHL...he was selected to the OHL Second All-Star team in 1995.



RENE BOURQUE

WE ARE THE C of RED™



17 RENE BOURQUE - LW

BORN: Winnipeg, MB
DATE: December 10, 1981
HEIGHT: 6'2"
WEIGHT: 207 lbs.
SHOOTS: Left

HOW ACQUIRED: Signed as a free agent in July 2008

CAREER RECORD

REGULAR SEASON								PLAYOFFS				
Season	Club	Lea.	GP	G	A	PTS	PIM	GP	G	A	PTS	PIM
2000-01	Wisconsin	WCHA	32	10	5	15	18	-	-	-	-	-
2001-02	Wisconsin	WCHA	38	12	7	19	26	-	-	-	-	-
2002-03	Wisconsin	WCHA	40	19	8	27	54	-	-	-	-	-
2003-04	Wisconsin	WCHA	42	16	20	36	74	-	-	-	-	-
2004-05	Norfolk	AHL	78	33	27	60	105	6	1	0	1	8
2005-06	Chicago	NHL	77	16	18	34	56	-	-	-	-	-
2006-07	Chicago	NHL	44	7	10	17	38	-	-	-	-	-
	Norfolk	AHL	1	0	0	0	0	-	-	-	-	-
2007-08	Chicago	NHL	62	10	14	24	42	-	-	-	-	-
TOTALS		NHL	183	33	42	75	136	-	-	-	-	-
		AHL	79	33	27	60	105	6	1	0	1	8

BOURQUE VS. NHL

TEAM	Regular Season					Playoffs				
	GP	G	A	PTS	PIM	GP	G	A	PTS	PIM
Anaheim	10	2	0	2	6	0	0	0	0	0
Atlanta	2	0	0	0	0	0	0	0	0	0
Boston	1	0	0	0	0	0	0	0	0	0
Carolina	2	0	1	1	2	0	0	0	0	0
Calgary	7	1	2	3	4	0	0	0	0	0
Columbus	21	1	6	7	8	0	0	0	0	0
Colorado	9	1	2	3	6	0	0	0	0	0
Dallas	11	4	1	5	12	0	0	0	0	0
Detroit	21	5	1	6	8	0	0	0	0	0
Edmonton	7	2	0	2	10	0	0	0	0	0
Florida	1	1	0	1	0	0	0	0	0	0
Los Angeles	10	2	4	6	16	0	0	0	0	0
Minnesota	8	2	6	8	10	0	0	0	0	0
Montreal	2	0	1	1	4	0	0	0	0	0
New Jersey	1	0	0	0	2	0	0	0	0	0
New York	2	0	0	0	0	0	0	0	0	0
New York	1	0	0	0	0	0	0	0	0	0
Nashville	17	4	4	8	6	0	0	0	0	0
Ottawa	1	0	0	0	2	0	0	0	0	0
Philadelphia	2	0	0	0	4	0	0	0	0	0
Phoenix	8	1	4	5	8	0	0	0	0	0
Pittsburgh	1	0	0	0	0	0	0	0	0	0
San Jose	9	0	1	1	8	0	0	0	0	0
St. Louis	18	4	7	11	10	0	0	0	0	0
Tampa Bay	1	0	1	1	0	0	0	0	0	0
Toronto	1	0	0	0	0	0	0	0	0	0
Vancouver	7	2	1	3	10	0	0	0	0	0
Washington	2	1	0	1	0	0	0	0	0	0
NHL Totals:	183	33	42	75	136	0	0	0	0	0

NHL HIGHLIGHTS

FIRSTS:

First GP:..... 10/05/2005 vs ANA
First Goal:..... 10/05/2005 vs ANA
First Asst:..... 10/23/2005 vs MIN

MOSTS: MOST RECENTLY

Goals:..... 2 (4X) 02/28/2008 at DAL
Assists:..... 3 (1X) 03/10/2007 at PHX
Points:..... 3 (5X) 11/17/2007 at DET (2G-1A)
SOG:..... 7 (1X) 11/06/2005 vs PHX
PIM:..... 4 (10X) 03/30/2008 vs CBJ
+/-:..... 3 (2X) 03/10/2007 at PHX

LONGEST PERSONAL STREAKS:

Goals:..... 3 (1X) 03/01/2006 03/05/2006 (4G)
Assists:..... 2 (5X) 03/10/2007 03/15/2007 (4A)
Pts:..... 6 (1X) 03/06/2007 03/21/2007 (3G-5A)

CUPS: NONE

2007-08 HIGHLIGHTS

Finished the season T-3rd in the NHL with five SHG and T-4th with 7 SHPTS ... missed three games Nov. 17-20 due to pulled groin ... had two assists and a +2 rating at St. Louis Nov. 3 ... had two assists vs. Columbus on Nov. 7 ... his first goal of the season was a short-handed, game-winning goal vs. St. Louis on Nov. 9 ... had a pair of assists and was a +2 in a 4-2 win at Minnesota on Mar. 4th ... tied a franchise record by scoring two short-handed goal in a game at Detroit on Nov. 17, and tied his career-high for points in a game with three points (2 goals, 1 assist) before suffering a broken thumb ... missed 14 games due to a broken thumb, Nov. 22-Dec. 23 ... had a goal and an assist vs. St. Louis on Jan. 16, 2008 ... had an assist and was a +2 in a 7-2 win at Columbus on Feb. 13th ... scored a goal and was a +2 in a 6-1 win at Nashville on Feb. 14th ... had a pair of assists and was a +2 in a 3-0 win vs. Minnesota on Feb. 20th ... scored a pair of shorthanded goals at Dallas on Feb. 28th which marked the 2nd time this season he has scored 2 SHG in a game ... preseason: 5 gp -2-2=4 and 2 PIM

CAREER HIGHLIGHTS

2006-07: Appeared in 44 games, recording 17 points (7 goals, 10 assists) ... Missed 13 games due to a deep neck laceration, 22 games due to an ankle injury and 2 games due to the flu ... Tied his career-high with 3 points (1 goal, 2 assists) including his first shorthanded career goal in the 8-6 win at Nashville on Oct. 5 ... Scored a power play goal and added an assist on Oct. 20 at Dallas ... Played his 100th career game on Dec. 29 against Boston ... Assigned to Norfolk on Jan. 22 for conditioning stint ... Recalled on Jan. 28 ... Scored the game winning goal in a 3-0 win over Los Angeles on March 6 ... Earned a career-high 3 assists in a 7-5 win at Phoenix on Mar. 10 ... **2005-06:** Appeared in 77 games as a rookie for the Blackhawks tallying 34 points (16 goals, 18 assists) and a plus-3 rating ... Finished 22nd in the NHL in rookie scoring with 34 points ... Was 4th on the Blackhawks in scoring with 34 points ... Made his NHL debut in the season opener Oct. 5 vs. Anaheim and scored his first career goal on a power play ... Scored a goal and added 2 assists for a career-high 3 points in a 4-2 win vs. Minnesota on Oct. 23 ... Had 2 goals, including the game-winner, and was a plus-2 in a 4-3 win at Edmonton on Nov. 19 ... Scored the game-winner and added 2 assists and was a plus-3 in 4-3 win over Nashville on April 5 ... **2004-05:** Appeared in 78 games for Norfolk registering a team-high and franchise record in goals (33), team highs in assists (27), and points (60) ... Skated in 6 playoff games and tallied 1 goal ... Scored his first professional goal, the game winner, in his pro debut at Hershey on Oct. 16, 2004 ... Notched his first pro career hat trick Jan. 28 vs. Springfield ... Named the Reebok AHL Rookie of the Month for January ... Named to the Canadian Team All-Stars for the 2005 Dodge AHL All-Star Classic on Feb. 9 ... Won the CCM Vector Hardest Shot contest (99.8 mph) at the 2005 AHL All-Star Skills Competition held Feb. 13 ... Named to the 2005 AHL All-Rookie Team April 6 ... Winner of the Dudley "Red" Garrett Memorial Award as the AHL's Outstanding Rookie on April 13 ... Tallied his first pro playoff goal in his first pro playoff game at Philadelphia on April 22

COLLEGE HIGHLIGHTS

2003-04: In his last season as a Badger, tallied 36 points (16 goals, 20 assists) in 42 games with a plus-13 rating and 74 penalty minutes ... **2002-03:** Wisconsin's top scorer with 27 points and 19 goals ... Was the only Badger with double-figure goals in WCHA games with 12 ... Led the team with 7 power-play goals, 4 game-winning goals and 162 shots ... Had team-best 8-game scoring streak for 10 points (6 goals, 4 assists) from Dec. 30 - Jan. 24 ... Scored goals in 5 consecutive contests from Dec. 30 - Jan. 11 ... One of three Badgers to record a short-handed tally ... **2001-02:** Collected 19 points (12 goals, 7 assists) and 26 penalty minutes in 38 games with Wisconsin ... One of only two Badgers to reach double figures in goals scored (12) for both the 2000-01 and 2001-02 season ... Scored game-winning goals in back-to-back games vs. North Dakota on Dec. 7-8 ... Set career-highs in goals, assists and points ... Scored his first career power-play goal at Michigan on Nov. 24 ... Was honored as the U.S. College Hockey Online Offensive Player of the Week on Dec. 11 for play vs. North Dakota (2 goals, 1 assist, 3 points, 2 game-winning goals) ... **2000-01:** Played in his first season with the University of Wisconsin recording 15 points (10 goals, 5 assists) and 18 penalty minutes in 32 games played ... One of four players to reach double figures in goals scored (10) ... Scored his first career game-winning goal at Wisconsin in 6-4 win over Denver in WCHA playoffs ... 5 of his 10 goals came vs. Colorado College


JUNIOR HIGHLIGHTS

1999-00: Played with the St. Albert Saints of the Alberta Junior Hockey League (AJHL) ... Scored 44 goals and 41 assists for 85 points in 63 games for the Saints, finishing second in team scoring ... fourth in goals scored in the AJHL ... **1999-00:** Named to the AJHL Rookie Team (1999-2000) ... Runner-up for the AJHL Rookie of the Year (1999-2000) ... Was named the Saints' Rookie of the Year



DUSTIN BOYD

WE ARE THE C of RED™



41 DUSTIN BOYD - LW/C

BORN: Winnipeg, MB
DATE: July 16, 1986
HEIGHT: 6'1"
WEIGHT: 196 lbs.
SHOOTS: Left

HOW ACQUIRED: 3rd round, 98th overall, in the 2004 Entry Draft

CAREER RECORD

Season	Club	Lea.	REGULAR SEASON					PLAYOFFS				
			GP	G	A	PTS	PIM	GP	G	A	PTS	PIM
2001-02	Winnipeg Warriors	MMHL	40	50	57	107	16	-	-	-	-	-
2002-03	Moose Jaw	WHL	63	11	17	28	15	13	0	3	3	2
2003-04	Moose Jaw	WHL	72	18	20	38	40	10	2	2	4	8
2004-05	Moose Jaw	WHL	66	26	35	61	57	5	1	2	3	2
2005-06	Moose Jaw	WHL	64	48	42	90	34	22	7	11	18	10
2006-07	Omaha	AHL	66	27	33	60	34	6	1	1	2	0
	Calgary	NHL	13	2	2	4	4					
	Canada	WJC	6	4	2	6	0	-	-	-	-	-
2007-08	Calgary	NHL	48	7	5	12	6	-	-	-	-	-
	Quad City	AHL	18	2	7	9	4	-	-	-	-	-
TOTALS			NHL	61	9	7	16	10	-	-	-	-
			AHL	84	29	40	69	38	6	1	2	0
			WHL	265	103	114	217	146	50	10	18	28

BOYD VS. NHL

TEAM	Regular Season					Playoffs				
	GP	G	A	PTS	PIM	GP	G	A	PTS	PIM
Anaheim	4	1	0	1	0	0	0	0	0	0
Carolina	1	1	0	1	0	0	0	0	0	0
Chicago	3	0	0	0	0	0	0	0	0	0
Columbus	5	0	0	0	0	0	0	0	0	0
Colorado	3	1	1	2	0	0	0	0	0	0
Dallas	4	1	1	2	0	0	0	0	0	0
Detroit	2	0	0	0	0	0	0	0	0	0
Edmonton	6	1	0	1	2	0	0	0	0	0
Florida	1	0	0	0	0	0	0	0	0	0
Los Angeles	5	1	2	3	0	0	0	0	0	0
Minnesota	4	0	0	0	4	0	0	0	0	0
New Jersey	1	0	0	0	0	0	0	0	0	0
NY Islanders	1	1	0	1	0	0	0	0	0	0
NY Rangers	1	0	0	0	0	0	0	0	0	0
Nashville	3	0	0	0	2	0	0	0	0	0
Phoenix	3	0	0	0	0	0	0	0	0	0
Pittsburgh	1	0	0	0	0	0	0	0	0	0
San Jose	2	0	1	1	0	0	0	0	0	0
St. Louis	3	1	1	2	0	0	0	0	0	0
Tampa Bay	1	0	0	0	0	0	0	0	0	0
Vancouver	6	1	1	2	2	0	0	0	0	0
Washington	1	0	0	0	0	0	0	0	0	0
NHL Totals:	61	9	7	16	10	0	0	0	0	0

NHL HIGHLIGHTS

FIRSTS:

First GP:..... 11/01/2006 at DET
First Asst: 12/19/2006 at LA
First Goal: 01/06/2007 vs DAL

MOSTS: MOST RECENTLY

Goals:..... 1 (9X) 04/05/2008 at VAN
Assists: 1 (7X) 03/10/2008 vs STL
Points: 1 (16X) 04/05/2008 at VAN (1G-0A)
SOG:..... 4 (1X) 11/29/2007 vs ANA
PIM:..... 4 (1X) 04/03/2008 at MIN
+/-:..... 1 (16X) 04/05/2008 at VAN

LONGEST PERSONAL STREAKS:

Goals:..... 1 (9X) 04/05/2008 04/05/2008 (1G)
Assists: 2 (1X) 12/19/2006 12/27/2006 (2A)
Pts: 2 (1X) 12/19/2006 12/27/2006 (0G-2A)

CUPS: NONE

2007-08 HIGHLIGHTS

Set career highs in games played (48), goals (7), assists (5), points (12), and PIMS (6) ... played in 18 games for the Quad City Flames scoring two goals and adding seven assists recalled from Quad City on Nov. 22 ... registered his first point of the season with Calgary adding an assist on Nov. 24 CGY 5 @ COL 2 ... scored his first of the season (GWG) on Dec. 4 STL 1 @ CGY 3 ... went a perfect 4/4 in the faceoff circle on Feb. 12 CGY 4 @ SJS 3 OT

CAREER HIGHLIGHTS

2006-07: Named to the AHL Canadian All-Star Team ... tied for the Omaha team lead in scoring with 60 points (28 goals and 32 assists)...tied for eighth amongst AHL rookies in scoring (60 Points)...tied for third amongst AHL rookies and led Omaha in power-play goals (15)...ranked fourth amongst AHL rookies in shooting percentage (.185)...was ranked as the 34th best prospect in hockey and the second best prospect in the Calgary organization by the 2007 edition of The Hockey News Future Watch...netted his fifth multiple goal game of the season with a pair of tallies on March 24th vs. Houston... recorded his seventh three-point night (a goal and two assists) of the year on March 10th vs. Grand Rapids...recorded the game-winning goal in a 4-2 Omaha victory over Chicago on February 25th, the tally marked Boyd's fourth game-winning goal of the season...recorded three points (a goal and two assists) on Feb. 8th vs. Houston...returned to Omaha for the remainder of the season on Jan. 21st...scored his first NHL goal, a game-winning tally, on Jan. 6th vs. Dallas... called up to Calgary for the third time on Jan. 4th...returned to Omaha on Dec. 30th following his second stint in Calgary...scored his first career NHL point with an assist on a game-winning goal on Dec. 19th vs. Los Angeles...earned his second NHL recall of the season on Dec. 19th... recorded his fifth three-point night of the season with a goal and two assists on Dec. 9th vs. Houston...recorded his second career multiple goal game with a pair of tallies on Nov. 17th vs. Milwaukee...recorded the first hat trick of his professional career on Nov. 9th in Toronto...sent back to Omaha on Nov. 4th after being held scoreless in two games during his first stint with Calgary...made his NHL debut on Nov. 1st at Detroit. Boyd was held scoreless in the game... recorded 13 points (four goals and nine assists), including three game-winning goals, in nine October games to earn a recall to Calgary on Oct. 31st...scored his first professional goal on Oct. 7th at Milwaukee, the tally held up as the game-winning goal, also added two assists to record the first three-point game of his career... recorded two points (both assists) in his pro debut on Oct. 6th at Peoria ... **PLAYOFFS:** played in all six games vs. Iowa, registering one goal and one assist

INTERNATIONAL HIGHLIGHTS

Captured a gold medal as a member of Team Canada at the 2006 World Junior Hockey Championship. Boyd recorded six points (four goals and two assists) during six appearances at the tournament

JUNIOR HIGHLIGHTS

Appeared in 265 Western Hockey League games with the Moose Jaw Warriors from 2002 through 2006... Boyd scored 103 goals with 114 assists for 217 points during his WHL career...was a member of the Western Hockey League (WHL) East First All-Star Team at the conclusion of the 2005-06 season


WE
ARE





MICHAEL CAMMALLERI

WE ARE THE C of RED™



13 MICHAEL CAMMALLERI - LW

BORN: Richmond Hill, ON
DATE: June 8, 1982
HEIGHT: 5'9"
WEIGHT: 178 lbs.
SHOOTS: Left

HOW ACQUIRED: Traded to Calgary by Los Angeles on June 20, 2008 with Calgary's 2nd round choice in the 2008 Entry Draft for Calgary's 1st round choice in the 2008 Entry Draft and Calgary's 2nd round choice in the 2009 Entry Draft

CAREER RECORD

Season	Club	Lea.	REGULAR SEASON					PIM	PLAYOFFS				
			GP	G	A	PTS			GP	G	A	PTS	PIM
1999-00	U. of Michigan	NCAA	39	13	13	26		32	-	-	-	-	-
2000-01	U. of Michigan	NCAA	42	29	32	61		24	-	-	-	-	-
2001-02	U. of Michigan	NCAA	28	23	20	43		24	-	-	-	-	-
2002-03	Los Angeles	NHL	28	5	3	8		22	-	-	-	-	-
2002-03	Manchester	AHL	13	5	15	20		12	-	-	-	-	-
2003-04	Los Angeles	NHL	31	9	6	15		20	-	-	-	-	-
2003-04	Manchester	AHL	41	20	19	39		28	1	0	1	1	0
2004-05	Manchester	AHL	79	46	63	109		60	6	1	5	6	0
2005-06	Los Angeles	NHL	80	26	29	55		50	-	-	-	-	-
2006-07	Los Angeles	NHL	81	34	46	80		48	-	-	-	-	-
2007-08	Los Angeles	NHL	63	19	28	47		30	-	-	-	-	-
TOTALS			NHL	283	93	112		205	170	-	-	-	-
			AHL	133	71	97		168	100	7	1	6	7

CAMMALLERI VS. NHL

TEAM	Regular Season					Playoffs				
	GP	G	A	PTS	PIM	GP	G	A	PTS	PIM
Anaheim	26	12	12	24	18	0	0	0	0	0
Atlanta	3	0	3	3	2	0	0	0	0	0
Boston	2	2	1	3	0	0	0	0	0	0
Buffalo	2	1	2	3	2	0	0	0	0	0
Carolina	2	0	0	0	0	0	0	0	0	0
Calgary	10	5	2	7	8	0	0	0	0	0
Chicago	13	5	7	12	8	0	0	0	0	0
Columbus	13	5	5	10	6	0	0	0	0	0
Colorado	14	4	10	14	18	0	0	0	0	0
Dallas	31	5	9	14	20	0	0	0	0	0
Detroit	12	5	4	9	6	0	0	0	0	0
Edmonton	13	6	3	9	8	0	0	0	0	0
Florida	3	3	2	5	0	0	0	0	0	0
Minnesota	14	3	4	7	6	0	0	0	0	0
Montreal	4	0	1	1	0	0	0	0	0	0
New Jersey	2	1	0	1	2	0	0	0	0	0
NY Islanders	1	1	0	1	2	0	0	0	0	0
NY Rangers	3	0	0	0	2	0	0	0	0	0
Nashville	16	8	3	11	10	0	0	0	0	0
Ottawa	3	0	1	1	0	0	0	0	0	0
Philadelphia	2	0	0	0	2	0	0	0	0	0
Phoenix	29	9	13	22	20	0	0	0	0	0
Pittsburgh	3	1	2	3	0	0	0	0	0	0
San Jose	25	7	11	18	8	0	0	0	0	0
St. Louis	17	5	7	12	8	0	0	0	0	0
Tampa Bay	1	0	0	0	0	0	0	0	0	0
Toronto	2	0	0	0	2	0	0	0	0	0
Vancouver	14	3	8	11	8	0	0	0	0	0
Washington	3	2	2	4	4	0	0	0	0	0
NHL Totals:	283	93	112	205	170	0	0	0	0	0

NHL HIGHLIGHTS

FIRSTS:

First GP:..... 11/08/2002 at OTT
First Asst:..... 11/08/2002 at OTT
First Goal:..... 11/16/2002 at EDM

MOSTS: MOST RECENTLY

Goals:..... 2 (11X) 10/23/2007 vs NSH
Assists:..... 3 (3X) 02/21/2008 vs STL
Points:..... 4 (1X) 02/03/2007 at FLA (2G-2A)
SOG:..... 9 (2X) 03/12/2007 vs EDM
PIM:..... 6 (2X) 12/23/2005 at EDM
+/-:..... 3 (3X) 02/21/2008 vs STL

LONGEST PERSONAL STREAKS:

Goals:..... 5 (2X)04/05/2007 10/06/2007 (6G)
Assists:..... 4 (4X)02/17/2007 02/24/2007 (7A)
Pts:..... 8 (2X)03/29/2007 10/06/2007 (7G-5A)

CUPS: NONE

2007-08 HIGHLIGHTS

Finished the season 5th in team scoring with 19 goals and 28 assists for 47 points in 63 games ... Had five-game point streak (3-6-9), which lasted from Feb. 21 to March 2...Notched 200th point in NHL Mar. 2 at Minnesota...Notched three points two consecutive games: (0-3-3 Feb. 21 vs. St. Louis and 1-2-3 Feb. 23 vs. Chicago)...His three assists Feb. 21 vs. St. Louis tied a career high...Notched 100th assist on Feb. 9 at Pittsburgh...Recorded three points (1-2-3) vs. Buffalo Dec. 6...His goal vs. Buffalo on Dec. 6 moved him into 6th place all-time by a Kings left-winger (passing Mike Donnelly)...Recorded three points (1-2-3) at San Jose Nov. 2...Had second three-game goal-scoring streak (4 goals during the streak) that lasted from Oct. 18 through Oct. 23...Scored his 10th goal of the season in the Kings' 10th game Oct. 23 vs. Nashville...Had a three-game goal streak (3 goals during the streak) that lasted from Sept. 29 - Oct. 6...Scored the first goal of the NHL season on Sept. 29 vs. Anaheim.

CAREER HIGHLIGHTS

2006-07: Set career highs in goals (34), power play goals (16), game-winning goals (5), assists (46), points (80), power play points (37), plus/minus (plus-5), shots (299), games played (81) and time-on-ice average (18:02)...Led the Kings in power play goals, assists, points, power play points and shots...Also led the Kings with 21 multiple-point games...Finished 11th in the NHL with 299 shots...Led all Kings forwards and ranked third overall on the club in power play time-on-ice average (4:39)...Won 54.2 percent of his face-offs (163 of 301)...Ranked second on the club in shooting percentage (11.4)...Finished with two shootout goals (2-for-6, 33.3 percent)...The first King to reach 80 points in one season since Ziggy Palffy (85 points, 2002-03)...Voted winner of the Bill Libby Memorial Award as the team's Most Valuable Player by members of the media...Scored his first career overtime goal versus Anaheim on March 1, 2007...Skated in his 200th career Kings/NHL game versus Vancouver on February 22, 2007...Recorded a career high four points (2-2-4) at Florida on February 3, 2007...Scored his 100th career Kings/NHL point versus New Jersey on November 27, 2006...Established a new career high for most points in one month with 17 points (4-13-17) in nine February games ... **2005-06:** In his first full NHL season he led the Kings in a number of categories including most goals (26), most power play goals (15), most shots (206) and face-off winning percentage (53.5 percent)...Finished fourth overall in scoring with 55 points (26-29=55) and fifth in assists with 29...His four game-winning goals tied with Alexander Frolov for second on the team (Pavol Demitra led the Kings with 7 game-winning goals)...Had a career high five-game goal streak (6 goals during the streak) that lasted from October 21 - October 29, 2005...Averaged 16:45 of ice time per game...Played in his 100th career Kings/NHL game vs. Phoenix on January 5, 2006...Recorded 25 points (12-13=25) at home and 30 points (14-16=30) on the road ... **2004-05:** Finished second in scoring in the American Hockey League while leading Manchester with 109 points (Binghamton's Jason Spezza led the league with 117 points)...Won the Willie Marshall Award (given to the AHL's top goal scorer) and led the Monarchs with 46 goals...Also led Manchester in assists with 63 (third in the AHL), power play goals with 17 (tied for third in the AHL) and shots with 308 (second in the AHL)...Set Manchester franchise records for goals (46), assists (63), points (109) and power play goals (17) in one season...Was a plus-25 to finish second on the Monarchs among forwards...Had four scoring streaks of more than 10 games during the season with a season high 14-game scoring streak that lasted from October 29 - November 27, 2004 (14-11=25 during the streak)...Recorded three or more points in 11 games...had a seven-game goal streak (10 goals during the streak) that lasted from November 14 - November 27, 2004...Opened the season with 20 goals in his first 22 games...Named a Second Team AHL All-Star at the conclusion of the season...Scored on one of seven shootout attempts (14.3 percent)...was one of six Monarchs picked to play in the AHL's annual All-Star Classic, hosted by Manchester ... **2003-04:** Began the season on the injured list after sustaining a sprained left knee in a preseason game against San Jose on September 21, 2003...Played in two Kings games (recording no points) before being assigned to Manchester on November 7, 2003...Played in five games (scoring five points; 4-1-5) before he was recalled by the Kings on November 17, 2003...Scored in his first game after the recall (vs. Nashville on November 19, 2003) and went on to score 12 points (8-4=12) and register a plus-7 over his next 13 games (November 19 - December 11, 2003)...Included in his streak were a pair of two-goal games; vs. Chicago on November 29, 2003, and vs. Washington on December 6, 2003...Assigned to Manchester on January 3, 2004, and then recalled for a second time on February 20, 2004...Appeared in seven games and scored two points (1-1-2) before being sent back to the Monarchs for the balance of the season ... **2002-03:** Began his first pro season with Manchester and recorded 14 points (4-10=14) in his first nine games before being recalled by the Kings on November 7, 2002...Made his Kings/NHL debut at Ottawa picking up his first Kings/NHL point with an assist on November 8, 2002...Scored his first Kings/NHL goal (a game-winner) in his fifth NHL game at Edmonton on November 16, 2002...Played in 26 of 28 games after his recall (scoring eight points; 5-3=8) before being assigned back to Manchester on January 9, 2003...Recalled by the Kings on two other occasions in January (January 17 and January 27, 2003)...Suffered a concussion (and missed the remaining 31 games of the regular season) at San Jose on January 28, 2003.

INTERNATIONAL HIGHLIGHTS

Represented Canada and won a gold medal at the 2007 IIHF Men's World Championships (9 GP, 4-3=7)...Also skated for his native country at the 2006 IIHF World Championships (8 GP, 1-4=5)...Won a silver medal and was named the tournament's top forward and served as an alternate captain at the 2002 IIHF World Junior Championships (7 GP, 7-4=11)...Won a bronze medal at the 2001 IIHF World Junior Championships (7 GP, 4-2=6)

COLLEGE HIGHLIGHTS

2001-02: Played with the University of Michigan and was named to the CCHA Second All-Star Team in 2002...NCAA West First All-American Team in 2002 ... **2000-01:** CCHA First Team All-Star in 2001...NCAA West Second All-American Team in 2001



CRAIG CONROY

WE ARE THE C of RED™



24 CRAIG CONROY - C

BORN: Potsdam, NY
DATE: September 4, 1971
HEIGHT: 6'2"
WEIGHT: 193 lbs.
SHOOTS: Right

HOW ACQUIRED: From Los Angeles in exchange for centre Jamie Lundmark and two future draft choices

CAREER RECORD

Season	Club	Lea.	REGULAR SEASON						PLAYOFFS					
			GP	G	A	PTS	PIM		GP	G	A	PTS	PIM	
1990-91	Clarkson	ECAC	39	8	22	30	24		-	-	-	-	-	
1991-92	Clarkson	ECAC	32	20	16	36	38		-	-	-	-	-	
1992-93	Clarkson	ECAC	35	10	23	33	26		-	-	-	-	-	
1993-94	Clarkson	ECAC	34	26	39	65	48		-	-	-	-	-	
1994-95	Fredericton	AHL	55	26	18	44	29		11	7	3	10	6	
1994-95	Montreal	NHL	6	1	0	1	0		-	-	-	-	-	
1995-96	Fredericton	AHL	67	31	38	69	65		10	5	7	12	6	
1995-96	Montreal	NHL	7	0	0	0	2		-	-	-	-	-	
1996-97	St. Louis	NHL	61	6	11	17	43		6	0	0	0	8	
1996-97	Fredericton	AHL	9	10	6	16	10		-	-	-	-	-	
1996-97	Worcester	AHL	5	5	6	11	2		-	-	-	-	-	
1997-98	St. Louis	NHL	81	14	29	43	46		10	1	2	3	8	
1998-99	St. Louis	NHL	69	14	25	39	38		13	2	1	3	6	
1999-00	St. Louis	NHL	79	12	15	27	36		7	0	2	2	2	
2000-01	St. Louis	NHL	69	11	14	25	46		-	-	-	-	-	
2000-01	Calgary	NHL	14	3	4	7	14		-	-	-	-	-	
2001-02	Calgary	NHL	81	27	48	75	32		-	-	-	-	-	
2002-03	Calgary	NHL	79	22	37	59	36		-	-	-	-	-	
2003-04	Calgary	NHL	63	8	39	47	44		26	6	11	17	12	
	USA	World Cup	2	0	0	0	0		-	-	-	-	-	
2005-06	Los Angeles	NHL	78	22	44	66	78		-	-	-	-	-	
	USA	Olympics	6	1	4	5	2		-	-	-	-	-	
2006-07	Los Angeles	NHL	52	5	11	16	38		11	7	3	10	6	
	Calgary	NHL	28	8	13	21	18		6	1	1	2	8	
2007-08	Calgary	NHL	79	12	22	34	71		7	0	2	2	8	
TOTALS			NHL	846	165	312	477	542	75	10	19	29	52	
			AHL	136	72	68	140	136	21	12	10	22	12	
			ECAC	140	63	101	164	132	-	-	-	-	-	

CONROY VS. NHL

TEAM	Regular Season					Playoffs				
	GP	G	A	PTS	PIM	GP	G	A	PTS	PIM
Anaheim	47	6	20	26	30	0	0	0	0	0
Atlanta	11	0	8	8	8	0	0	0	0	0
Boston	13	0	3	3	4	0	0	0	0	0
Buffalo	15	1	3	4	4	0	0	0	0	0
Carolina	11	3	1	4	0	0	0	0	0	0
Calgary	25	8	4	12	21	0	0	0	0	0
Chicago	46	11	18	29	36	0	0	0	0	0
Columbus	29	8	13	21	27	0	0	0	0	0
Colorado	52	17	21	38	34	0	0	0	0	0
Dallas	50	9	20	29	38	6	0	0	0	2
Detroit	53	5	21	26	36	24	2	4	6	24
Edmonton	47	13	12	25	20	0	0	0	0	0
Florida	16	0	5	5	8	0	0	0	0	0
Los Angeles	37	12	17	29	38	4	1	1	2	2
Minnesota	33	4	16	20	32	0	0	0	0	0
Montreal	15	1	4	5	8	0	0	0	0	0
New Jersey	16	1	5	6	10	0	0	0	0	0
NY Islanders	12	2	4	6	2	0	0	0	0	0
NY Rangers	14	5	9	14	2	0	0	0	0	0
Nashville	41	12	14	26	14	0	0	0	0	0
Ottawa	13	3	4	7	8	0	0	0	0	0
Philadelphia	15	1	6	7	6	0	0	0	0	0
Phoenix	49	8	20	28	51	7	2	1	3	4
Pittsburgh	13	3	1	4	10	0	0	0	0	0
San Jose	50	8	14	22	32	20	3	7	10	10
St. Louis	26	4	14	18	18	0	0	0	0	0
Tampa Bay	15	2	5	7	11	7	1	1	2	4
Toronto	24	5	12	17	14	0	0	0	0	0
Vancouver	45	12	14	26	20	7	1	5	6	6
Washington	13	1	4	5	0	0	0	0	0	0
NHL Totals:	846	165	312	477	542	75	10	19	29	52

NHL HIGHLIGHTS

FIRSTS:

First GP:..... 02/15/1995 at FHD

First Goal:..... 02/16/1995 at NYR

First Asst:..... 01/05/1997 at NJ

MOSTS: MOST RECENTLY

Goals:..... 3 (2X) 11/13/2005 at CBJ

Assists:..... 4 (1X) 01/19/2004 at ANA

Points:..... 5 (1X) 11/13/2005 at CBJ (3G-2A)

SOG:..... 6 (2X) 02/11/2004 at VAN

PIM:..... 15 (1X) 02/10/1997 vs PHX

+/-:..... 4 (4X) 11/13/2005 at CBJ

LONGEST PERSONAL STREAKS:

Goals:..... 4 (4X) 12/17/2005 12/26/2005 (4G)

Assists:..... 8 (1X) 12/28/2005 01/12/2006 (11A)

Pts:..... 12 (1X) 12/17/2005 01/12/2006 (6G-14A)

CUPS: NONE

2007-08 HIGHLIGHTS

Played in 79 games scoring 12 goals and 22 assists along with 71 penalty minutes ... T-3rd in game winning goals (4) ... recorded five multi-point games ... registered his first goal of the season on Oct. 13 CGY 7 @ NSH 4 ... registered his first multi-point game of the season with a pair of assists on Nov. 20 COL 1 @ CGY 4 ... registered his 300th career assist on Dec. 18 CGY 3 @ CLB 1 ... had a season high three assists on Dec. 29 ANA 3 @ CGY 5 ... scored in back-to-back games (an unassisted goal) on Mar. 7 NSH 2 @ CGY 1 (OT) ... scored the game winning goal, and was 12/17(71%) in the face-off circle on Mar. 20 COL 1 @ CGY 2, and was named as the game's First Star for the first time this season ... **PLAYOFFS:** played in all seven playoff games registering two assists and eight penalty minutes and averaging 16:42 in ice time ... went 12/16 (75%) in the face-off circle on Apr. 20 SJS 0 @ CGY 2

CAREER HIGHLIGHTS

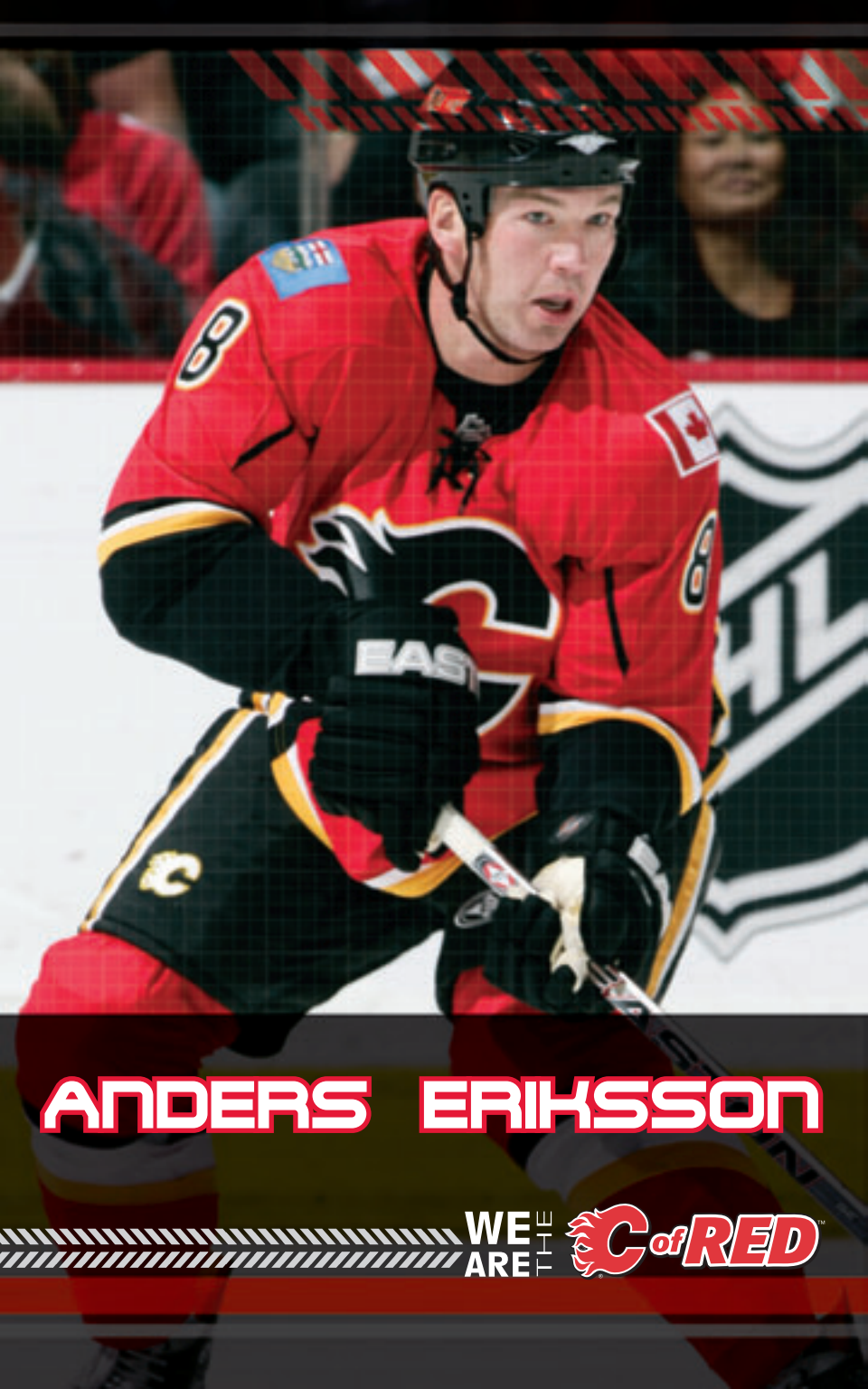
2006-07 played 52 games with LA before being reacquired by the Flames and finishing the last 28 games with Calgary ... Flames were 4-1-1-0 when scoring ... had 5 MP games ... led LA with a 49.6% face-off percentage and had three points (0-3-3) in 14 October games ... scored two goals in his first game since being reacquired by the Flames, and set a season high in goals (2), points (2), and shots (4) on Jan.30 vs. LA (W 4-1), and was named the games second star ... has points in all three games since joining the Flames with an assist on 2/3/07 vs. VAN (W 4-3) ... registered his second multi-point game as a Flame with two assists on Feb.13 vs. ATL (W 4-1) ... had a season high three points (1+2) on Feb.15 vs. COL (L 7-5) ... missed one game with an elbow injury on Feb.22 @ PHX ... tied a season high in goals (2) and points (3) on Mar.6 @ STL (W 4-2), and was named as the games 2nd star ... scored his 11th goal of the season on Mar.10 vs. TB (3-2 OTL) ... returned to the line-up on Mar.20 vs. DET (W 2-1) after missing three games due to injury ... scored the game tying goal on Mar.22 vs. NSH (W/OT 3-2) ... **PLAYOFFS:** played in all six games vs. DET ... scored one goal (T-2nd) and added an assist along with 8 PIMs **2005-06** - led the Kings with 20 multi-point games (the Kings were 15-5-0 in the 20 contests) ... collected 20 or more goals for the third time in four seasons and surpassed the 60-point plateau for the second time in his career ... finished second on the Kings with 66 points (22-44-66) and 44 assists and third on the club with 22 goals ... also tied for second on the club with three shorthanded goals and tied for fourth on the club with three game-winning goals ... his plus-13 ranked fourth on the Kings ... led the Kings with 42 takeaways and finished second on the team with a 51.2 percent face-off winning percentage ... named NHL Offensive Player of the Week for the week ending on 10/23/05 with seven points (2-5-7) in three games ... collected four goals (1-3-4) and the game-winning goal at Colorado on Oct.19 ... had a four-game scoring streak (2-5-7 during the streak) that lasted from Oct.25 - Nov.2 ... finished November with 14 points (7-7-14) and a plus-13 rating in 14 games ... had a four-goal game streak that lasted from Nov.5-13 (6 goals during the streak) ... collected a career high five points (3-2-5), recorded his second career NHL hat trick and finished with a plus-4 rating at Columbus on Nov.13 ... had 14 points (4-10-14) in 14 December games ... had a team-best 12-game scoring streak that lasted from Dec.17-Jan.12 (6-14-20 during the streak) ... collected his 400th NHL point with an assist vs. Nashville on Mar.25 ... **2004-05** - represented Team USA at the World Cup of Hockey appearing in two games ... **2003-04** - completed his third full season with Calgary and finished second on the Flames in scoring with 47 points (8-39-47)...led the Flames with 39 assists and was fifth on the club with a plus-13 rating...was second to Jarome Iginla in ice time among all Flames forwards averaging 19:12/game...put together a five-game assist streak (0-6-6 during the streak) that lasted from Nov.27 - Dec.5...recorded his 300th NHL point with an assist vs. Vancouver on Nov.29 ... played in his 600th NHL game at Detroit on Mar.16 ...missed 19 games with a knee injury sustained vs. Minnesota on Dec.5...returned to the lineup on Jan.17 and picked up 36 points (7-29-36) in the Flames final 38 regular season games... **PLAYOFFS:** played in all 26 post-season games for the Flames, who advanced to the Stanley Cup Finals before losing to the Tampa Bay Lightning in seven games...finished second on the Flames and fifth in overall NHL playoff scoring with 17 points (6-11-17)...ranked second on the Flames and third overall in the playoffs with a plus-12 rating ... **2002-03** - appeared in his ninth NHL season posting his second highest career point total (59) ... first on the team in assists (37), second in points (69) and third in goals (22) ... scored 30 points (12g, 18a) at home and 29 points (10g, 19a) on the road ... posted 40 points (17g, 23a) at even strength, 18 points (5g, 13a) on the PP and one SH assist ... Flames were 11-6-3-0 when scoring a goal ... posted 13 multiple point games including two multiple goal games and five multiple assist games - Flames were 8-4-1-0 for MP games, 2-0-0-0 for MG games and 4-1-0-0 for MA games ... scored two goals on Apr. 5 at EDM ... scored the OT winner on Apr. 4 vs. LA ... scored a goal and posted two assists on Mar. 29 vs. CLB ... posted three assists on Mar. 18 at LA ... assisted the OT winner on Mar. 8 at CLB ... assisted on all three of Iginla's goals on Feb. 7 at EDM ... scored two goals and added an assist on Jan. 20 vs. EDM ... scored a goal and assisted the short-handed game-winner on Jan. 7 at COL ... assisted the game-winner on Jan. 4 vs. MIN ... scored the game-winning goal on Dec. 3 at COL ... assisted on game-winning goal on Nov. 23 vs. CHI ... scored a goal and assisted the game-tying goal on Nov. 2 vs. COL ... averaged 19:47 of ice-time per-game ... missed three games due to injury ... **2001-02** - Set new career highs in points (75), goals (27) and assists (48) ... finished tied for 12th in the NHL in points (75) and tied for 9th in assists (48) ... had the greatest point improvement of all NHL players from previous season (+43) ... was 2nd on the Flames with 75 points, 1st in assists (48), 2nd in goals (27) and 2nd in +/- (-24) ... posted 48 points (18g, 30a) at even strength, 24 points (7g, 17a) on the PP and three points (2g, 1a) while SH ... scored 38 points (15g, 23a) at home and 37 points (12g, 25a) ... Flames were 11-5-5-2 when scoring a goal ... posted 21 multiple point games-Flames were 11-4-5-1 during these games, recorded four multiple goal games-team was 1-0-3-0 for these games and notched 12 multiple assist games-Flames were 7-3-2-0 for MA games ... scored two goals (including the GW) and posted two assists on Mar. 25 vs. CLB ... posted his 40th assist of the season on Mar. 13 at FLA ... scored his 20th goal of the season, added three assists and went +4 on Mar. 4 at NYR ... scored a goal and added an assist for his 50th point of the season (first time in his career) on Feb. 12 at PHX ... named a co-captain along with Bob Boughner on Feb. 4 ... matched a career high for goals in a season with his 14th (also his 200th NHL career point) while also assisting the game-winner on Jan. 3 vs. BUF ... posted a seven game point scoring streak recording 11 points (4g, 7a) from Oct. 25-Nov. 10 ... posted a four game, six point streak (2g, 4a) from Oct. 13-22 ... posted two assists, including an assist on the game-winner, on Oct. 10 at DET - his second assist was his 100th assist of his career ... averaged 20:56 minutes of ice-time per-game ... missed one game due to injury ... **2000-01** - played in his seventh NHL season and his first with the Calgary Flames ... split the season between Calgary and STL scoring seven points (3g, 4a) in 14 games with the Flames and 25 points (11g, 14a) in 69 games with the Blues ... finished sixth on the team in points (23), first in short-handed goals (4-three with STL, one with Calgary) and tied for fourth in plus/minus (+4) ... never missed a game during the season playing in 83 games (69 with STL and 14 with Calgary) ... scored 15 points (5g, 10a) at home and 17 points (9g, 8a) on the road ... recorded 25 points (10g, 15a) at even strength, three assists on the power play and scored four short-handed goals ... Flames were unbeaten (2-0-0-0) when scoring a goal ... scored two goals on Apr. 4 at CHI ... scored his first goal as a Flame on Mar. 25 at CHI (SH) ... posted his first point/assist as a Flame on Mar. 14 at CLB ... one of only two Blues' to play in the club's first 69 games before being acquired by Calgary ... was acquired by the Flames from STL on Mar. 13 ... averaged 18:08 minutes of ice-time per-game ... **1999-00** - played in his 200th NHL career game on Apr. 1 ... recorded his 100th point as a member of the Blues on Oct. 16 against TOR ... averaged 14:48 minutes of ice-time per-game ... **1998-99** - finished second on the team in plus/minus (+14) ... finished sixth in voting for the Selke Trophy ... played in his 200th NHL career game on Jan. 30 against CGY ... scored a career high three goals (also his first career hat trick) on Feb. 26 at CGY ... posted a career high three assists on Dec. 19 vs. LA ... averaged 16:39 minutes of ice-time per-game ... **1997-98** - was a finalist for the Selke Trophy as the league's top defensive forward ... was a career high +20 and posted a career high 43 points ... played in his 100th NHL career game on Nov. 27 against Los Angeles ... recorded a career high four points on Jan. 31 vs. Dallas ... **1996-97** - traded to STL by MTL with Pierre Turgeon and Rory Fitzpatrick for Murray Baron, Shayne Corson and a 5th round choice in the 1997 Entry Draft on Oct. 29 ... posted his first NHL career assist on Jan. 5 at New Jersey ... tallied a career high 15 penalty minutes on Feb. 10 vs. PHX ... **1995-96** - played in his second professional season splitting time between Montreal and Fredericton ... scored 69 points (31g, 38a) in 67 games in the AHL ... **1994-95** - posted his first NHL career goal/point on Feb. 16 at NYR ... played in his first NHL career game on Feb. 15 at Hartford ... made his professional debut splitting the season between Montreal (NHL) and Fredericton (AHL) ... scored one goal in six games with MTL and 44 points (26g, 18a) in 55 games in the AHL ... also appeared in 11 playoff games with Fredericton scoring 10 points (7g, 3a) and six penalty minutes.

INTERNATIONAL HIGHLIGHTS

Represented the United States at: 2006 Winter Olympic Games (6 GP, 1-4=5); 2004 World Cup of Hockey (2 GP, 0-0=0).


COLLEGE HIGHLIGHTS

Played four seasons in the ECAC with the Clarkson Knights posting 164 points (63g, 101a) and 132 penalty minutes in 140 games ... **1993-94** - named to the ECAC First All-Star Team after posting a league high 66 points (26g, 40a) and 46 penalty minutes with Clarkson ... also posted a league high 40 assists ... named to the NCAA First All-American Team and to the NCAA Final Four All-Tournament Team ... helped lead the Knights to a 13-5-4 record ... **1992-93** - scored 33 points (10g, 23a) in 35 games ... **1991-92** - in his second season at Clarkson, Craig posted 36 points (19g, 17a) in 31 games ... **1990-91** - made his debut in the ECAC recording 29 points (8g, 21a) in 40 games with Clarkson



ANDERS ERIKSSON

WE ARE THE  **C of RED™**



8 ANDERS ERIKSSON - D

BORN: Bollnas, SWE
DATE: January 9, 1975
HEIGHT: 6'3"
WEIGHT: 227 lbs.
SHOOTS: Left

HOW ACQUIRED: Signed as a free agent on July 5, 2007

CAREER RECORD

Season	Club	Lea.	REGULAR SEASON						PLAYOFFS					
			GP	G	A	PTS	PIM	GP	G	A	PTS	PIM	GP	PIM
1992-93	MoDo Jr.	SWE-Jr	10	5	3	8	14	-	-	-	-	-	-	-
	MoDo	Sweden	20	0	2	2	2	1	0	0	0	0	0	0
1993-94	MoDo Jr.	SWE-Jr	3	1	2	3	34	-	-	-	-	-	-	-
	MoDo	Sweden	38	2	8	10	42	11	0	0	0	0	8	8
1994-95	MoDo	Sweden	39	3	6	9	54	-	-	-	-	-	-	-
1995-96	Detroit	NHL	1	0	0	0	2	3	0	0	0	0	0	0
	Adirondack	AHL	75	6	36	42	64	3	0	0	0	0	0	0
1996-97	Detroit	NHL	23	0	6	6	10	-	-	-	-	-	-	-
	Adirondack	AHL	44	3	25	28	36	4	0	1	1	4	4	4
1997-98	Detroit	NHL	66	7	14	21	32	18	0	5	5	16	16	16
1998-99	Detroit	NHL	61	2	10	12	34	-	-	-	-	-	-	-
	Chicago	NHL	11	0	8	8	0	-	-	-	-	-	-	-
1999-00	Chicago	NHL	73	3	25	28	20	-	-	-	-	-	-	-
2000-01	Chicago	NHL	13	2	3	5	2	-	-	-	-	-	-	-
	Florida	NHL	60	0	21	21	28	-	-	-	-	-	-	-
2001-02	Toronto	NHL	34	0	2	2	12	10	0	0	0	0	0	0
	St.John's	AHL	25	4	6	10	14	11	0	5	5	6	6	6
2002-03	Toronto	NHL	4	0	0	0	0	-	-	-	-	-	-	-
	St.John's	AHL	72	5	34	39	133	-	-	-	-	-	-	-
2003-04	Columbus	NHL	66	7	20	27	18	-	-	-	-	-	-	-
	Syracuse	AHL	9	1	3	4	12	-	-	-	-	-	-	-
2004-05	HV 71 Jonkoping	Sweden	32	1	9	10	54	-	-	-	-	-	-	-
2005-06	Magnitogorsk	Russia	17	2	7	9	10	11	3	2	5	16	16	16
	Springfield	AHL	12	1	8	9	10	-	-	-	-	-	-	-
2006-07	Columbus	NHL	79	0	23	23	46	-	-	-	-	-	-	-
2007-08	Calgary	NHL	61	1	17	18	36	3	0	1	1	2	2	2
TOTALS			NHL	552	22	149	171	240	34	0	6	6	18	18
			AHL	237	20	112	132	269	18	0	6	6	10	10

ERIKSSON VS. NHL

TEAM	Regular Season					Playoffs				
	GP	G	A	PTS	PIM	GP	G	A	PTS	PIM
Anaheim	23	0	10	10	2	0	0	0	0	0
Atlanta	4	0	2	2	2	0	0	0	0	0
Boston	14	1	5	6	6	0	0	0	0	0
Buffalo	15	2	3	5	8	0	0	0	0	0
Carolina	14	0	2	2	6	5	0	0	0	0
Calgary	18	0	7	7	16	0	0	0	0	0
Chicago	27	1	5	6	12	0	0	0	0	0
Columbus	5	0	3	3	2	0	0	0	0	0
Colorado	28	0	3	3	10	3	0	0	0	0
Dallas	29	0	4	4	12	6	0	0	0	4
Detroit	29	1	8	9	8	0	0	0	0	0
Edmonton	26	0	7	7	12	0	0	0	0	0
Florida	11	1	1	2	4	0	0	0	0	0
Los Angeles	22	1	13	14	10	0	0	0	0	0
Minnesota	14	1	4	5	4	0	0	0	0	0
Montreal	19	2	4	6	6	0	0	0	0	0
New Jersey	10	0	1	1	2	0	0	0	0	0
NY Islanders	10	1	2	3	2	0	0	0	0	0
NY Rangers	12	0	5	5	8	0	0	0	0	0
Nashville	29	0	7	7	6	0	0	0	0	0
Ottawa	13	0	5	5	6	5	0	0	0	0
Philadelphia	12	0	4	4	0	0	0	0	0	0
Phoenix	23	2	10	12	12	5	0	2	2	6
Pittsburgh	12	1	3	4	4	0	0	0	0	0
San Jose	22	1	5	6	20	3	0	1	1	2
St. Louis	38	0	6	6	16	3	0	2	2	2
Tampa Bay	14	1	7	8	10	0	0	0	0	0
Toronto	18	2	5	7	12	0	0	0	0	0
Vancouver	29	3	3	6	16	0	0	0	0	0
Washington	12	1	5	6	6	4	0	1	1	4
NHL Totals:	552	22	149	171	240	34	0	6	6	18

NHL HIGHLIGHTS

FIRSTS:

First GP:.....04/14/1996 at DAL
 First Asst:10/11/1996 vs CGY
 First Goal:..... 11/19/1997 vs NYI

MOSTS: MOST RECENTLY

Goals:.....2 (1X) 02/02/2004 at PHX
 Assists:2 (13X) 03/22/2008 vs MIN
 Points:..... 2 (21X) 03/22/2008 vs MIN (0G-2A)
 SOG:..... 8 (1X) 03/16/2001 vs PIT
 PIM:.....4 (12X) 03/25/2008 vs VAN
 +/-:.....3 (8X) 03/17/2007 at LA

LONGEST PERSONAL STREAKS:

Goals:..... 2 (3X)02/23/2004 02/25/2004 (2G)
 Assists: 4 (1X)12/10/2006 12/16/2006 (5A)
 Pts:..... 6 (1X)11/16/1998 11/29/1998 (2G-4A)

CUPS: DET (1998)

2007-08 HIGHLIGHTS

Finished 3rd amongst Flames defencemen in assists (17) and averaged 20:46 of ice time per game ... Registered his first point as a Flame with an assist on Calgary's second goal on Oct. 6 VAN 4 @ CGY 3 (OT) ... played in his 500th career NHL game, led all Flames in blocked shots (5) Nov. 3 CGY 1 @ MIN 4 ... led the Flames in blocked shots (3), tied a team high in hits (4) and scored his first goal as a Flame on Nov. 8 VAN 3 @ CGY 2, and was named as the games third Star ... had a pair of assists on Jan. 5 CGY 6 @ LA 4 ... registered a pair of assists for the second time this season on Mar. 22 MIN 4 @ CGY 5 ... **PLAYOFFS:** Played in three games and averaged 18:16 of ice time ... registered an assist and led the team in blocked shots (3) on Apr. 20 SJS 0 @ CGY 2


CAREER HIGHLIGHTS

2005-06 had 0-23-23 with 46 penalty minutes and was +12 in 79 games... led the club in plus/minus rating ... became Columbus' all-time leader in plus/minus rating (+6) ... scored his first point of the season with an assist Oct. 7 at Chicago ... had his first MP game of the season with 0-2-2 Dec. 10 vs. Ottawa ... registered 0-5-5 during a four-game point streak Dec. 10-16 ... was +2 Jan. 5 at San Jose... collected an assist and was +2 Feb. 24 at NY Rangers ... had an assist and was +3 Mar. 17 at Los Angeles ... was +2 in 21:59 of action Mar. 27 at St. Louis ... finished the season with a plus/minus rating of +7 in his last 11 games ... games lost to injury: 1 ... multi-point (goal) games: 1 (0) ... Most Points: 2 - Dec. 10 vs. Ottawa... Most Goals: 0... Most Assists: 2 - Dec. 10 vs. Ottawa... Most PIM: 4 (4x) - Feb. 6 vs. Phoenix, most recent... Most Shots: 6 - Jan. 18 at Nashville **2005-06** - recorded 1-8-9 with 10 PIM and was "even" in 12 games with Springfield of the American Hockey League ... had three MP games... had a three-game point streak (Dec. 7-10) and one two-game point streak (Nov. 23-25)... had a season-high five shots Nov. 23 vs. Lowell and Dec. 9 vs. Hartford ... tallied the game-winning goal Dec. 7 at Lowell ... played in 17 games for Magnitogorsk (Russia) and had 2-8-10 with 10 PIM and was +9 ... added 3-2-5 with 16 PIM in 11 playoff contests ... **2004-05:** Netted 1-9-10 with 54 PIM in 32 games with HV71 of the Swedish Elite League... **2003-04:** Had 7-20-27 with 18 PIM and was -6 in 66 games with the Blue Jackets... Led Blue Jackets defencemen in goals, assists, points and multi-point games (4)... Second on team in plus/minus rating among players with at least 30 games played... Tied career high in goals and was just one point shy of career best... Only defenceman to register a multi-goal game, Feb. 2 at Phoenix... Netted a goal in back-to-back games twice (Jan. 31-Feb. 2 & Feb. 23-25)... Had five-game point-scoring streak Feb. 20-27 (2-5-7)... Notched a pair of assists Dec. 27 vs. Dallas... Added 1-3-4 with 12 PIM in nine games with Syracuse of the AHL... **2002-03:** Was +1 in four games with Toronto... Scored 5-34-39 with 133 PIM in 72 games with Toronto's AHL affiliate St. Johns... **2001-02:** Tallied 0-2-2 with 12 PIM and was -1 in 34 games with Toronto... Recorded a season-high three shots Nov. 1 at Pittsburgh... Collected an assist Jan. 7 at Ottawa... Played in 10 playoff games... Had 4-6-10 with 14 PIM in 25 games with St. John's... Scored two goals Jan. 26 at Portland... Had a goal and an assist Feb. 6 vs. Hartford... Collected two assists Mar. 19 vs. Albany... Registered a season-high seven shots Mar. 30 at Portland... Added 0-5-5 with six PIM in 11 playoff games... **2000-01:** Netted 2-24-26 with 30 PIM and was -2 in 73 games with Chicago and Florida... Had 2-3-5 with two PIM in 13 games with Chicago... Tallied 0-21-21 with 28 PIM and was +2 in 60 games with Florida... Was second in Panthers defenceman in assists and power play points (14) and was third in points... Played in 300th career game Mar. 20 at Montreal... Collected his 100th career NHL point with an assist Mar. 17 vs. Toronto... Missed nine games due to a sprained knee (Feb. 24-Mar. 14)... Had a three-game point streak Jan. 27-31 (0-4-4)... **1999-2000:** Tallied 3-25-28 with 20 PIM and was +4 in 73 games with Chicago... Set career highs in assists and points... Played his 200th career game Jan. 12 vs. Vancouver... Scored the game-winning goal Mar. 30 vs. Toronto... Had four multi-point games... **1998-99:** Had 2-10-12 with 34 PIM and was +5 in 61 games with Detroit... Was traded to Chicago along with Detroit's first round picks in 1999 and 2001 in exchange for Chris Chelios... Netted 0-8-8 and was +6 in 11 games with the Blackhawks... Had a career-high six game point streak Nov. 16-29 (2-4-6)... Had three multi-assist games... Played in 100th career game Oct. 31 at Dallas... **1997-98:** Recorded 7-14-21 with 32 PIM and was +21 in 66 games... Led all rookies in plus/minus rating... Scored his first career NHL goal Nov. 19 vs. NY Islanders... Added 0-5-5 with 16 PIM in 18 playoff games... **1996-97:** Had 3-25-28 with 36 PIM in 44 games with Adirondack of the AHL... Added 0-1-1 with four PIM in four playoff games... Played in 23 games with Detroit... Tallied 0-6-6 with 10 PIM and was +5... **1995-96:** Netted 6-36-42 with 64 PIM in 75 games with Adirondack... First professional season... Led all Adirondack defencemen and finished sixth overall on the team in points... Had two PIM in his NHL debut Apr. 14 at Dallas... Played in three playoff contests for the Red Wings... **1994-95:** Had 3-6-9 with 54 PIM in 39 games with MoDo of the Swedish Elite League... Tallied 3-7-10 with 10 PIM in seven games for Sweden at the World Junior Championships... Was named First Team All-Star at the tournament... Led Sweden in scoring... **1993-94:** Registered 1-2-3 with 34 PIM in three games with MoDo of the Swedish Junior Elite League... Had 2-8-10 with 42 PIM in 38 games with MoDo of the Swedish Elite League... Helped Sweden win the silver medal at the World Junior Championships... Had 1-3-4 with 10 PIM in seven games... **1992-93:** Tallied 5-3-8 with 14 PIM in 10 games with MoDo (Sweden Jr.)... Added 0-2-2 with two PIM in 20 games with MoDo (Swedish Elite)



MARK GIORDANO

WE ARE THE C of RED™



5 MARK GIORDANO - D

BORN: Toronto, ON
DATE: October 3, 1983
HEIGHT: 6'0"
WEIGHT: 193 lbs.
SHOOTS: Left

HOW ACQUIRED: Signed as a free agent on July 6, 2004

CAREER RECORD

REGULAR SEASON								PLAYOFFS					
Season	Club	Lea.	GP	G	A	PTS	PIM	GP	G	A	PTS	PIM	
2001-02	Brampton	OPJHL	48	11	26	37	59	-	-	-	-	-	
2002-03	Owen Sound	OHL	68	18	30	48	109	4	1	3	4	2	
2003-04	Owen Sound	OHL	65	14	35	49	72	7	1	3	4	5	
2004-05	Lowell	AHL	66	6	10	16	85	11	0	1	1	41	
2005-06	Omaha	AHL	73	16	42	58	141	-	-	-	-	-	
	Calgary	NHL	7	0	1	1	8	-	-	-	-	-	
2006-07	Calgary	NHL	48	7	8	15	36	4	1	0	1	0	
	Omaha	AHL	5	0	2	2	8	3	0	1	1	2	
2007-08	Moscow	Russia	50	4	9	13	89	-	-	-	-	-	
	Canada	Spengler	5	0	2	2	4	-	-	-	-	-	
TOTALS			NHL	55	7	9	16	44	4	1	0	1	0
			AHL	139	22	52	74	226	14	0	2	2	43
			OHL	133	32	65	97	181	11	2	6	8	7

GIORDANO VS. NHL

TEAM	Regular Season					Playoffs				
	GP	G	A	PTS	PIM	GP	G	A	PTS	PIM
Anaheim	4	0	0	0	2	0	0	0	0	0
Atlanta	1	0	0	0	4	0	0	0	0	0
Buffalo	1	0	0	0	0	0	0	0	0	0
Chicago	3	0	0	0	0	0	0	0	0	0
Columbus	3	1	1	2	2	0	0	0	0	0
Colorado	5	0	2	2	8	0	0	0	0	0
Dallas	4	0	0	0	2	0	0	0	0	0
Detroit	1	1	0	1	2	4	1	0	1	0
Edmonton	5	0	0	0	2	0	0	0	0	0
Florida	1	1	0	1	0	0	0	0	0	0
Los Angeles	5	0	1	1	2	0	0	0	0	0
Minnesota	5	2	0	2	4	0	0	0	0	0
Nashville	3	0	0	0	6	0	0	0	0	0
Ottawa	1	0	0	0	2	0	0	0	0	0
enix	2	0	1	1	0	0	0	0	0	0
San Jose	3	0	0	0	2	0	0	0	0	0
St. Louis	1	0	0	0	2	0	0	0	0	0
Toronto	1	2	0	2	0	0	0	0	0	0
Vancouver	6	0	4	4	4	0	0	0	0	0
NHL Totals:	55	7	9	16	44	4	1	0	1	0

NHL HIGHLIGHTS

FIRSTS:

First GP:..... 01/30/2006 at STL
First Asst:04/08/2006 at VAN
First Goal:..... 10/14/2006 at TOR

MOSTS: MOST RECENTLY

Goals:.....2 (1X) 10/14/2006 at TOR
Assists:2 (1X) 01/11/2007 at COL
Points:.....2 (3X) 02/02/2007 vs CBJ (1G-1A)
SOG:.....4 (1X) 12/26/2006 vs VAN
PIM:.....4 (2X) 02/13/2007 vs ATL
+/-:.....3 (1X) 01/11/2007 at COL

LONGEST PERSONAL STREAKS:

Goals:..... 1 (6X)02/11/2007 02/11/2007 (1G)
Assists: 2 (2X)02/02/2007 02/03/2007 (2A)
Pts:..... 2 (4X)02/02/2007 02/03/2007 (1G-2A)

CUPS: NONE

2007-08 HIGHLIGHTS

Spent the season with Moscow Dynamo in the Russian Elite League ... played in 50 games scoring four goals with nine assists for 13 points and 89 penalty minutes

CAREER HIGHLIGHTS

2006-07: Recalled from Omaha on Dec.12 ... posted two assists and a +4 rating in five games with Omaha ... scored his first and second NHL goals on Oct.14 @ TOR (OTL 5-4), and was named the games 2nd star ... was a team high +1 on Oct.28 vs. NSH (L 3-2) ... assigned to Omaha on Nov.15 ... recalled from Omaha on Nov.20 ... led all Flames in blocked shots with 4 on Nov.22 vs. CHI (W 4-1) ... led all Flames with 3 blocked shots on Dec.12 vs. MIN (W 5-2) ... registered his first assist of the season on Dec.16 @ PHX (W 6-3) ... registered assists in back-to-back games for the first time this season on Dec.27 and 29th ... tied a season high with 4 blocked shots on Dec.31 vs. EDM (W 4-2) ... scored the game winning goal in overtime on Jan.4 vs. FLA (W/OT 5-4), and was named the games 1st star ... recorded his 2nd two point game of the season (0+2) on Jan.11 @ COL (W 7-3) ... scored the lone Flames goal (PPG), on Jan.26 ... scored the game-winning goal on Feb. 2nd vs. Columbus ... **PLAYOFFS:** recorded a goal in his NHL playoff debut on April 17th vs. Detroit **2005-06:** Lead the 2005-06 Omaha Ak-Sar-Ben Knights in scoring with 58 points and assists with 42 ... ranked fourth in scoring amongst AHL defencemen with 58 points ... T-2nd in goal scoring amongst AHL defencemen with 16 tallies ... led AHL defencemen in power-play goals (12) ... finished 5th amongst AHL defencemen in minor penalties (63) ... made his NHL debut with the Calgary Flames on Jan. 30 vs. STL registering 2 PIMs and a +1

INTERNATIONAL HIGHLIGHTS

Was an alternate player with Canada's silver medal team at the 2008 IIHF World Championships ... won gold with Canada at the 2007 Spengler Cup in Davos, Switzerland adding a pair of assists in the five game tournament

JUNIOR HIGHLIGHTS

Played 133 junior hockey games with the Ontario Hockey League's Owen Sound Attack ... recorded 32 goals with 65 assists for 97 points during his OHL career... **2003-04:** ranked 1st amongst Owen Sound defencemen in scoring with 49 points on 14 goals and 35 assists ... **2002-03:** led Owen Sound defencemen in scoring with 48 points (18 goals and 30 assists)

WE
ARE





CURTIS GLENCROSS

WE ARE THE C of RED™



20 CURTIS GLENCROSS - LW

BORN: Kindersley, SK
DATE: December 28, 1982
HEIGHT: 6'1"
WEIGHT: 194 lbs.
SHOOTS: Left

HOW ACQUIRED: Signed as a free agent on July 2, 2008

CAREER RECORD

REGULAR SEASON								PLAYOFFS				
Season	Club	Lea.	GP	G	A	PTS	PIM	GP	G	A	PTS	PIM
2001-02	Brooks	AJHL	60	23	22	45	113	-	-	-	-	-
2002-03	U of Alaska	WCHA	35	11	12	23	79	-	-	-	-	-
2003-04	U of Alaska	WCHA	37	21	13	34	79	-	-	-	-	-
2003-04	Cincinnati	AHL	7	2	1	3	0	9	1	6	7	10
2004-05	Cincinnati	AHL	51	6	3	9	63	12	2	0	2	10
2005-06	Portland	AHL	41	15	10	25	85	19	4	6	10	37
2006-07	Anaheim	NHL	2	1	0	1	2	-	-	-	-	-
	Columbus	NHL	7	0	0	0	0	-	-	-	-	-
	Portland	AHL	31	6	10	16	74	-	-	-	-	-
	Syracuse	AHL	29	19	16	35	53	-	-	-	-	-
2007-08	Columbus	NHL	36	6	6	12	25	-	-	-	-	-
	Edmonton	NHL	26	9	4	13	28	-	-	-	-	-
TOTALS		NHL	71	16	10	26	55	-	-	-	-	-
		AHL	159	48	40	88	275	40	7	12	19	57

GLENCROSS VS. NHL

TEAM	Regular Season					Playoffs				
	GP	G	A	PTS	PIM	GP	G	A	PTS	PIM
Anaheim	2	0	0	0	0	0	0	0	0	0
Atlanta	1	0	1	1	2	0	0	0	0	0
Boston	1	0	0	0	0	0	0	0	0	0
Buffalo	1	0	0	0	0	0	0	0	0	0
Carolina	1	0	0	0	0	0	0	0	0	0
Calgary	5	5	0	5	5	0	0	0	0	0
Chicago	5	1	0	1	13	0	0	0	0	0
Columbus	2	0	0	0	2	0	0	0	0	0
Colorado	9	3	3	6	6	0	0	0	0	0
Dallas	5	1	0	1	4	0	0	0	0	0
Detroit	4	0	0	0	0	0	0	0	0	0
Edmonton	3	0	0	0	2	0	0	0	0	0
Florida	1	1	0	1	0	0	0	0	0	0
Los Angeles	3	0	0	0	0	0	0	0	0	0
Minnesota	5	1	2	3	4	0	0	0	0	0
NY Rangers	1	0	0	0	0	0	0	0	0	0
Nashville	7	1	2	3	0	0	0	0	0	0
Phoenix	4	2	1	3	2	0	0	0	0	0
San Jose	2	0	1	1	0	0	0	0	0	0
St. Louis	3	1	0	1	0	0	0	0	0	0
Vancouver	6	0	0	0	15	0	0	0	0	0
NHL Totals:	71	16	10	26	55	0	0	0	0	0

NHL HIGHLIGHTS

FIRSTS:

First GP: 01/13/2007 vs COL
First Goal: 01/13/2007 vs COL
First Asst: 11/10/2007 at NSH

MOSTS: MOST RECENTLY

Goals: 2 (3X) 04/01/2008 vs CGY
Assists: 2 (2X) 02/12/2008 vs MIN
Points: 2 (6X) 04/01/2008 vs CGY (2G-0A)
SOG: 6 (1X) 03/18/2008 vs PHX
PIM: 15 (1X) 02/16/2008 at VAN
+/-: 2 (2X) 02/12/2008 vs MIN

LONGEST PERSONAL STREAKS:

Goals: 2 (1X) 02/22/2008 02/24/2008 (2G)
Assists: 2 (2X) 02/12/2008 02/14/2008 (3A)
Pts: 2 (3X) 02/22/2008 02/24/2008 (2G-0A)

CUPS: NONE

2007-08 HIGHLIGHTS

Scored 15 goals and added 10 assists for 25 points and 53 PIMS in 62 games played (9-4-13 with 28 PIM in 26 GP with Edmonton) and (6-6-12 with 25 PIM in 36 GP with Columbus) ... was 19th in NHL rookie scoring race and finished among rookie leaders in goals (5th), shooting pct. (3rd at 14.4%), 11th in plus/minus (+8), 13th in hits (94) & PIM (53) and 17th in shots (104) ... scored points in 6 of last 14 games (7-1-8; Mar. 9-Apr. 3) ... scored goals (6) in 4 of last 9 games (Mar. 18-Apr. 3) ... scored both goals in Oilers 3-2 loss at Calgary (Apr. 1) for his 2nd career multiple goal game ... scored a career-high 2 goals vs Phoenix (Mar. 18) for his 1st career multiple goal game & scored goals vs Minnesota (Mar. 24) & at Colorado (Mar. 28) ... had a two-game goal scoring streak (2-0-2; Feb. 22-24) ended vs Detroit (Feb. 26) ... scored goal at Chicago (Mar. 9), vs Colorado (Feb. 24) & 1st career Oilers goal at Dallas (Feb. 22 - Marty Turco) ... had a two-game scoring streak (0-3-3; Feb. 12-14) ended at Vancouver (Feb. 16) ... registered an assist at San Jose (Feb. 14) & two assists vs Minnesota (Feb. 12) for his first points as an Oiler & first multiple point game with Edmonton, with his first assist coming on Kyle Brodziak's GWG - the two assists are a single-game career-high & also ties his single-game career best for points, which he scored with Columbus (1-1-2 at Nashville, Nov. 10/07) ... made Oilers debut vs Calgary (Feb. 1

CAREER HIGHLIGHTS

2006-07: Played in nine games with Anaheim and Columbus... Made his NHL debut with the Ducks and had a goal Jan. 13 vs. Colorado... Split the remainder of the season with Portland and Syracuse of the AHL... Had 6-10-16 with 74 penalty minutes and was +3 in 31 games with Portland... Added 19-16-35 with 53 penalty minutes and was +1 in 29 games with the Crunch... Set career highs in goals, assists, points, plus/minus rating and penalty minutes... Had five power play goals and three shorthanded tallies... **2005-06:** Notched 15-10-25 with 85 penalty minutes and was +7 in 41 games with Portland... Added 4-6-10 and 37 penalty minutes... **2004-05:** Collected 6-3-9 with 63 penalty minutes in 51 games with Cincinnati of the AHL... **PLAYOFFS:** Added 1-6-7 and 10 penalty minutes in nine playoff games

JUNIOR HIGHLIGHTS

2003-04: Finished his senior season at Alaska-Anchorage with 21-13-34 and 79 penalty minutes in 37 games... Led the club in goals and points... Registered 2-1-3 with six penalty minutes and was "even" in seven games with Cincinnati of the AHL... **2002-03:** Had 11-12-23 with 79 penalty minutes in 35 games for Alaska-Anchorage.

WE
ARE





JAROME IGINLA

WE ARE THE  of RED™



12 JAROME IGINLA - RW

BORN: Edmonton, AB
DATE: July 1, 1977
HEIGHT: 6'1"
WEIGHT: 203 lbs.
SHOOTS: Right

HOW ACQUIRED: Trade with Dallas on December 19, 1995 with Corey Millen for Joe Nieuwendyk

CAREER RECORD

Season	Club	REGULAR SEASON						PLAYOFFS					
		Lea.	GP	G	A	PTS	PIM	GP	G	A	PTS	PIM	
1991-92	St. Albert	AAHA	36	26	30	56	22	-	-	-	-	-	
1992-93	St. Albert	AMHL	36	34	53	*87	20	-	-	-	-	-	
1993-94	Kamloops	WHL	48	6	23	29	33	19	3	6	9	10	
1994-95	Kamloops	WHL	72	33	38	71	111	21	7	11	18	34	
1995-96	Kamloops	WHL	63	63	73	136	120	16	16	13	29	44	
	Canada	WJC	6	*5	7	*12	4	-	-	-	-	-	
	Calgary	NHL	-	-	-	-	-	2	1	1	2	0	
1996-97	Calgary	NHL	82	21	29	50	37	-	-	-	-	-	
	Canada	WC	11	2	3	5	2	-	-	-	-	-	
1997-98	Calgary	NHL	70	13	19	32	29	-	-	-	-	-	
1998-99	Calgary	NHL	82	28	23	51	58	-	-	-	-	-	
1999-00	Calgary	NHL	77	29	34	63	26	-	-	-	-	-	
2000-01	Calgary	NHL	77	31	40	71	62	-	-	-	-	-	
2001-02	Calgary	NHL	82	*52	44	*96	77	-	-	-	-	-	
	Canada	Olympics	6	3	1	4	0	-	-	-	-	-	
2002-03	Calgary	NHL	75	35	32	67	49	-	-	-	-	-	
2003-04	Calgary	NHL	81	*41	32	73	84	26	*13	9	22	45	
2004-05	Canada	World Cup	6	2	1	3	2	-	-	-	-	-	
2005-06	Calgary	NHL	82	35	32	67	86	7	5	3	8	11	
	Canada	Olympics	6	2	1	3	4	-	-	-	-	-	
2006-07	Calgary	NHL	70	39	55	94	40	6	2	2	4	12	
2007-08	Calgary	NHL	82	50	48	98	83	7	4	5	9	2	
TOTALS		NHL	860	374	388	762	631	48	25	20	45	70	
		WHL	183	102	134	236	264	56	26	30	56	88	

IGINLA VS. NHL

TEAM	Regular Season					Playoffs				
	GP	G	A	PTS	PIM	GP	G	A	PTS	PIM
Anaheim	44	21	16	37	57	7	5	3	8	11
Atlanta	9	7	8	15	0	0	0	0	0	0
Boston	14	6	5	11	4	0	0	0	0	0
Buffalo	14	5	2	7	4	0	0	0	0	0
Carolina	12	7	2	9	17	0	0	0	0	0
Chicago	42	17	14	31	16	2	1	1	2	0
Columbus	28	15	14	29	23	0	0	0	0	0
Colorado	65	23	33	56	61	0	0	0	0	0
Dallas	41	8	11	19	38	0	0	0	0	0
Detroit	44	13	26	39	60	12	3	5	8	19
Edmonton	64	21	33	54	49	0	0	0	0	0
Florida	15	8	6	14	9	0	0	0	0	0
Los Angeles	43	23	22	45	32	0	0	0	0	0
Minnesota	43	27	20	47	12	0	0	0	0	0
Montreal	19	6	10	16	12	0	0	0	0	0
New Jersey	13	5	6	11	2	0	0	0	0	0
NY Islanders	13	8	5	13	9	0	0	0	0	0
NY Rangers	14	8	7	15	6	0	0	0	0	0
Nashville	32	18	19	37	15	0	0	0	0	0
Ottawa	15	4	3	7	6	0	0	0	0	0
Philadelphia	14	7	5	12	17	0	0	0	0	0
Phoenix	43	29	14	43	40	0	0	0	0	0
Pittsburgh	14	7	5	12	6	0	0	0	0	0
San Jose	45	18	17	35	30	13	8	6	14	26
St. Louis	44	17	33	50	32	0	0	0	0	0
Tampa Bay	14	9	3	12	6	7	3	2	5	5
Toronto	26	9	9	18	10	0	0	0	0	0
Vancouver	62	23	32	55	53	7	5	3	8	9
Washington	14	5	8	13	5	0	0	0	0	0
NHL Totals:	860	374	388	762	631	48	25	20	45	70

NHL HIGHLIGHTS

FIRSTS:

First GP:..... 10/05/1996 at VAN
First Goal:..... 10/05/1996 at VAN
First Asst:..... 10/14/1996 at NYR

MOSTS: MOST RECENTLY

Goals:.....4 (1X) 02/23/2003 at PHX
Assists:..... 3 (11X) 11/27/2007 at DET
Points:.....4 (12X) 12/16/2007 at STL (2G-2A)
SOG:.....10 (4X) 03/15/2007 at DAL
PIM:.....19 (1X) 10/28/2003 at COL
+/-:..... 4 (3X) 12/13/2007 at TB

LONGEST PERSONAL STREAKS:

Goals:..... 6 (2X) 11/28/2006 12/12/2006 (7G)
Assists:..... 6 (1X) 10/22/2001 11/03/2001 (10A)
Pts:..... 16 (1X) 01/29/2000 03/05/2000 (12G-14A)

CUPS: NONE

2007-08 HIGHLIGHTS

Led all Flames in goals (50), assists (48), points (98) which was also a new career high, games played (82) +/- (-27), game winning goals (9) power play goals (9), and shots (338) ... registered a team high 25 multi-point games ... finished 3rd in NHL in scoring (98), goals (50), game winning goals (9), 4th in shots (338), T-8th in power play goals (15) T-9th in +/- (-27) ... had the Flames longest goals streak (Dec. 11-18 five games long) and the longest points streak (Oct. 30 - Nov. 17, five goals and five assists in eight games) ... was named the NHL's second Star of the Week (Oct. 15-21) registering 3G, 5A in three games ... was the Flames Molson Cup winner for the month of October (donating \$1000 to Juvenile Diabetes) ... surpassed Theoren Fleury for 2nd spot amongst all time Flames in games played with 792 games on Nov. 3 CGY 1 @ MIN 4 ... played in his 800th career NHL game on Nov. 22 CHI 2 @ CGY 1 ... set the all time franchise record for games played at 804 (surpassing Al MacInnis) on Nov. 29 ANA 4 @ CGY 1 ... recorded his 700th career point on Dec. 1 CLB 4 @ CGY 3 (OT) ... was named as the NHL's first Star of the Week (Dec. 10-16) registering seven goals (2 GWG) and three assists in four games (all road wins) ... scored his 25th goal of the campaign (50th point) on Dec. 27 CGY 3 @ VAN 5 ... won the Molson Cup for the month of December (donating \$1000 to Doctors Without Borders) ... voted to the NHL's Western Conference Starting Line-up for the All-Star Game for the first time on Jan. 8 ... Named as the team captain for the Western Conference All-Star Game on Jan. 16 ... registered one assist at the 2008 NHL All-Star Game on Jan. 27 ... scored the game winner and added an insurance goal to tie Theo Fleury at 364 for the all-time goal leader with the Calgary Flames on Mar. 1 CGY 3 @ PHX 1 ... scored his 365th goal as a Flame making him the all-time franchise goal scoring leader, also added two assists on Mar. 10 STL 3 @ CGY 7 ... registered his second hat-trick of the season on Mar. 22 MIN 4 @ CGY 5 ... was awarded the J.R. McCaig Award ... scored his 50th goal of the season on Apr. 5 CGY 7 @ VAN 1 (the last game of the season), marking the second time in his career he has reached the 50 goal plateau ... Won the Molson Cup three star Award ... was runner up for the Hart trophy ... **PLAYOFFS:** Led the Flames in goals (4), assists (5), points (7), power play goals (3), and average ice time amongst forwards (22:42) ... registered four multi-point games out of seven during the post season

CAREER HIGHLIGHTS

2006-07 1st on team in points (94), goals (34), time on ice amongst forwards (22:03), shots (264), game winning goals (7), and T-2nd in PPG (13) and 2nd in assists (55) ... finished 11th in NHL goal scoring (39), 12th in points (94), and 17th in assists (55) ... Flames were 20-7-0-2 when scoring ... notched 27 MP games ... registered his 300th career assist on Dec. 5 vs. CAR (W 3-0) ... scored his 300th career goal, and 600th career point on Dec. 7 @ MIN (L/SO 3-2) ... missed 12 games due to a knee injury, and tied a career low with 70 games played ... had his largest offensive output of the season with two goals and two assists, led the Flames with a +3 and shots (4) on Dec. 12 vs. MIN (W 5-2), and was named the games 1st star for the third consecutive game ... had his second four point night in the past three games with two goals and two assists, including the game winning goal on Dec. 16 @ PHX (W 6-3), and was named the games 1st star for the fourth time in five games ... was named the NHL's First Star for the month of December registering GP:15 G:10 A:16 PTS:26 PIM:4 +/-:+9 ... scored his 23rd goal of the season and left the game with a knee injury on Jan. 4 vs. FLA (W/OT 5-4) ... had a three point night (1+2) in his first game back after missing 11 games with a knee injury on 2/2/07 vs. CLB (W 6-2), and was named the game 3rd star ... tied a season high in goals (2) and points (4), including scoring his 100th career power play goal, scoring the game winning goal, and passing Joe Nieuwendyk for 2nd spot on the all time Flames goal scorers list on Feb. 24 vs. SJ (W 7-4), and was named the games 1st star ... scored the winning goal in the shoot out to give the Flames its first shoot out victory of the season on 2/28/07 vs. MIN (W 2-1 SO) ... was the winner of the Molson Cup Standings for the month of February, and named Doctor's Without Borders as the recipient of the \$1000 donated on his behalf ... tied a Flames team record high with 10 shots on Mar. 15 @ DAL (L 4-2), and was named as the games 2nd star ... scored a hat-trick (the only Flames hat-trick of the season) on Mar. 29 @ MIN (W 4-2), and was named as the games 1st star ... finished the season 3rd on the all time Flames points list (664), 2nd on the Flames all-time goals list (324), 4th on the Flames all-time assists list (340), and 3rd on the Flames all time games played list (778) ... **PLAYOFFS:** played in all six games vs. DET leading the Flames with four points (2g, 2a) ... registered his first multi-point game of the 2007 playoffs with two assists on Apr. 19 vs. DET (W 3-2) **2005-06** - One of only four Flames to appear in all 82 games leading the team with 67 points ... 1st on team in points, goals, PP goals, shots, 2nd in assists, 2nd in PP points and T-3rd in GW goals ... scored 31 points on the PP and three points while SH ... Flames were 18-7-4 when scoring ... notched 15 MP games - Flames were 13-1-1 during these games ... Flames were 6-0-0 when posting a multiple goal games and 4-0-0 with more than one assist in a game ... scored his 35th goal and added an assist on Apr. 17 at ANA ... surpassed Gary Suter for 4th place on the Flames all-time points with a goal and assist on Apr. 8 at VAN ... posted his 500th NHL career PIM on Apr. 3 vs. DET ... played in his 700th career game on Apr. 1 at EDM ... posted two assists including one on the GWG on Mar. 31 vs. COL - 2nd assist tied him for 5th on the Flames all-time points list with Kent Nilsson (562) ... scored two goals (his 29th and 30th of the season - 5th time he has reached the 30th goal mark) on Mar. 13 vs. COL ... scored two goals and added an assist passing Guy Chouinard for 6th on the Flames all-time points leaders (530) on Dec. 7 at NJ ... scored the GW/PP/penalty shot goal while adding two assists and a fight (to complete the "Gordie Howe Hat Trick") on Nov. 10 at PHX - was also his first successful penalty shot goal ... scored his 258th goal as a Flame to move ahead of Gary Roberts for third on the club's all-time goal list while adding a PP assist on the GW goal ... posted an assist on Oct. 10 at COL surpassing Gary Roberts for 7th on the Flames all-time points list (506) ... averaged 21:41 of ice-time ... **PLAYOFFS:** played in all seven games vs. ANA leading the Flames with eight points (5g, 3a) ... 1st on the team in points, goals, T-4th in assists, T-3rd in +/- (-3), 4th in PIMs and 1st in shots (24) ... was T-7th in NHL in points and T-4th in goals after first round ... scored a SH goal and added a PP assist in GM2 vs. ANA on Apr. 23 ... scored both Flames goals in GM4 at ANA on Apr. 27 ... scored a PP goal and the GW goal in GM5 vs. ANA on Apr. 29 ... **2004-05** - represented Canada at the World Cup of Hockey ... **2003-04** - led the Flames in goals (41), points (73), +/- (+21), GW goals (10), PP goals (8), SH goals (4), GT goals (1), Shots (265) and 2nd in assists (32) ... nominated for the Hart Trophy ... T-1st in the NHL in goals (41), T-16th in points (73), T-4th in SH goals (4), T-6th in SH points (5), T-1st in GW goals (10) and 9th in shots (265) ... named runner-up for Offensive Player-of-the-Week (OPW) for the week of Mar 1-7 with six points in four games ... named runner-up for the OPW (Feb. 9-15) with six points in four games ... played in the Western Conference Team for the 2004 NHL All-Star Game ... posted 31 points at home and 42 on the road ... notched 21 PP points and five while SH ... Flames were 23-5-3-1 when scoring and 15-1-2-1 when posting a MP game (posted 19 during season) ... scored his 41st goal to tie for the Rocket Richard Trophy on Apr. 4 at ANA ... recorded two assists including his 500th NHL career point on Mar. 27 vs. LA ... scored two goals, including the GW, and added an assist to finish the night 4-4 on Mar. 2 at STL ... scored the GW goal and added an assist in his 600th career game on Feb. 11 at VAN ... posted his 4th career hat-trick and 1st at the Saddledome on Feb. 3 vs. LA ... scored two goals and added an assist on Jan. 30 vs. CHI (2nd goal was 230th of career passing Kent Nilsson for 4th on Flames all-time goals list) ... recorded two assists to pass Paul Reinhart for 9th place on the Flames all-time points list on Nov. 27 vs. COL ... scored a goal on Nov. 9 at CLB to tie Al MacInnis for sixth place on the Flames all-time goal list (213) ... posted a "Gordie Howe Hat Trick" with a goal, an assist and a fight while also adding another assist on Oct. 25 at EDM ... named team Captain on Oct. 8 ... averaged 21:18 of ice-time ... missed one game due to injury ... voted the Best Hockey Player at the ESPY Awards ... **PLAYOFFS:** posted 22 points in 26 games ... led the Flames in goals (13), points (22), +/- (+13), PP goals (4), SH goals (2), T-1st in GW goals (3), 3rd in assists (9) and 3rd in PIMs (45) ... 1st in NHL in goals (13), T-1st in SH goals (2), 2nd in +/- (+13) ... led the Flames with eight points (5g, 3a) in seven games vs. VAN ... scored two goals and assisted the OT/PP winner in Game 7 on Apr. 19 at VAN ... posted four MP games and a six game scoring streak from Apr. 27-Mar 11 (2g, 4a) ... scored the GW goal and posted a PP assist on Apr. 15 at VAN ... scored one goal and added three assists in six games vs. DET ... assisted the OT winner in Game 6 vs. DET ... assisted the GW goal in Game 5 on May 1 at DET ... played in all six games in the Western Conference Championship vs. SJ leading the Flames with four goals, a +6 rating while also posting an assist ... scored the GW/SH goal and went +2 in Game 5 at SJ on May 17 ... assisted the OT winner in Game 1 at SJ on May 9 ... led the Flames with five points in the Stanley Cup Finals vs. TV ... scored a goal, assisted the OT winner, went +2 and lead all skaters with 30:54 of ice-time in Game 5 at TB on June 3 ... scored a PP goal, added a PP assist on the GW goal and recorded a fight to complete the Gordie Howe Hat Trick (goal, assist & fight) in Game 3 vs. TB on May 29 ... scored the GW/SH goal in his first Stanley Cup Final appearance in game one at TB on May 25 ... **2002-03** - led the Flames in points (67), 2nd in assists (32) and 1st in goals (35) ... recorded 32 points (14g, 18a) at home and 35 points (21g, 14a) on the road ... Flames were 13-11-4-0 when scoring a goal ... posted 16 MP games, four MG games and five MA games; Flames were 10-4-2-0 during MP games ... posted a "Gordie Howe Hat Trick" with a goal, an assist and a fight on Mar. 18 at LA ... scored a career high four goals including his 200th career NHL goal (PP, SH, EV & EN) and was a +3 on Feb. 23 at PHX ... scored his 2nd career hat-trick and added an assist on Feb. 7 at EDM ... scored his 400th NHL career point

CAREER HIGHLIGHTS CON'T

(goal) on Feb. 6 vs. CHI ... averaged 21:25 minutes of ice-time ... missed seven games due to injury ... posted an assist for the Western Conference team and came in second in the hardest shot competition at the 2003 All-Star Weekend ... named the 2002 Calgary Booster Club Male Athlete of the Year ... **2001-02** - won the Art Ross Trophy as the NHL's leading point scorer and the Maurice Rocket Richard Trophy as the NHL's leading goal scorer - also captured the Lester B. Pearson Award as the NHLPA's MVP as voted on by the other NHL players ... led the NHL in points (96) and goals (52), 2nd in PP goals (16), T-6th in PP points (30), T-7th in GT goals (2), T-9th in GW goals (7), 4th in shots (311) and T-7th in +/- (+27) ... 1st on the team in points (96), goals (52), +/- (+27) and 2nd in assists (44) ... named NHL Player of the Month for November after scoring 18 points (12 goals, 6 assists) in 12 games ... named NHL Player of the Week for the week of Oct. 22-28 posting 11 points (4g, 7a) and a +5 rating in four games ... won the Molson Cup (3-Star Selections) and Scurfield Humanitarian Award for the second consecutive season ... recorded 31 MP games, 11 MG games and 11 MA games - team was 20-3-5-2 when posting a MP game ... Flames were 23-10-5-2 when scoring a goal ... scored his 50th and 51st goals of the season on Apr. 7 at CHI (8th time a Calgary Flame has scored 50+ goal - and only NHL player to score 50 goals in 2001-02 season) ... scored his 1st NHL career hat trick (natural), added an assist and went +4 on Mar. 4 at NYR ... posted 31 points (18g, 13a) in 15 games (tied-longest streak in NHL during season) from Oct. 18-Nov. 22 ... scored two goals on Nov. 20 vs. Los Angeles (2nd goal was his 300th NHL career point) ... recorded a "Gordie Howe Hat Trick" with a goal, an assist and a fight (also added another assist) on Oct. 10 at DET - for the 2nd time in his career (1st also vs. DET) ... **2000-01** - 1st on the team in points (71), 1st in goals (31), 2nd in assists (40), 2nd in shots (209), 1st in GT goals (3) and 2nd in PP goals (10) ... led the team in PP points (28) ... the Flames were 12-10-4-1 when scoring a goal ... posted 19 MP games: Flames were 10-5-4-0 when posting a MP game ... scored his 30th goal of the season for the 1st time in his career on Mar. 25 at CHI ... scored a career high four points (1g, 3a) on Jan. 21 vs. DET (also recorded a fighting major to complete the "Gordie Howe" Hat-Trick with a goal, an assist and a fight) ... scored his 100th NHL career goal on Dec. 9 vs. CAR ... named and assistant captain on Dec. 7 ... missed five games due to injury ... donated \$1,000 for each goal scored during the season to KidSport Calgary (\$31,000) ... **1999-00** - named FedEx/NHL Player of the Month for Feb. recording 21 points (10g, 11a) in 12 games ... finished 2nd on the team in goals (29), 2nd in points (63), second in GW goals (4), third in PP points (23) and 3rd in assists (34) ... posted 15 MP games ... recorded a career high four points (1g, 3a) on Feb. 26 vs. ATL ... posted a 16 game point scoring streak (longest streak in the NHL that season) posting 26 points (12g, 14a) from Jan. 29-Mar. 5 ... agreed to terms with the Flames on Oct. 8 ... scored 37 points (17g, 20a) at home and 26 points (12g, 14a) on the road ... missed two games due to injury and three due to being unsigned ... **1998-99** - was the only Flame to play in all 82 games ... finished 1st in goals (28), 2nd in shots (211) and T-2nd in PP goals (7), GW goals (4) and GT goals (1) ... 4th on the team in points (51) ... recorded 14 MP games, including three points (1g, 2a) on Mar. 9 at STL ... scored four-two goal games ... posted three consecutive MP games from Mar. 5-9 posting seven points (2g, 5a) in that span ... **1997-98** - recorded eight MP games ... played in his 100th NHL career game on Nov. 9th at DET ... scored the Flames 1st goal of the season for the second consecutive year ... **1996-97** - played in his first NHL season, appearing in all 82 regular season games for the Flames (one of only three Flames) ... led all NHL rookies in points with 50 (21g, 29a), 3rd in goals (21), 3rd in assists (29) and 1st in PP goals (8) ... runner-up for the Calder Trophy for the NHL's most outstanding rookie ... collected nine MP games, including three assists on Feb. 7 vs. WSH ... went +6 in three games from Jan. 4-9 ... changed his jersey number from 24 to 12 on Jan. 2, 1997 ... **1995-96** - **PLAYOFFS:** appeared in his first NHL career playoff game Apr. 21, 1996 vs. CHI...recorded two points (1g, 1a) in two playoff appearances

INTERNATIONAL HIGHLIGHTS

2006 - scored two goals and added an assist in six games with Canada at the 2006 Winter Olympics ... **2004** - captured the World Cup of Hockey Championship with Team Canada posting two goals and one assist in six games ... **2002** - won a Gold Medal with Team Canada at the 2002 Winter Olympics scoring three goals and adding an assist in six games - scored three points (2g, 1a) in the Gold Medal win over the US ... **1997** - represented Canada's gold-medal team at the 1997 World Championships ... **1996** - led Canada to the gold medal at the 1996 World Jr. Hockey Championships in Boston, MA with 12 points (5g, 7a) in six games ... at World Junior Championships, earned First All-Star Team honours, named the Tournament's Most Outstanding Forward, and was the scoring champion

JUNIOR HIGHLIGHTS

Played three seasons in the Western Hockey League scoring 246 points (102g, 134a) in 183 games ... won two Memorial Cup championships with Kamloops Blazers in '93-'94 and '94-'95 ... **1995-96** - recorded 136 points (63g, 73a) in 63 games with Kamloops, ranked fourth in the WHL ... posted seven points vs. the Seattle Thunderbirds Feb. 9 (1g, 6a)...named WHL Player-of-the-Year and named to WHL's First All-Star Team ... **1994-95** - posted 18 points in the playoffs during Kamloops second straight Memorial Cup Championship ... won the George Parsons Trophy for sportsmanship ... **1993-94** - played in his rookie season in the WHL posting 39 points in 48 games ... recorded nine points in the playoffs en-route to his first Memorial Cup Championship

WE
ARE





MIKKA HIPRUSOFF

WE ARE THE

C of RED™



34 MIKHA HIPRUSOFF - G

BORN: Turku, Finland
DATE: October 26, 1976
HEIGHT: 6'1"
WEIGHT: 182 lbs.
CATCHES: Left

DRAFTED: San Jose - 5th round, 116th overall, in the 1995 Entry Draft
HOW ACQUIRED: From San Jose for a 2nd round choice in the 2005 Entry Draft on November 16, 2003

CAREER RECORD

REGULAR SEASON											PLAYOFFS							
Season	Club	Lea.	GP	W	L	T	MINS	GA	SO	GAA	GP	W	L	MINS	GA	SO	GAA	
1994-95	TPS Turku Jr.	Finn-Jr.	31	-	-	-	1896	92	-	2.91	-	-	-	-	-	-	-	
	TPS Turku	Finland	4	-	-	-	240	12	0	3.00	2	-	-	120	7	-	3.50	
	Finland	WJC	2	-	-	-	116	5	0	2.58	-	-	-	-	-	-	-	
1995-96	TPS Turku Jr.	Finn-Jr.	3	-	-	-	180	9	-	3.00	-	-	-	-	-	-	-	
	Kiekko-67 Turko	Finland-2	5	-	-	-	300	7	-	1.40	-	-	-	-	-	-	-	
	TPS Turku	Finland	12	-	-	-	550	38	0	4.14	3	-	-	114	4	-	2.11	
	Finland	WJC	3	-	-	-	159	9	0	3.39	-	-	-	-	-	-	-	
1996-97	AIK Solna	Sweden	42	-	-	-	2466	104	3	2.53	7	-	-	420	23	0	3.28	
1997-98	AIK Solna	Sweden	42	-	-	-	2457	110	-	2.69	-	-	-	-	-	-	-	
1998-99	TPS Turku	Finland	39	26	6	6	2259	70	4	1.86	10	9*	1	580	15	3*	1.55*	
1999-00	Kentucky	AHL	47	23	19	4	2759	114	3	2.48	5	1	3	239	13	0	3.27	
	Finland	WC	4	-	-	-	156	3	0	1.16	-	-	-	-	-	-	-	
2000-01	San Jose	NHL	5	2	1	0	154	5	0	1.95	3	1	1	149	5	0	2.01	
	Kentucky	AHL	36	19	9	6	2038	76	2	2.24	-	-	-	-	-	-	-	
	Finland	WC	3	2	1	0	140	5	1	2.14	-	-	-	-	-	-	-	
2001-02	San Jose	NHL	20	7	6	3	1037	43	2	2.49	1	0	0	8	0	0	0.00	
	Cleveland	AHL	4	4	0	0	242	7	0	1.73	-	-	-	-	-	-	-	
2002-03	San Jose	NHL	22	5	14	0	1199	65	1	3.25	-	-	-	-	-	-	-	
2003-04	San Jose	NHL	-	-	-	-	-	-	-	-	-	-	-	-	-	-	-	
	Calgary	NHL	38	24	10	4	2301	65	4	*1.69	26*	15	11	*1655	51	5*	1.85	
2004-05	Finland	WCOH	6	4	1	1	364	9	*2	1.48	-	-	-	-	-	-	-	
	Timra IK	Sweden	46	-	-	-	2719	97	5	2.14	6	-	-	356	13	0	2.19	
2005-06	Calgary	NHL	74	42	20	11	4380	151	10	2.07	7	3	4	428	16	0	2.24	
2006-07	Calgary	NHL	74	40	24	9	4419	181	7	2.46	6	2	4	384	18	0	2.81	
2007-08	Calgary	NHL	76	39	26	10	4398	197	2	2.69	7	2	4	336	18	1	3.21	
TOTALS			NHL	309	159	101	37	17888	707	26	2.37	50	23	24	2960	108	6	2.19
			FLAMES	262	145	80	34	15498	594	23	2.30	46	22	23	2803	103	6	2.20
			AHL	87	46	28	10	5039	197	5	2.35	5	1	3	239	13	0	3.27

HIPRUSOFF VS. NHL

Regular Season											Playoffs						
TEAM	GP	W	L	OT	SO	GA	GAA	GP	W	L	SO	GA	GAA	GP	W	L	SO
ANA	14	8	6	0	2	28	2.21	7	3	4	0	16	2.24				
ATL	2	2	0	0	0	3	1.5	0	0	0	0	0	0				
BOS	3	2	1	0	1	5	1.67	0	0	0	0	0	0				
BUF	3	1	1	1	0	6	1.96	0	0	0	0	0	0				
CAR	4	3	0	0	2	4	1.24	0	0	0	0	0	0				
CGY	0	0	0	0	0	0	0	0	0	0	0	0	0				
CHI	15	8	4	3	0	33	2.23	0	0	0	0	0	0				
CBJ	16	10	3	2	2	28	1.81	0	0	0	0	0	0				
COL	28	12	10	4	2	76	2.88	1	0	0	0	0	0				
DAL	14	4	8	2	1	35	2.49	0	0	0	0	0	0				
DET	17	6	7	2	1	41	2.78	12	6	6	2	29	2.27				
EDM	27	16	8	3	2	49	1.81	0	0	0	0	0	0				
FLA	2	2	0	0	1	0	.50	0	0	0	0	0	0				
LA	16	9	5	1	0	40	2.59	0	0	0	0	0	0				
MIN	28	19	6	3	3	52	1.83	0	0	0	0	0	0				
MTL	6	3	2	0	0	14	2.77	0	0	0	0	0	0				
NJ	4	0	2	1	0	10	2.78	0	0	0	0	0	0				
NYI	3	0	1	2	0	9	2.87	0	0	0	0	0	0				
NYR	5	1	3	0	0	14	3.27	0	0	0	0	0	0				
NSH	13	4	7	2	0	37	2.91	0	0	0	0	0	0				
OTT	4	3	0	0	1	8	2.19	0	0	0	0	0	0				
PHI	4	2	1	1	1	7	1.69	0	0	0	0	0	0				
PHX	12	8	3	1	1	24	2.05	0	0	0	0	0	0				
PIT	4	2	0	1	0	6	1.70	0	0	0	0	0	0				
SJ	14	8	5	1	1	38	2.76	13	6	6	2	29	2.50				
STL	10	7	2	0	1	23	2.27	3	1	1	0	5	2				
TB	3	1	1	1	0	12	3.96	7	3	4	1	13	1.71				
TOR	3	1	1	1	1	9	2.98	0	0	0	0	0	0				
VAN	30	14	12	4	3	82	2.82	7	4	3	1	16	2.08				
WSH	2	0	2	0	0	6	3.05	0	0	0	0	0	0				
Total	309	159	101	37	26	707	2.37	50	23	24	6	108	2.19				

NHL HIGHLIGHTS

FIRSTS

First GP: 10/24/2000 at CAR
 First Win: 03/29/2001 vs ANA
 First Shutout: 01/05/2002 vs FLA

MOSTS: MOST RECENTLY

Shots Faced: 43 (2X) 02/12/2008 at SJ
 Saves: 41 (1X) 04/03/2006 vs DET
 GA: 7 (1X) 10/10/2005 at COL
 Career Shutouts: 26 03/04/2008 vs CBJ
 Longest Win Streak: 7 (1X) 11/01/2005 11/16/2005
 Streak W/OT Reg Loss: 11 (1X)
 12/01/2007-12/23/2007 (7-0-4)
 Shutout sequence:
 161:11 04/08/2006-04/15/2006

SHOOTOUT RECORD: 7-14 (31 SAVES ON 56 SHOTS - 55%)

Penalty Shots Faced: 6 (2 goals)
 12/29/2003 vs MIN Park, Richard (goal)
 10/17/2005 vs PHX Saprykin, Oleg
 11/12/2005 vs COL Tanguay, Alex (goal)
 12/29/2005 vs MIN Rolston, Brian
 02/03/2006 vs VAN Burrows, Alexandre
 02/15/2008 at LA Giuliano, Jeff

2007-08 HIGHLIGHTS

Finished 3rd amongst NHL goalies in wins (39), games played (76) and shots against (2096), 4th in saves (1899) and time on ice (4,398), 7th in PIMS (8), and 8th in assists (2) ... Finished second in the Molson Cup three-star standings ... registered his first win of the season with a 24 save performance on Oct.12 @ DAL 3-2 OT ... registered his first home win of the season with a 31 save performance on Oct.18 LA 3 @ CGY 4 ... signed a six year contract extension on Oct.29 ... made 26 saves in his 7th win of the season, and had an assist on the game tying goal on Nov.13 MIN 2 @ CGY 3 ... made 32 saves on 33 shots including stopping all three in the shootout on Dec.11 CGY 2 @ FLA 1 SO, and was named as the games 1st star for the second consecutive game ... recorded his sixth straight road win and was named 1st star with 36 saves on Dec.18 CGY 3 @ CLB 1 ... was runner-up in the Molson Cup standings for the month of December (donated \$500 to Breast Cancer) ... earned his 20th win of the season with a 29 save performance on Jan.2 NYR 3 @ CGY 4 ... had a season high 40 saves on Feb.12 CGY 4 @ SJ 3 OT ... stopped Jeff Giuliano on a penalty shot on Feb.15 CGY 3 @ LA 6 ... earned his 30th win of the season making 24 saves on 25 shots on Feb.19 CGY 4 @ PHX 1 ... earned his first shutout of the season with a 38 save performance on Feb.22 DET 0 @ CGY 1 ... was named as the NHL's 2nd star of the week (Feb.18-24) registering three wins, his first shutout of the season, a .980 (100 of 102 shots) save percentage and a 0.67 GAA ... earned his second shutout of the season with a 39 save performance on Mar.4 CLB 0 @ CGY 1 ... played in his 300th career game, winning with a 34 save performance on Mar.16 CGY 4 @ CHI 2 ... earned his 38th win of the season tying him with Rejean Lemelin for 3rd on the Flames all time wins list (144) on Mar.25 VAN 2 @ CGY 3 ... won his 145th game as a Flame moving him in to 3rd place on the Flames all time list on Apr.1 CGY 3 @ EDM 2 ... **PLAYOFFS:** played in all seven playoff games recording two wins, one shutout and a .908% save percentage ... registered his first win of the playoffs with a 37/39 save performance on Apr.9 CGY 3 @ SJ 2 ... made an outstanding 41 saves on 43 shots (.954%) on Apr.10 CGY 0 @ SJ 2 ... made 21 saves to record his 6th career playoff shutout (1st since game #3 of the Stanley Cup Final in 2004) on Apr.20 SJ 0 @ CGY 2

CAREER HIGHLIGHTS

2005-06 Played in his third season with the Flames ... finalist for Vezina Trophy ... named to the Western Conference All-Star Team ... played in 74 games posting a 40-24-9 record with 7 shut-outs, a .917 save % and a 2.46 GAA ... T-2nd in wins (40), T-3rd in shut-outs (7), and 12th in GAA (2.46) amongst NHL goaltenders ... set a new Flames record for shut-outs (21) in a career ... posted 7 shut-outs: Mar. 27 @ MIN (38 saves), Jan. 20 @ EDM (32 saves), Jan. 9 vs. MIN (26 saves), Dec. 5 vs. CAR (23 saves), Nov. 14 vs. STL (24 saves), Nov. 10 vs. ANA (37 saves), and Oct. 12 @ OTT (33 saves) ... named as the Calgary Flames Molson Cup Winner having been picked as one of the games three stars in 24 (a third) of the games he played in ... was named Second Star in the NHL "Three Stars" for the week ending Nov. 12 ... was named First Star in the NHL "Three Stars" for the week ending Apr. 1 with three wins, a 1.30 GAA and a .959 save percentage and one shut-out ... earned his second longest consecutive shut-out streak at 16:27 from Nov. 11 through Nov. 17 ... registered 10,000 minutes played on Nov. 14 vs. STL (W 3-0) ... surpassed Phil Myre on the Flames all-time career wins list to move into 4th with 106 wins on Nov. 28 vs. COL (W 5-2) ... earned his 100th career win on Jan. 9 vs. MIN (W 3-0) ... played in his 200th career game on Jan. 17 @ DAL (L 2-4) ... earned his 100th win as a Flame on Mar. 12 vs. STL (W 5-4) ... **PLAYOFFS:** played in all six games vs. DET posting a 2-4 record, a .929 save percentage and a 2.81 GAA **2005-06** Played in his second season with the Flames, was named to the NHL First All-Star Team, captured the William Jennings Trophy for the team allowing the fewest goals against and the Vezina Trophy for best goalie in the league ... also a finalist for the Hart Trophy ... played in 74 games posting a 42-20-11 record with 10 shut-outs, a 92.3 save % and a 2.07 GAA ... set a new Flames record for wins (42) in a season and individual shut-outs (10) ... led the league in GAA, shut-outs, 2nd in wins and 3rd in save% (while playing at least 31 games more than each of the leaders) ... won the Defensive Player of the Week award (DPW) for the week ending Apr. 16th with a 0.67 GAA and a 2-0-1 record with two shut-outs ... named runner-up for DPW for week ending Apr. 2 with a 1.67 GAA and a 3-0-0 record ... named runner-up for DPW for the week of Feb. 5-12 with a 2.00 record and a 2.00 GAA ... named runner-up Defensive Player of the Month (DPM) for Dec. posting a 8-2-1 and a 2.41 GAA ... named DPW for the week ending Dec. 11 playing two games posting 0.47 GAA and 98.3 save % ... named DPW for the first week of Nov. playing in three games posting a 3-0-0 record, a 0.33 GAA, one GA, two shut-outs and a 98.4 save% ... posted 10 shut-outs: Apr. 13 vs. COL (23 saves), Apr. 11 vs. ANA (32 saves), Mar. 9 vs. DAL (39 saves), Mar. 4 vs. SJ (26 saves), Jan. 6 vs. TOR (27 saves), Dec. 17 vs. BOS (26 saves), Dec. 6 at PHI (27 saves), Nov. 5 vs. VAN (23 saves), Nov. 1 vs. MIN (23 saves), Oct. 15 vs. EDM (33 saves) ... set a new Flames record with his 40th win on Apr. 7 vs. MIN ... tied Mike Vernon for most wins in a season by a Flames goaltender (39) on Apr. 5 vs. PHX ... set a new personal record with his 25th win of the season making 29 saves on 30 shots on Jan. 21 vs. BUF ... set a new Flames record with his 6th shut-out stopping all 27 shots from TOR on Jan. 6 ... did not allow a goal for 117:40 from Oct. 10 (9:34-3rd period) to Oct. 17 (7:14-3rd period) ... **PLAYOFFS:** played in all six games vs. ANA posting a 3-4 record, a .929 save percentage and a 2.24 GAA ... **2004-05** - played in 46 games with Timra IK of the Swedish Elite League posting a 2.14 GAA with five shut-outs ... **PLAYOFFS:** played in six playoff games recording a 2.19 GAA ... **2003-04** - played his first season with the Flames setting a new NHL record for GAA (1.69) in a season ... led the NHL in GAA and was tied for first in save % (93.3) ... finished second in balloting for the Vezina Trophy ... captured the defensive Player of the Week honours for the week of Feb. 9-15 recording a 3-0-0 record, a 1.34 GAA and a 94.0 save % ... named NHL Defensive Player of the Month for December ... named NHL Defensive Player of the Week for the week of Dec. 1-7 posting a 4-0-0 record, a 1.00 GAA and a 95.7 save % ... established new Flames record in GAA (1.69) and save% (93.3) in a season while also helping set a new team record with 11 team shut-outs ... posted a career high 24 wins while appearing in a career high 38 NHL games ... recorded his 20th win on the season on Mar. 16 at DET ... made a season high 35 saves in a OT win on Dec. 16 at PHI ... recorded his first shut-out with the Flames making 23 saves on Dec. 11 vs. CAR ... posted his fourth straight win and allowed only one goal on Dec. 7 vs. PIT ... made 22 saves on 23 shots for his first win with Calgary (also his first game with Flames) on Nov. 20 vs. MTL ... **PLAYOFFS:** played in the most playoff games (26) of all goaltenders in the playoffs posting a 15-11 record with five shut-outs and a 1.85 GAA ... led all goalies with five playoff shut-outs (Flames team record) ... recorded his 15th win of the playoffs making 26 saves on 28 shots in Game 5 at TB on June 3 ... posted his fifth shut-out of the playoffs and his first in the Stanley Cup Finals making 21 saves in Game 3 vs. TB on May 29 ... made 23 saves on 24 shots to post the win in his first Stanley Cup Final appearance on May 25 at TB ... allowed only one goal in the series winning game in Game 6 vs. SJ on May 19 ... posted his 4th shut-out (setting a new team record for most shut-outs in the playoffs) making 19 saves in Game 5 at SJ on May 17 ... made 49 saves on 52 shots against his former team in a 4-3 win in Game 1 at SJ on May 9 ... recorded his 2nd consecutive shut-out in Game 6 vs. DET (making 38 saves) ... stopped all 31 shots faced in a 1-0 win in Game 5 on May 1 at DET ... made 26 saves in a Game 7 OT win on Apr. 19 at VAN ... recorded his 1st NHL career playoff shut-out while also posting a PP assist on Apr. 13 vs. VAN ... posted his 2nd career playoff win and his 1st with the Flames making 25 saves on 26 shots on Apr. 9 at VAN ... made his Calgary Flames post season debut on Apr. 7 at VAN ... **2002-03** - stopped 33 shots in OT win Mar. 6 vs. MTL ... made season-high 35 saves on a season-high 37 shots faced Mar. 4 at EDM ... stopped 23 shots on 4-2 victory Feb. 14 at CHI ... stopped 27 shots in 0-1 loss Feb. 12 at CLB ... faced 36 shots in OT loss Jan. 22 vs. NJ ... posted first shutout of the season and third of his career with a 29-save effort Jan. 11 vs. VAN ... stopped 27 shots in OT loss Dec. 16 at NYR ... stopped 20 shots to pick up first win of the season Oct. 24 at NSH ... **2001-02** - netted second NHL shutout Mar. 9 vs. VAN, making 32 saves ... named runner-up for NHL Player of the Week for Dec. 31-Jan. 6 after posting 3-0-0 record, 0.78 GAA, 974 save percentage and a shutout ... finished 10th in voting for Calder Memorial Trophy ... posted first career shutout making 28 saves on Jan. 5 vs. FLA ... named Sher-Wood AHL Player of the Week for the period ending Nov. 25 after posting a 4-0-0-0 record, 1.73 GAA and .949 save % in 4 games with Cleveland (AHL) during conditioning assignment ... made career-high 38 saves in 2-2 tie Oct. 20 at NYI ... **PLAYOFFS** - appeared in one game and made two saves in eight minutes at COL (May 4, G2, WCS) ... **2000-01** - made 1st career NHL start, stopping 22 shots and picked up 2nd win of the season Apr. 8 at ANA ... recorded 1st career NHL win, stopping 12 shots in relief Mar. 29 vs. ANA ... shared team shutout with Nabokov in 3-0 win vs. MTL on Mar. 12 ... recalled from Kentucky Mar. 5 ... posted 19-9-6 record (36 games), 2 shutouts, ranked 3rd in AHL in GAA (2.24) and T-3rd in save % (.926) at time of recall ... started 2nd consecutive AHL All-Star Game ... made NHL debut Oct. 24 at CAR in relief of a temporarily injured Nabokov ... **PLAYOFFS:** made 1st career NHL playoff start and captured 1st career playoff win (also becoming the 1st Finnish-born netminder to capture a NHL postseason win) with 39 saves in Game 4 vs. STL on Apr. 17 (3-2 W) ... his 39 saves in Game 4 is tied for the 5th highest total for a rookie goaltender in his 1st career playoff start ... combined with Nabokov to become 1st goaltending duo since 1995 (WSH's Jim Carey and Olaf Kolzig) to capture their 1st career playoff wins in the same series ... made NHL playoff debut with 20 minutes of relief in Game 3 vs. STL on Apr. 16 ... **1999-00** - finished 4th in AHL GAA (2.48) and helped Kentucky capture their 1st-ever Mid-Atlantic Division title ... dressed for 1st NHL Game Feb. 26 vs. LA (DNP) ... ranked 1st in AHL with a .927 save % and 2nd with a 2.38 GAA at time of recall ... started in AHL All-Star Game for Planet/USA ... posted 1st AHL shutout in 1-0 win over St. John's, stopping 26 shots ... stopped 49 of 50 shots Dec. 3 vs. Albany ... made AHL debut Oct. 2 at Cincinnati ... **1998-99** - led Finnish League in wins (26) and TPS to regular season and playoff championship of Finnish League ... rated one of top goaltenders in Finland ... helped team capture Finnish League title

INTERNATIONAL HIGHLIGHTS

2004 - played in all six games with Finland at the World Cup helping lead his team to the finals while posting a 4-1-1 record with a 1.48 GAA, two shut-outs and a 94.0 save% ... **2001** - competed for Team Finland at World Championships held in Germany, helping club capture Silver Medal ... **1999** - represented Finland at World Championships in Norway ... **1996** - played three games with Finland at the World Junior Championships in Boston, MA ... **1995** - represented Finland at the World Junior Championships in Red Deer, AB posting a 2.58 GAA in two games



DAYMOND LANGKOW

WE ARE THE C of RED™



22 DAYMOND LANGKOW - C

BORN: Edmonton, AB
DATE: September 27, 1976
HEIGHT: 5'11"
WEIGHT: 180 lbs.
SHOOTS: Left

HOW ACQUIRED: From Phoenix for
 Denis Gauthier and Oleg Saprykin on
 August 26, 2004

CAREER RECORD

REGULAR SEASON								PLAYOFFS				
Season	Club	Lea.	GP	G	A	PTS	PIM	GP	G	A	PTS	PIM
1991-92	Edmonton Pats	AMHL	35	36	45	81	100	-	-	-	-	-
	Tri-City	WHL	1	0	0	0	0	-	-	-	-	-
1992-93	Tri-City	WHL	64	22	42	64	100	4	1	0	1	4
1993-94	Tri-City	WHL	61	40	43	83	174	4	2	2	4	15
1994-95	Tri-City	WHL	72	*67	73	*140	142	17	12	15	27	52
1995-96	Tampa Bay	NHL	4	0	1	1	0	-	-	-	-	-
	Tri-City	WHL	48	30	61	91	103	11	14	13	27	20
	Canada	WJC	5	3	3	6	2	-	-	-	-	-
1996-97	Tampa Bay	NHL	79	15	13	28	35	-	-	-	-	-
	Adirondack	AHL	2	1	1	2	0	-	-	-	-	-
1997-98	Tampa Bay	NHL	68	8	14	22	62	-	-	-	-	-
1998-99	Tampa Bay	NHL	22	4	6	10	15	-	-	-	-	-
	Cleveland	IHL	4	1	1	2	18	-	-	-	-	-
	Philadelphia	NHL	56	10	13	23	24	6	0	2	2	2
1999-00	Philadelphia	NHL	82	18	32	50	56	16	5	5	10	23
2000-01	Philadelphia	NHL	71	13	41	54	50	6	2	4	6	2
2001-02	Phoenix	NHL	80	27	35	62	36	5	1	0	1	0
2002-03	Phoenix	NHL	82	20	32	52	56	-	-	-	-	-
2003-04	Phoenix	NHL	81	21	31	52	40	-	-	-	-	-
2004-05	Did Not Play	-	-	-	-	-	-	-	-	-	-	-
2005-06	Calgary	NHL	82	25	34	59	46	7	1	5	6	6
2006-07	Calgary	NHL	81	33	44	77	44	6	2	2	4	4
2007-08	Calgary	NHL	80	30	35	65	19	7	3	2	5	0
TOTALS		NHL	868	224	331	555	483	53	14	20	34	37
		FLAMES	243	88	113	201	109	20	6	9	15	10
		AHL	2	1	1	2	0	-	-	-	-	-
		IHL	4	1	1	2	18	-	-	-	-	-
		WHL	246	159	219	378	519	36	29	30	59	91

LANGKOW VS. NHL

TEAM	Regular Season						Playoffs					
	GP	G	A	PTS	PIM		GP	G	A	PTS	PIM	
Anaheim	37	12	12	24	19		7	1	5	6	6	
Atlanta	16	5	9	14	16		0	0	0	0	0	
Boston	26	4	9	13	27		0	0	0	0	0	
Buffalo	25	3	9	12	23		11	5	5	10	4	
Carolina	22	3	8	11	13		0	0	0	0	0	
Calgary	22	5	5	10	8		0	0	0	0	0	
Chicago	33	4	8	12	10		0	0	0	0	0	
Columbus	25	9	9	18	12		0	0	0	0	0	
Colorado	44	11	24	35	12		0	0	0	0	0	
Dallas	36	9	12	21	6		0	0	0	0	0	
Detroit	32	8	10	18	14		6	2	2	4	4	
Edmonton	44	17	13	30	35		0	0	0	0	0	
Florida	26	6	10	16	30		0	0	0	0	0	
Los Angeles	39	18	20	38	33		0	0	0	0	0	
Minnesota	37	15	14	29	20		0	0	0	0	0	
Montreal	23	4	7	11	10		0	0	0	0	0	
New Jersey	26	5	9	14	19		5	1	1	2	0	
NY Islanders	29	6	12	18	8		0	0	0	0	0	
NY Rangers	29	12	9	21	14		0	0	0	0	0	
Nashville	30	5	16	21	18		0	0	0	0	0	
Ottawa	25	5	6	11	22		0	0	0	0	0	
Philadelphia	18	4	5	9	8		0	0	0	0	0	
Phoenix	24	2	17	19	18		0	0	0	0	0	
Pittsburgh	30	7	13	20	22		6	1	3	4	21	
San Jose	36	10	15	25	10		12	4	2	6	0	
St. Louis	30	11	11	22	10		0	0	0	0	0	
Tampa Bay	16	3	4	7	10		0	0	0	0	0	
Toronto	16	4	5	9	4		6	0	2	2	2	
Vancouver	43	9	20	29	24		0	0	0	0	0	
Washington	29	8	10	18	8		0	0	0	0	0	
NHL Totals:	868	224	331	555	483		53	14	20	34	37	

NHL HIGHLIGHTS

FIRSTS:

First GP:..... 10/07/1995 vs CGY
First Asst: 10/17/1995 at WPG
First Goal:..... 11/19/1996 vs LA

MOSTS: MOST RECENTLY

Goals:.....3 (3X) 01/18/2008 vs LA
Assists:3 (6X) 12/16/2006 at PHX
Points:.....4 (3X) 01/11/2007 at COL (2G-2A)
SOG:.....9 (3X) 01/20/2001 vs FLA
PIM:.....17 (1X) 03/04/1998 at EDM
+/-:.....5 (1X) 12/13/2007 at TB

LONGEST PERSONAL STREAKS:

Goals:.....3 (10X) 02/12/2008 02/17/2008 (3G)
Assists:6 (4X)11/28/2006 12/12/2006 (7A)
Pts:.....9 (2X)11/22/2006 12/12/2006 (3G-10A)

CUPS: NONE

2007-08 HIGHLIGHTS

Finished 2nd on the team in goals (30), 3rd in points (65), and 5th in assists (35) which was his second best offensive output of his career ... registered his first multi-goal game of the season with two PPGs on Oct.4 PHI 3 @ CGY 2 ... had back-to-back two goal games when he netted two third period goals on Oct.6 VAN 4 @ CGY 3 (OT) - he is the only Flame to ever score two goals in each of the first two games of the season ... had his fourth multi-point game of the season, scored his 200th career goal, and his 500th career point, scored the game winning goal, had a Gordie Howe hat-trick as he registered Dustin Brown on Oct.18 LA 3 @ CGY 4, and was named as the games 1st star ... he has scored two goals in each of his first three home games ... registered his 300th career assists on Oct.20 EDM 1 @ CGY 4 ... played in his 800th career game and had a pair of assists on Oct.30 NSH 1 @ CGY 5 ... was runner-up for Flames Molsen Cup for the month of October (donating \$500 to Kids Cancer Care Foundation of Alberta) ... registered his first hat-trick as a Flame, and scored the game winning goal on Jan.18 LA 1 @ CGY 6 ... scored his 25th goal of the season on Feb.24 CGY 2 @ MIN 1 ... scored his 30th goal of the season on Apr.3 CGY 1 @ MIN 3 ... finished 4th in the Molsen Cup three-star standings ... **PLAYOFFS:** finished T-2nd on the team in goals (3), 2nd in power play goals (2), and T-3rd in points (5) while averaging 18:21 in ice time

CAREER HIGHLIGHTS

2006-07 Playing in his second season with the Flames, posted new career highs in points (77), goals (33), and assists (44) ... selected as Calgary's Masterton Trophy nominee ... had 18 MP games ... Flames were 20-6-3-1 when scoring ... registered 1+1 on Oct. 14 @ TOR (OTL 5-4) ... led the Flames in shots with 7 on Oct.19 @ BOS (L 3-2) ... hit the post on a penalty shot (Joseph) and added two assists on Oct.24 vs. PHX (W 6-1), was named the games 1st star ... scored one goal and added two assists, tied for the lead in shots with 5, tied for the lead with +2 on Nov.3 @ CLB (L/SO 5-4), and was named the games 1st star ... scored the game winning goal on Nov.10 vs. ANA (W 3-0) ... scored the game winning goal, led all Flames in shots with 5 on Nov.14 vs. STL (W 3-0) ... had a nine game points streak from Nov.22 - Dec.12 (3g, 10a) ... had a six game assist streak from Nov.28 - Dec.12 (2g, 7a) ... registered an assist on the game tying goal on Dec.1 vs. CLB (W 2-1) ... scored the game winning goal and added an assist, led all Flames with a +3 on Dec.5 vs. CAR (W 3-0), and was named the games 3rd star ... scored one goal and added an assist on Dec.12 vs. MIN (W 5-2), and was named the games 3rd star ... had his highest offensive output of the season with one goal and three assists on Dec.16 @ PHX (W 6-3), and was named the games 2nd star ... had his second consecutive game with 1+1 on Dec.12 vs. LA (W 6-4) ... scored the game winning goal on Jan.9 vs. MIN (W 3-0) ... had a four point night (2+2), including a short handed game winning goal on Jan.11 @ COL (W 4-1), and was named the games 2nd star ... scored a new career high with 28 goals on Mar.12 vs. STL (W 5-4) ... reached the 30 goal and the 70 point plateau for the first time in his career with a goal on Mar.20 vs. DET (W 2-1) ... scored a goal and added two assists for his third three point game of the season on Mar.31 @ VAN (W 3-2), and was named as the games 1st star ... **PLAYOFFS:** played in all six games vs. DET, and tied for the team lead in goals (2) and points (4) ... had his first multi-point game of the 2007 playoffs with a pair of power play goals (including the game winning goal) on Apr.19 vs. DET (W 3-2), and was named as the games 2nd star

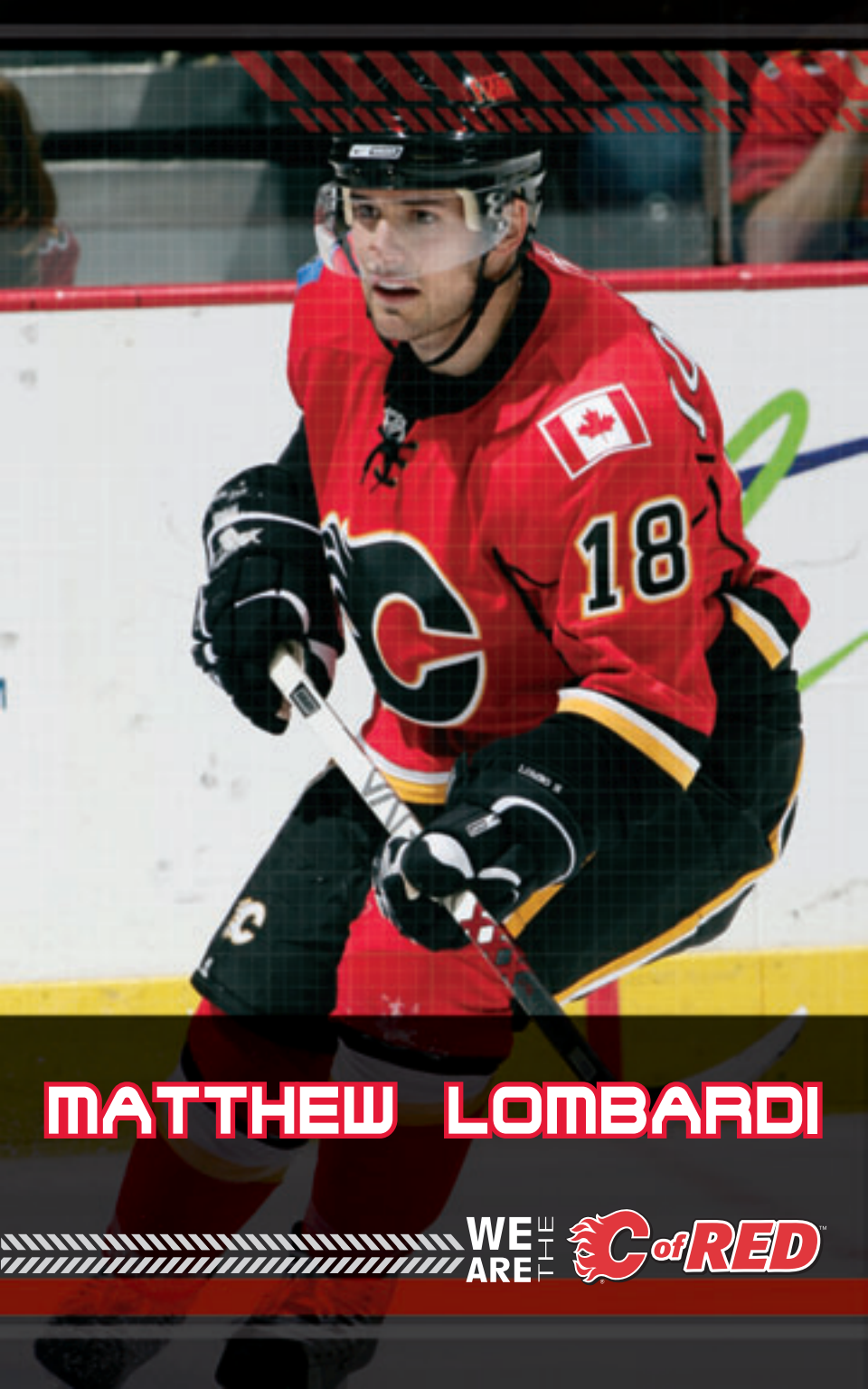
2005-06 Competed in his first season with the Flames posting 59 points (25g, 34a)...1st on team in assists, 2nd in goals, 2nd in points, 3rd in PP goals (11), T-1st in GW goals (7), T-1st in MP games (15) and 3rd in shots (171)...Has collected at least 50 points in each of the last six seasons...Flames were 17-5-1 when scoring...Notched 15 MP games - Flames were 13-2-0...Recorded 29 points on the PP and two SH assists...Set a new Flames record for the fastest goal at the start of a period (0:05) and added two assists on Apr. 11 vs. ANA...Played in his 700th NHL career game on Apr. 3 vs. DET...Scored a goal and added a PP assist (assist was his 400th NHL career point) on Mar. 19 at MIN...Scored a goal, added an assist and went +3 on Jan. 14 at MIN...Scored two PP goals on Dec. 31 vs. EDM...Posted a four game assist streak from Oct. 26-Nov. 1 (6a)...Scored the GW goal and his first assist with the Flames on Oct. 7 at CLB...Scored his first goal (Patosen) as a Flame in his first game with team on Oct. 5 at MIN...Averaged 18:06 of ice-time ... **PLAYOFF:** Played in all seven games vs. ANA scoring six points (1g, 5a) while averaging 19:41 of ice-time...T-2nd on team in points, T-1st in +/-(+4), 1st in assists and 2nd in shots (18)...Scored points in each of the first five games...Assisted OT winner in GM1, posted a SH assist in GM2, scored the opening goal on the PP in GM3, notched an assist in GM4 and two assists in GM5 (one PP and one on the GW goal) Has collected at least 50 points in each of the last six seasons ... in his three seasons as a Coyote, played in 243 of 246 possible games...**2004-05:** Did not play due to NHL work stoppage...**2003-04:** In his 9th NHL season, played in 81 games for PHX, registering 52 points (21g, 31a) and 40 PIMs ... ranked 2nd among Coyotes forwards in average ice-time (21:07) ... finished T-2nd on team in points, +/- (+4) and GWG (2); 3rd in goals (21) and assists (31); 2nd in shots (174) and shooting % (12.1) ... led team in faceoffs taken (1472) ... had 12 MP games ... played in his 600th NHL game vs. NYI on Feb. 13 ... registered a four-game point streak (2-3-5), Jan. 24-31 ... played in his 200th career game as a Coyote (1g, 1a) at DAL on Jan. 2 ... recorded 1g, 1a (GWG), including 200th NHL assist on Dec. 10 vs. DAL ... posted a six-game assist streak (1g, 8a, +7) from Nov. 8-19, the longest by a Coyote during the season ... recorded season high three assists and +4 on Nov. 19 vs. STL ... served as team's assistant captain all season ... only missed one game on season due to birth of his child (Colton) on Feb. 16 at STL... **2002-03** - led entire NHL in total faceoffs taken (1,972) ... led all Coyotes forwards in average TOI (20:59) ... led team in +/- (+20), a new career high ... led Coyotes in SHG and SH points (2g, 1a) ... finished 4th on team in goals, assists and points ... one of only three Coyotes to play in all 82 games ... the Coyotes were 23-8-5-2 when he registered a point (11-3-2-0 with a goal) ... served as team's assistant captain for season's last four weeks ... registered his 300th NHL point on Apr. 2 vs. EDM ... only Coyotes player to record a hat trick in NHL at EDM on Jan. 24 ... played in his 500th NHL game (2g, 1a, 100th NHL goal, GWG in OT) on Dec. 30 vs. VAN ... **2001-02** - led Coyotes in assists, points, SH points, MP games (18), takeaways and faceoffs taken; 2nd in goals; T-3rd in PPG; and 3rd in PP assists (12) and +/- (+18) ... set career highs in goals and points ... collected 32 points (14g, 18a) and +14 in his last 7 GP ... ranked T-4th in NHL in SH points (3-2-5) ... led Coyotes forwards in average TOI (19:10) ... T-11th in NHL in takeaways among forwards ... the Coyotes were 24-6-5-2 when he registered a point (16-3-1-1 with a goal) ... six-game point streak (3-5-8) from Mar. 15-24 ... runner-up for NHL Player of the Month for February (8 GP, 5g, 7a=12 pts, +6); T-1st in NHL for most points during the month ... missed two games with fractured toe ... posted his 200th NHL point on Nov. 23 at MIN ... played in his 400th NHL game on Nov. 13 vs. EDM ... 1st career hat trick (1st points as a Coyote) on Oct. 13 vs. WSH ... **PLAYOFFS:** played 1st playoff game as a Coyote at SJ on Apr. 17 ... led Coyotes in faceoff win % (53.3) and average ice-time among forwards (21:05) ... scored 1st playoff goal as a Coyote at SJ on Apr. 20 ... **2000-01** - led PHL in takeaways (63); 2nd in assists; and 4th in points, shots (190) and average ice-time among forwards (18:37) ... set career high in assists ... missed game vs. CGY on Mar. 8 ending his 22 consecutive games played streak (tied for NHL's 5th longest active streak at that time) ... missed 11 games with foot fracture ... nine-game point streak (2-7-9) from Feb. 1-22 ... six-game point/assist streak (2g, 11a) from Dec. 13-27 ... notched his 100th NHL assist on Dec. 27 at FLA ... set season high in single game ice time with 29:09 on Apr. 7 vs. PIT ... **PLAYOFFS:** led all Flyers in assists, points and faceoffs taken (124); T-2nd in goals and PP points (1g, 1a); 2nd among forwards in ice time (20:16) ... four-game point streak (2-4-6) from Apr. 14-19...**1999-00** - ranked 4th in NHL with 93 takeaways ... tied for team lead in GWG (7) ... one of three Flyers to play all 82 games ... six-game point streak (1-9-10) from Oct. 26-Nov. 6 ... posted his 100th NHL point on Nov. 11 vs. CAR ... **PLAYOFFS:** set career highs in games played, goals, assists, points and PIM as Flyers reached Eastern Conference Finals vs. eventual Stanley Cup Champions (NJ) ... T-1st on club in GWG (2); T-3rd in 5 goals (one shy of team lead) ... averaged 20:03 per game, 4th among team forwards ... ranked 2nd on Flyers in faceoffs taken (310) ... missed two games with concussion ... scored 2 goals (including GWG) in CQF series-clinching win vs. BUF on Apr. 20 ... **1998-99** - split season between PHI and TB ... traded to PHI (with Mikael Renberg) by TB for Chris Gratton and Mike Sillinger, Dec. 12, 1998 ... earned Pelle Lindbergh Memorial Trophy as most improved Flyer ... played in his 200th NHL game at COL on Feb. 14 ... **PLAYOFFS:** played six games with PHI (2a) ... **1997-98** - led TB centres with 22 points (8g, 14a) ... played in his 100th NHL game on Nov. 14 vs. NYI ... **1996-97** - tied record for most goals by a Lightning rookie (15) ... named NHL Rookie of the Month for Feb. ... named NHL Player of the Week (Feb. 17-23) with six points (2g, 4a) in four GP ... appeared in two games for Adirondack (AHL) ... **1995-96** - appeared in his first four NHL games with Tampa Bay before being reassigned to Tri-City (WHL)

INTERNATIONAL HIGHLIGHTS

Played on Canada's World Junior Championship team in Boston, winning gold ... had three goals and three assists in five games ... was a linemate of Calgary captain Jarome Iginla

INTERNATIONAL HIGHLIGHTS

Played in 246 WHL career games with the Tri-City Americans of the WHL posting 378 points (159g, 219a) ... **1995-96** - appeared in his first four NHL games with TB before being reassigned to Tri-City (WHL) ... named to WHL West Second All-Star Team ... runner-up for WHL Top Prospect Award ... finished his junior career as Tri-City's all-time leader in goals, playoff goals (29), playoff assists (30) and playoff points (59) ... concluded his Tri-City career with 159-219-378 in 245 games over 4 seasons...Ranked 1st on Tri-City in assists and 2nd in points...Led Tri-City in playoff goals and points...**1994-95** - became 1st ever Tri-City player to win WHL scoring title, recording a club-record 140 points in 72 GP ... led entire Canadian Hockey League with 67 goals and 140 points ... tied for Tri-City lead in playoff goals and points; 1st in PIM ... finished 3rd in WHL playoff scoring with 27 points in 17 GP ... named Tri-City MVP ... runner-up for WHL Player-of-the-Year award ... appeared in CHL's 1995 All-Star Game (3 points) ... named to CHL First All-Star Team and WHL West First All-Star Team...**1993-94** - led Tri-City in goals, assists and points ... named team MVP ... 1992-93 - played in his first full season in the WHL posting 64 points in 64 games ... **1991-92** - made his WHL debut playing in one game with Tri-City



MATTHEW LOMBARDI

WE ARE THE 



18 MATTHEW LOMBARDI - C

BORN: Montreal, PQ
DATE: March 18, 1982
HEIGHT: 6'0"
WEIGHT: 188 lbs.
SHOOTS: Left

HOW ACQUIRED: 3rd round, 90th overall, in the 2002 Entry Draft

CAREER RECORD

Season	Club	Lea.	REGULAR SEASON					PIM	PLAYOFFS				
			GP	G	A	PTS			GP	G	A	PTS	PIM
1997-98	Gatineau	QAAA	42	10	13	23		-	13	4	7	11	-
1998-99	Victoriaville	QMJHL	47	6	10	16		8	5	0	0	0	0
1999-00	Victoriaville	QMJHL	65	18	26	44		28	6	0	0	0	6
2000-01	Victoriaville	QMJHL	72	28	39	67		66	13	12	6	18	10
2001-02	Victoriaville	QMJHL	66	57	73	130		70	22	*17	18	35	18
2002-03	Saint John	AHL	76	25	21	46		41	-	-	-	-	-
	Canada	SWE Games	4	0	1	1		0	-	-	-	-	-
2003-04	Calgary	NHL	79	16	13	29		32	13	1	5	6	4
2004-05	Lowell	AHL	9	3	1	4		9	11	0	3	3	16
2005-06	Calgary	NHL	55	6	20	26		48	7	0	2	2	2
	Omaha	AHL	1	1	1	2		0	-	-	-	-	-
2006-07	Calgary	NHL	81	20	26	46		48	6	1	1	2	0
2007-08	Calgary	NHL	82	14	22	36		67	7	0	0	0	4
TOTALS			NHL	297	56	81	137	195	33	2	8	10	10
			AHL	86	29	23	51	50	11	0	3	3	16
			QMJHL	250	109	148	257	172	46	29	24	53	34

LOMBARDI VS. NHL

TEAM	Regular Season					Playoffs				
	GP	G	A	PTS	PIM	GP	G	A	PTS	PIM
Anaheim	15	2	5	7	8	7	0	2	2	2
Atlanta	3	1	1	2	0	0	0	0	0	0
Boston	3	0	4	4	2	0	0	0	0	0
Buffalo	3	0	0	0	2	0	0	0	0	0
Carolina	3	0	1	1	2	0	0	0	0	0
Chicago	15	5	5	10	16	0	0	0	0	0
Columbus	14	3	4	7	10	0	0	0	0	0
Colorado	26	6	9	15	12	0	0	0	0	0
Dallas	15	4	4	8	12	0	0	0	0	0
Detroit	14	2	2	4	8	12	1	3	4	2
Edmonton	28	7	10	17	21	0	0	0	0	0
Florida	3	0	0	0	0	0	0	0	0	0
Los Angeles	15	3	3	6	12	0	0	0	0	0
Minnesota	27	2	10	12	14	0	0	0	0	0
Montreal	4	2	1	3	2	0	0	0	0	0
New Jersey	2	0	0	0	0	0	0	0	0	0
NY Islanders	3	0	1	1	2	0	0	0	0	0
NY Rangers	3	1	1	2	2	0	0	0	0	0
Nashville	14	4	2	6	10	0	0	0	0	0
Ottawa	3	0	2	2	0	0	0	0	0	0
Philadelphia	2	0	0	0	2	0	0	0	0	0
Phoenix	14	0	4	4	8	0	0	0	0	0
Pittsburgh	2	0	0	0	2	0	0	0	0	0
San Jose	14	3	4	7	16	7	0	0	0	4
St. Louis	14	3	2	5	12	0	0	0	0	0
Tampa Bay	3	0	0	0	0	0	0	0	0	0
Toronto	4	1	1	2	0	0	0	0	0	0
Vancouver	28	6	5	11	14	7	1	3	4	2
Washington	3	1	0	1	6	0	0	0	0	0
NHL Totals	297	56	81	137	195	33	2	8	10	10

NHL HIGHLIGHTS

FIRSTS:

First GP:..... 10/09/2003 at VAN
First Asst: 10/11/2003 vs SJ
First Goal: 10/21/2003 at MIN

MOSTS: MOST RECENTLY

Goals:.....3 (1X) 11/12/2003 at CHI
Assists: 2 (7X) 04/01/2008 at EDM
Points:..... 4 (1X) 11/12/2003 at CHI (3G-1A)
SOG:..... 7 (1X) 11/10/2007 CGY vs EDM
PIM:..... 5 (1X) 02/09/2008 CGY vs EDM
+/-:..... 3 (1X) 12/18/2003 CGY at BOS

LONGEST PERSONAL STREAKS:

Goals:..... 2 (8X) 03/29/2008 03/30/2008 (2G)
Assists: 3 (2X) 02/22/2007 02/26/2007 (3A)
Pts:..... 6 (1X) 10/12/2006 10/28/2006 (3G-5A)

CUPS: NONE

2007-08 HIGHLIGHTS

Led the team in short handed goals (2), finished 3rd in game winning goals (4), 6th in scoring (36) and goals (14), and T-7th in assists (22) ... registered six multi-point games ... had a team high +2 and registered his first multi-goal performance of the season, including the game tying and game winning goals on Oct.12 @ DAL 3-2 W (OT) ... scored the Flames first short handed goal of the year on Oct.13 CGY 7 @ NSH 4 ... scored the game winning goal and added an assist on Oct.30 NSH 1 @ CGY 5 ... had his first NHL career fight (vs. Smid) on Feb.9 EDM 1 @ CGY 4 ... scored the game winner while short-handed on Mar.10 STL 3 @ CGY 7 ... registered a pair of assists for the first time this season on Apr.1 CGY 3 @ EDM 2 ... **PLAYOFFS:** played in all seven playoff games registering four penalty minutes and averaging 7:38 of ice time

CAREER HIGHLIGHTS

2006-07: Played in his third season in the NHL setting new career highs in goals (20), assists (26), and points (46) ... had 8 MP games ... tied for 5th in NHL shorthanded goals (4) ... had a career high six game point streak from Oct.12-28 (3g, 5a) ... scored two goals, including his 4th short handed goal of the season on Jan.2 vs. VAN (L 3-2), and was named the games 1st star ... registered the game winning goal (5th of the season) and one assist on Jan.20 @ EDM (W 4-0), and was named the games 3rd star ... scored a season high two goals on Feb.15 vs. COL (L 7-5) ... played his 200th career game on Mar.6 @ STL (W 4-2) ... scored his 20th goal of the season on Mar.15 @ DAL (L 4-2) ... scored his 100th career point on Mar.25 vs. CHI (W 3-2) ... scored the games first goal on the power play on Apr.17 vs. DET (W 3-2), and was named as the games 1st star ... **PLAYOFFS:** played in all six games vs. DET posting two points (1g, 1a) and averaged 15:19 of ice-time ... **2005-06:** Played in his second season in the NHL scoring 26 points (6g, 20a) in 55 games while also playing one game with Omaha (AHL) ... led the Flames with two SH goals ... posting six points (1g, 5a) on the PP and two SH goals ... Flames were 5-1-0 when scoring ... posted three MP games – Flames were 2-0-1 ... assisted the GW goal on Apr. 7 vs. MIN ... scored a SH/penalty shot goal (his 1st career penalty shot) and added a PP assist on Mar. 31 vs. COL ... assisted the GW goal on Mar. 13 vs. COL ... scored the GW goal on Feb. 6 at SJ ... scored in the shoot-out on Jan. 20 at STL ... posted two assists on Jan. 23 at EDM ... assisted the GW goal in his 100th NHL career game on Jan. 19 vs. MTL ... assisted the GW goal on Jan. 14 at MIN ... scored the GW goal on Jan. 2 vs. CHI ... scored a SH goal on Dec. 31 vs. EDM ... recorded two assists on Oct. 13 vs. DAL ... posted an assist on Oct. 9 at DET ... averaged 14:08 of ice-time ... missed 24 games due to injury ... played one game with Omaha while on a conditioning assignment on Dec. 14 vs. Milwaukee scoring one goal and adding an assist ... **PLAYOFFS:** played in all seven games vs. ANA posting two assists and averaged 15:50 of ice-time ... assisted the opening goal in GM1 vs. ANA on Apr. 21 ... posted SH assist on the opening goal in GM5 vs. ANA on Apr. 29 ... **2004-05:** - played in nine games with Lowell of the AHL posting three goals and one assist while adding nine PIMs ... scored one SH goal on the season ... missed the majority of the season recovering from an injury suffered during the second round of the 2004 NHL playoffs ... **PLAYOFFS:** made his AHL post season debut appearing in all 11 games with Lowell ... posted three assists in the playoffs ... **2003-04:** - made his NHL debut playing in 79 games with the Flames posting 29 points (16g, 13a) with four GW goals, two SH goals and three PP goals ... finished T-7th on the team in points (29), 6th in goals ... posted 12 points (5g, 7a) at home and 17 (11g, 6a) on the road ... posted six (3g, 3a) points on the PP and scored two SH goals ... Flames were 9-1-1-1 when scoring a goal ... notched six MP games (team was a perfect 6-0-0-0 during these games) ... scored two goals (including the GW goal) on Apr. 2 at LA ... scored the GW goal on Mar. 18 vs. CLB ... scored two goals on Jan. 13 vs. NSH ... posted two assists on Dec. 23 vs. EDM ... scored the GW/SH goal on Dec. 19 at CLB ... recorded two assists on Dec 18 vs. BOS ... scored his first career hat-trick with an EV, PP and SH goal while also adding an assist on Nov. 12 at CHI ... switched to #18 from #49 on Nov. 1 ... scored his first NHL career goal (Roloson) and MP game (1g, 1a) on Oct. 21 at MIN ... posted his first NHL career point/assist with a PP assist on Oct. 11 vs. SJ ... played in his first NHL career game on Oct. 9 at VAN ... averaged 14:26 of ice-time ... played in the 2004 YoungStars on the Western Conference Team ... **PLAYOFFS:** made his NHL playoff debut appearing in 13 games ... scored four points (1g, 3a) in the seven games in Round 1 vs. VAN ... scored the GW goal (his 1st NHL career playoff goal) in Game 2 at VAN on Apr. 9 ... posted a PP assist in his first NHL playoff game on Apr. 7 at VAN ... posted two assists in six games vs. DET ... averaged 14:46 minutes of ice-time during the playoffs ... missed the final 13 playoff games due to an injury suffered in Game 6 vs. DET ... **2002-03:** - appeared in his first professional season posting 46 points (25g, 21a) and 41 penalty minutes with Saint John (AHL) ... finished third on the team in points (46), second in goals (25), tied for fourth in assists (21), second in PP goals (7), first in GW goals (5), tied for second in SH goals (1) and fourth in shots (177) ... scored GW goals on Oct. 25 vs. Hamilton, Nov. 12 at Albany, Nov. 27 at St. John's, Mar. 19 at Hamilton and Apr. 6 at Portland ... posted three assists on Jan. 15 at St. John's (tied for first on team for most assists in a game in 2002-03) ... recorded ten MP games including four, three point games: Nov. 12 at Albany (1g, 2a), Nov. 22 at Manitoba (2g, 1a), Nov. 23 at Manitoba (2g, 1a) and Jan. 15 at St. John's (3a) ... posted five multiple games and three multiple assist games ... missed only four games during season when participating in the Sweden Games with Team Canada ... re-entered the 2002 NHL Entry Draft - originally EDM's 7th choice, 215th overall, in the 2000 Entry Draft

INTERNATIONAL HIGHLIGHTS

2007 – won a gold medal with Team Canada at the IIHF World Championships, finished amongst the top scorers in the tournament in goals (6) – 3rd, points (12) – 4th, and was named as one of Canada's "Top Three Players" as selected by the coaches... **2002** – posted one assist in four games with Team Canada at the Sweden Games.


JUNIOR HIGHLIGHTS

Had his jersey retired by the Victoriaville Tigres in 2007 ... Played in four seasons in the QMJHL the Victoriaville Tigres posting 257 points (109g, 148a) in 250 games ... **2001-02** – led the Victoriaville with 130 points in 66 games ... finished first on the team in points (130), goals (57) and third in assists (73) ... was second in the league in points (130) and tied for first in goals (57) ... was named on the team in playoff points (35) and first in goals (17) playing in all 22 post season games with the QMJHL Champions ... second to the Memorial Cup All-Star Team ... **2000-01** – appeared in his third season in the QMJHL scoring 28 goals and adding 39 assists for 67 points in 72 games ... added 18 playoff points (12g, 6a) in 13 post season games ... **1999-00** – scored 44 points (18g, 26a) in 65 games with Victoriaville ... **1998-99** – appeared in his rookie season in the QMJHL posting 16 points (6g, 10a) in 47 games)



CURTIS McELHINNEY

WE ARE THE **C of RED**



1 CURTIS McELHINNEY - G

BORN: London, ON
DATE: May 23, 1983
HEIGHT: 6'2"
WEIGHT: 194 lbs.
CATCHES: Left

HOW ACQUIRED: 6th round, 176th overall, in the 2002 Entry Draft

CAREER RECORD

			REGULAR SEASON								PLAYOFFS						
Season	Club	Lea.	GP	W	L	T	MINS	GA	SO	GAA	GP	W	L	MINS	GA	SO	GAA
2001-02	Colorado Col.	WCHA	9	6	0	1	441	15	1	2.04	-	-	-	-	-	-	-
2002-03	Colorado Col.	WCHA	*37	*25	6	5	*2147	85	4	2.37	-	-	-	-	-	-	-
2003-04	Colorado Col.	WCHA	19	10	6	1	1015	41	2	2.42	-	-	-	-	-	-	-
2004-05	Colorado Col.	WCHA	26	*21	4	1	1550	58	2	2.24	-	-	-	-	-	-	-
2005-06	Omaha	AHL	33	9	14	2	1621	68	3	2.52	-	-	-	-	-	-	-
2006-07	Omaha	AHL	57	35	17	1	3181	113	7	2.13	5	2	3	311	11	0	2.12
2007-08	Quad City	AHL	41	20	18	2	2320	88	3	2.28	-	-	-	-	-	-	-
	Calgary	NHL	5	0	2	0	150	5	0	2.00	-	-	-	-	-	-	-
TOTALS		NHL	5	0	2	0	150	5	0	2.00	-	-	-	-	-	-	-
		AHL	141	64	49	5	7122	269	13	2.27	5	2	3	311	11	0	2.12
		WCHA	91	62	16	8	5153	199	9	2.32	-	-	-	-	-	-	-

McELHINNEY VS. NHL

TEAM	Regular Season							Playoffs			
	GP	W	L	OT	SO	GA	GAA	GP	W	L	SO GA GAA
DET	1	0	1	0	0	2	2.21				-----
NSH	1	0	0	0	0	0	0				-----
SJS	1	0	0	0	0	1	2.50				-----
STL	1	0	1	0	0	2	2.03				-----
VAN	1	0	0	0	0	0	0.00				-----
Total	5	0	2	0	0	5	2.00				

NHL CAREER

GAME	GP	GS	SEC	MIN	AVG	W	L	OT	ENG	SHO	GA	SOG	SV%
10/22/07	SJ @ CGY	1	1418	24	2.50	1	2	50					
11/25/07	CGY @ STL	2	1	3533	59	2.17	L	1	2	17	84.2		
11/27/07	CGY @ DET	3	2124	35	2.54	L	2	20	87.2				
12/27/07	CGY @ VAN	4	781	13	2.29	87.2							
01/15/08	CGY @ NSH	5	1139	19	2.00	12 90.2							
Total	5	0	2	0	0	5	2.00						

2007-08 HIGHLIGHTS

Returned to the line-up on Oct.13 CGY 7 @ NSH 4 after missing three games with a knee injury to start the season ... played in his first NHL game playing 23 minutes and allowing one goal on Oct.22 SJ 4 @ CGY 1... reassigned to Quad City on Oct.23 ... recalled to Calgary on Nov.19 ... made his first NHL start on Nov.25 CGY 0 @ STL 3 making 15 saves, and was named as the games 3rd star ... played 35 minutes in relief making 18 saves on 20 shots on Nov.27 CGY 3 @ DET 5 ... reassigned on Jan.16 to Quad City ... recalled to Calgary on Apr.15 ... **QUAD CITY HIGHLIGHTS:** Finished the season with three shutouts, an impressive .911 save percentage, and 20 wins in 41 games ... T-7th in the AHL in goals against average (2.28) ... made his Quad City Flames debut on Oct. 24th in Milwaukee ... recorded his first win as a Quad City Flame on Oct. 9th in a 4-1 win vs. Houston ... earned first star honors, while establishing a franchise record with 37 saves, in a 3-1 win over Grand Rapids on Nov. 13th ... played his 100th career AHL game on Nov. 15th vs. Lake Erie ... earned the first shutout in Quad City Flames history after making 27 saves on Nov. 17th vs. Iowa and earned first star honors in the win ... one of four Quad City Flames recalled to Calgary on April 15th following the conclusion of the AHL regular season

CAREER HIGHLIGHTS

2006-07: Holds the Omaha Ak-Sar-Ben Knights franchise record for goaltender victories with 44 ... and was named to the AHL Canadian All-Star Team during the 2005-06 season ... tied for the AHL lead in shutouts (7) ... finished second amongst AHL goalies in goals against average (2.13) ... ranked 3rd in the AHL in wins (35) ... recorded the fourth highest minutes played total (3180 minutes) amongst AHL goalies ... was the AHL Goaltender of the Month in April after going 6-0-1 with a 1.26 goals against average and a .940 save percentage ... made 12 saves on April 6th vs. San Antonio to earn his 7th shutout of the year ... tied a season high with 39 saves vs. Chicago on March 16th ... named the AHL Player of the Week (Feb. 19th through 25th) for the second time during the 2006-07 season after going 3-0-0 with two shutouts, a 0.97 goals against average and a .969 save percentage during the week ... recorded back-to-back shutouts on Feb. 23rd vs. Milwaukee and Feb. 24th vs. Chicago ... shutout Grand Rapids following a season-high 39 saves on Jan. 12th ... recorded back-to-back shutouts vs. Houston on Dec. 2nd and 7th ... recorded his first shutout of the year with a 27 save performance vs. Syracuse on Oct. 20th ... **PLAYOFFS:** played in five of the six games vs. Iowa ... registering a 2.12 GAA and a 2-3 record **2005-06:** played in 33 games for the Omaha Ak-Sar-Ben Knights (AHL) registering a 2.52 GAA and a 9-14 record along with 3 shutouts.

COLLEGE HIGHLIGHTS

Played 90 collegiate games at Colorado College with a record of 62-15-8 during his college career ... selected by the Calgary Flames in the 6th Round (176th Overall) of the 2002 NHL Entry Draft.

WE
ARE





DAVID MOSS

WE ARE THE C of RED™



25 DAVID MOSS - RW

BORN: Livonia, MI
DATE: December 28, 1981
HEIGHT: 6'3"
WEIGHT: 204 lbs.
SHOOTS: Right

HOW ACQUIRED: 7th round, 220th overall, in the 2001 Entry Draft

CAREER RECORD

Season	Club	Lea.	REGULAR SEASON					PIM	PLAYOFFS				
			GP	G	A	PTS			GP	G	A	PTS	PIM
1999-00	Catholic Central	HS	28	18	20	38	20		-	-	-	-	-
2000-01	St. Louis	NAJHL	9	2	2	4	2		-	-	-	-	-
	Cedar Rapids	USHL	51	20	18	38	14		4	0	1	1	2
2001-02	U. of Michigan	CCHA	43	4	9	13	10		-	-	-	-	-
2002-03	U. of Michigan	CCHA	43	14	17	31	37		-	-	-	-	-
2003-04	U. of Michigan	CCHA	38	8	12	20	18		-	-	-	-	-
2004-05	U. of Michigan	CCHA	38	10	20	30	26		-	-	-	-	-
2005-06	Omaha	AHL	63	21	27	48	28		-	-	-	-	-
2006-07	Omaha	AHL	28	9	12	21	22		-	-	-	-	-
	Calgary	NHL	41	10	8	18	12		6	0	1	1	0
2007-08	Calgary	NHL	41	4	7	11	10		5	1	1	2	4
TOTALS			NHL	82	14	15	29	22	11	1	2	3	4
			AHL	91	30	39	69	50	-	-	-	-	-
			CCHA	162	36	58	94	91	-	-	-	-	-
									-	-	-	-	-

MOSS VS. NHL

TEAM	Regular Season					Playoffs				
	GP	G	A	PTS	PIM	GP	G	A	PTS	PIM
Anaheim	2	0	0	0	0	0	0	0	0	0
Atlanta	1	0	0	0	0	0	0	0	0	0
Buffalo	1	1	0	1	0	0	0	0	0	0
Chicago	4	0	0	0	0	0	0	0	0	0
Columbus	4	0	1	1	4	0	0	0	0	0
Colorado	11	3	2	5	2	0	0	0	0	0
Dallas	5	0	0	0	0	0	0	0	0	0
Detroit	4	0	1	1	0	6	0	1	1	0
Edmonton	11	1	0	1	2	0	0	0	0	0
Florida	1	1	0	1	0	0	0	0	0	0
Los Angeles	6	1	4	5	4	0	0	0	0	0
Minnesota	10	1	2	3	4	0	0	0	0	0
Nashville	5	0	3	3	2	0	0	0	0	0
Phoenix	2	1	0	1	0	0	0	0	0	0
San Jose	3	0	0	0	2	5	1	1	2	4
St. Louis	3	1	1	2	0	0	0	0	0	0
Tampa Bay	1	0	0	0	0	0	0	0	0	0
Vancouver	8	4	1	5	2	0	0	0	0	0
NHL Totals:	82	14	15	29	22	11	1	2	3	4

NHL HIGHLIGHTS

FIRSTS:

First GP: 12/19/2006 at LA
 First Goal: 12/19/2006 at LA
 First Asst: 01/15/2007 at NSH

MOSTS: MOST RECENTLY

Goals: 1 (14X) 04/05/2008 at VAN
 Assists: 2 (2X) 01/30/2007 vs LA
 Points: 2 (4X) 04/05/2008 at VAN (1G-1A)
 SOG: 6 (1X) 03/03/2007 at EDM
 PIM: 2 (11X) 04/01/2008 at EDM
 +/-: 3 (1X) 04/05/2008 at VAN

LONGEST PERSONAL STREAKS:

Goals: 3 (1X) 12/19/2006 12/27/2006 (3G)
 Assists: 2 (3X) 01/18/2008 01/22/2008 (2A)
 Pts: 3 (3X) 01/16/2008 01/22/2008 (1G-2A)

CUPS: NONE

2007-08 HIGHLIGHTS

Played in 41 games after suffering through an injury plagued season ... registered four goals and seven assists along with ten minutes in penalties ... returned to action after missing the first two games of the season with a shoulder injury on Oct.10 CGY 2 @ DET 4 ... had his first point of the season with an assist on Oct.16 CGY 4 @ COL 5 SOL ... left the game with a head injury on Oct.20 EDM 1 @ CGY 4 ... earned an assist setting up former college team-mate Eric Nystrom on his 1st NHL goal on Oct.30 NSH 1 @ CGY 5 ... left the game with a leg injury on Dec.1 CLB 4 @ CGY 3 OT ... missed 19 games with a leg injury, returned Jan.15 ... scored his second goal of the season on Jan.16 CGY 3 @ MIN 2 (SO) ... scored his 3rd goal of the season on Mar.30 CGY 2 @ VAN 6 ... registered his first multi-point game of the season with a goal and an assist on Apr.5 CGY 7 @ VAN 1 ... **PLAYOFFS:** played in five playoff games registering two points (1+1) including scoring his first career playoff goal on Apr.17 CGY 3 @ SJ 4

CAREER HIGHLIGHTS

2006-07: In his rookie NHL season, played in 41 games notching 10 goals, 8 assists for 18 points and 12 PIMs ... Recalled from Omaha on Dec.19 ... played his first NHL game and scored the game winning goal on his first shot on net on Dec.19 @ LA (W 5-3) ... reassigned to Omaha on Dec.22 ... recalled from Omaha on Dec.26 ... scored his 2nd career goal, in his 2nd career game, on his 2nd career shot on net on Dec.26 vs. VAN (L 3-1) ... set a new Calgary Flames record as the only rookie to score in his first three games on Dec.27 @ VAN (OTL 6-5) ... scored the game tying goal with 1:38 remaining on Jan.4 vs. FLA (W/OT 5-4) ... scored one goal on Jan.11 @ COL (W 7-3) ... had his first multi-point game of his NHL career and registered his first ever NHL assist on Jan.15 @ NSH (L 5-3) ... reassigned to Omaha on Jan.21 ... recalled from Omaha on Jan.25 ... registered two assists for the second time this season on Jan.30 vs. LA (W 4-1) ... scored a power play goal on Feb.10 @ BUF (L/SO 3-2) ... missed three games with facial injuries (Feb.20-24) ... scored in his first game back on Feb.26 vs. PHX (W 5-2) ... scored his 8th goal of the season, had a career high 6 shots, and tied a career high with a +2 on Mar.3 @ EDM (W 4-2) ... tied a career high with two points (1+1) on Mar.12 vs. STL (W 5-4 SO), and was named as the games 3rd star ... returned after missing six games on Apr.3 vs. COL (L 4-3) ... scored his 10th goal of the season to lead all rookies on the Flames in goals and points (18) on Apr.8 @ COL (L 6-3) ... **PLAYOFFS:** Played in all six games vs. DET ... scored his first career playoff point with an assist on Apr. 17 (W 3-2) **2005-06:** Led the Ak-Sar-Ben Knights' in rookie scoring netting 21 goals, 27 assists for 48 points ... led the team with 16 PP goals and six first goals ... scored his first two pro goals in the same game against Houston on October 18 ... set a team record by scoring goals in five straight games from February 16-24 ... matched a team high with four points (2g, 2a) vs. Houston on March 12 ... missed the final 15 games of the regular season with an injury

COLLEGE HIGHLIGHTS

2004-05 - received U-M's Howard Colby Award for sportsmanship ... Set career highs in assists (20), game-winning goals (2) and tied power-play goals (4) ... ended career with 21 multi-point games ... Notched 50th career assist at Notre Dame (Dec. 4) ... Richard Yarmain Scholarship for Men's Ice Hockey ... **2003-04** - missed five contests in December with a high ankle injury, the first games he sat out in his college career ... appeared in his 100th game for U-M against Wisconsin on Nov. 28 ... Jack Roth Scholarship for Men's Ice Hockey ... **2002-03** - received the Alton D. Simms Trophy as the Wolverines' most improved player ... ranked 5th on the team in points with 31 (14g, 17a) ... Harry and Ruth MacDuff Scholarship for Ice Hockey ... **2001-02** - recipient of the Howard Colby Award, given to the player who exhibited the best sportsmanship ... one of four players and two freshmen to skate in all 44 games ... Netted first career goal for his first collegiate point in 6-3 win over No. 6 Providence in the semifinals of the Maverick Stampede (Oct. 12) ... Vic Heyliger Champions Scholarship for Ice Hockey.



ERIC NYSTROM

WE ARE THE C of RED™



23 ERIC NYSTROM - LW

BORN: Syosset, NY
DATE: February 14, 1983
HEIGHT: 6'1"
WEIGHT: 199 lbs.
SHOOTS: Left

HOW ACQUIRED: 1st round, 10th overall, in the 2002 NHL Entry Draft

CAREER RECORD

Season	Club	Lea.	REGULAR SEASON					PLAYOFFS				
			GP	G	A	PTS	PIM	GP	G	A	PTS	PIM
1999-00	Team USA	USDP-17	55	7	16	23	57	-	-	-	-	-
2000-01	Team USA	USDP-18	66	15	17	32	102	-	-	-	-	-
2001-02	U. of Michigan	CCHA	40	18	13	31	42	-	-	-	-	-
	United States	WJC	7	0	0	0	0	-	-	-	-	-
2002-03	U. of Michigan	CCHA	39	15	11	26	24	-	-	-	-	-
	United States	WJC	7	1	2	3	2	-	-	-	-	-
2003-04	U. of Michigan	CCHA	43	10	12	22	50	-	-	-	-	-
2004-05	U. of Michigan	CCHA	38	13	19	32	33	-	-	-	-	-
2005-06	Calgary	NHL	2	0	0	0	0	-	-	-	-	-
	Omaha	AHL	78	15	18	33	37	-	-	-	-	-
2006-07	Omaha	AHL	12	2	0	2	0	5	0	0	0	2
2007-08	Quad City	AHL	18	4	3	7	15	-	-	-	-	-
	Calgary	NHL	44	3	7	10	48	7	0	0	0	2
TOTALS			NHL	46	3	7	10	48	7	0	0	2
			AHL	108	21	21	44	52	5	0	0	2
			CCHA	160	56	55	111	149	-	-	-	-

NYSTROM VS. NHL

TEAM	Regular Season					Playoffs				
	GP	G	A	PTS	PIM	GP	G	A	PTS	PIM
Anaheim	3	0	1	1	5	0	0	0	0	0
Atlanta	1	0	0	0	0	0	0	0	0	0
Carolina	1	0	0	0	0	0	0	0	0	0
Chicago	3	0	0	0	5	0	0	0	0	0
Columbus	3	0	1	1	7	0	0	0	0	0
Colorado	5	0	1	1	7	0	0	0	0	0
Dallas	2	0	0	0	0	0	0	0	0	0
Detroit	2	0	0	0	2	0	0	0	0	0
Edmonton	3	0	2	2	5	0	0	0	0	0
Florida	1	0	0	0	0	0	0	0	0	0
Los Angeles	1	0	0	0	0	0	0	0	0	0
Minnesota	2	0	0	0	5	0	0	0	0	0
New Jersey	1	0	0	0	5	0	0	0	0	0
NY Rangers	1	0	0	0	0	0	0	0	0	0
Nashville	2	1	0	1	0	0	0	0	0	0
Phoenix	2	0	0	0	0	0	0	0	0	0
Pittsburgh	1	0	0	0	0	0	0	0	0	0
San Jose	2	0	0	0	0	7	0	0	0	2
St. Louis	3	0	0	0	7	0	0	0	0	0
Tampa Bay	1	0	0	0	0	0	0	0	0	0
Vancouver	6	2	2	4	0	0	0	0	0	0
NHL Totals:	46	3	7	10	48	7	0	0	0	2

NHL HIGHLIGHTS

FIRSTS:

First GP: 10/10/2005 at COL
First Goal: 10/30/2007 vs NSH
First Asst: 11/17/2007 at EDM

MOSTS: MOST RECENTLY

Goals: 2 (1X) 04/05/2008 at VAN
Assists: 2 (2X) 04/05/2008 at VAN
Points: 4 (1X) 04/05/2008 at VAN (2G-2A)
SOG: 6 (1X) 12/06/2007 vs PIT
PIM: 7 (2X) 12/18/2007 at CBJ
+/-: 4 (1X) 04/05/2008 at VAN

LONGEST PERSONAL STREAKS:

Goals: 1 (2X) 04/05/2008 04/05/2008 (2G)
Active
Assists: 1 (5X) 04/05/2008 04/05/2008 (2A)
Active
Pts: 1 (6X) 04/05/2008 04/05/2008 (2G-2A)
Active

CUPS: NONE

2007-08 HIGHLIGHTS

Finished with a career high in NHL games (44), goals (3), assists (7), points (10) and penalty minutes (48) ... started the season playing four games with the Quad City Flames (AHL) recording one goal and one assists with 6 minutes in penalties before being recalled from to the Flames on Oct.21 ... played in his first game of the season for the Flames on Oct.22 SJ 4 @ CGY 1 ... assigned to Quad City on Oct.27 ... recalled from to Calgary on Oct.29 ... scored his first ever NHL goal and had a team high in blocked shots (3) on Oct.30 NSH 1 @ CGY 5 ... had his first ever NHL fight (vs. Foster) on Nov.3 CGY 1 @ MIN 4 ... collected his first two assists in the NHL and first multi-point game (2a) on Nov. 17 CGY 3 @ EDM 1 ... assigned to Quad City on Jan.22 ... recalled to Calgary on Feb.29 ... had a career high two goals and two assists (including setting up Iginla's 50th goal) on Apr.5 CGY 7 @ VAN 1 ... **PLAYOFFS:** played in all seven playoff games recording two minutes in penalties and averaging 7:38 of ice time ... played in his first career playoff game on Apr.9 CGY 3 @ SJ 2

CAREER HIGHLIGHTS

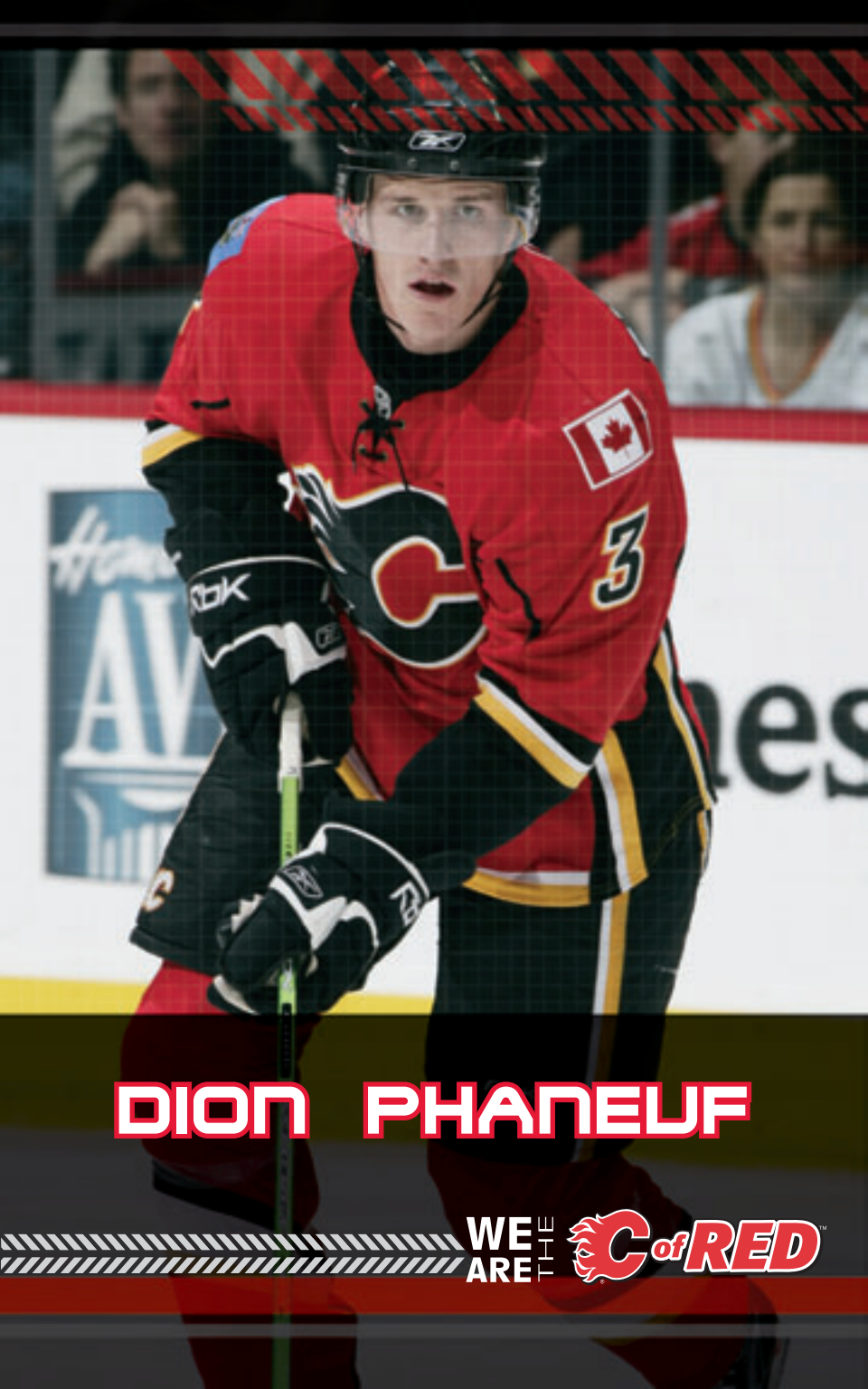
2006-07: Ranked as the fifth best prospect in the Calgary organization by the 2007 edition of The Hockey News Future Watch ... missed 68 regular season games with injury...recorded a game-winning goal on Nov. 11th vs. Syracuse ... **PLAYOFFS:** played in five of the six games vs. Iowa registering 2 PIMS **2005-06:** Earned two games with the Calgary Flames, making his NHL debut at Colorado on October 10, 2005 ... second in Ak-Sar-Ben Knights' rookie scoring notching 15 goals, 18 assists for 33 points ... scored his first pro goal against San Antonio on November 17, 2005 ... set the team record for fastest goal to start a game when he scored 49 seconds into the first period against Manitoba on March 3, 2006

COLLEGE HIGHLIGHTS

Played four seasons at the University of Michigan (CCHA) posting 111 points (56g, 55a) and 149 PIMs in 160 games ... was team captain with Michigan ... finished first in the CCHA three out-of-four seasons (2004-05, 2002-03 and 2001-02) and finished second ... **2003-04:** scored 22 points (10g, 12a) in 43 games ... **2002-03:** posted 26 points on 15 goals and 11 assists in 39 games ... was 4th on the team in goals (15) ... **2001-02:** played in his first season at University of Michigan posting 31 points (18g, 13a) in 40 games ... finished 2nd on the team in goals (18) and 4th in points (31) ... was named to the CCHA All-Rookie Team.

WE
ARE





DION PHANEUF

**WE
ARE**





3 DION PHANEUF - D

BORN: Edmonton, AB
DATE: April 10, 1985
HEIGHT: 6'3"
WEIGHT: 213 lbs.
SHOOTS: Left

HOW ACQUIRED: 1st round, 9th overall,
 in the 2003 Entry Draft

CAREER RECORD

REGULAR SEASON								PLAYOFFS					
Season	Club	Lea.	GP	G	A	PTS	PIM	GP	G	A	PTS	PIM	
2000-01	Southgate	AMBHL	35	15	50	65	208	4	3	4	7	15	
2001-02	Red Deer	WHL	67	5	12	17	170	21	0	2	2	14	
2002-03	Red Deer	WHL	71	16	14	30	185	23	7	7	14	34	
2003-04	Red Deer	WHL	62	19	24	43	126	19	2	9	11	30	
	Canada	WJC	6	2	2	4	29	-	-	-	-	-	
2004-05	Red Deer	WHL	55	24	32	56	73	7	1	4	5	12	
	Canada	WCJ	6	1	5	6	14	-	-	-	-	-	
2005-06	Calgary	NHL	82	20	29	49	93	7	1	0	1	7	
2006-07	Calgary	NHL	79	17	33	50	98	6	1	0	1	7	
2007-08	Calgary	NHL	82	17	43	60	182	7	3	4	7	4	
TOTALS			NHL	243	54	105	159	373	20	5	4	9	18
			WHL	255	64	82	146	554	70	10	22	32	90

PHANEUF VS. NHL

TEAM	Regular Season				Playoffs					
	GP	G	A	PTS	PIM	GP	G	A	PTS	PIM
Anaheim	12	2	7	9	43	7	1	0	1	7
Atlanta	2	0	1	1	0	0	0	0	0	0
Boston	2	1	0	1	2	0	0	0	0	0
Buffalo	2	0	3	3	2	0	0	0	0	0
Carolina	2	1	1	2	6	0	0	0	0	0
Chicago	12	2	7	9	14	0	0	0	0	0
Columbus	12	1	4	5	18	0	0	0	0	0
Colorado	24	6	6	12	34	0	0	0	0	0
Dallas	12	0	5	5	13	0	0	0	0	0
Detroit	12	4	2	6	13	6	1	0	1	7
Edmonton	24	6	10	16	32	0	0	0	0	0
Florida	2	0	2	2	2	0	0	0	0	0
Los Angeles	12	3	6	9	10	0	0	0	0	0
Minnesota	23	6	8	14	32	0	0	0	0	0
Montreal	2	1	3	4	8	0	0	0	0	0
New Jersey	2	1	0	1	0	0	0	0	0	0
NY Islanders	2	0	3	3	2	0	0	0	0	0
NY Rangers	2	1	1	2	6	0	0	0	0	0
Nashville	11	4	4	8	24	0	0	0	0	0
Ottawa	2	0	0	0	0	0	0	0	0	0
Philadelphia	2	0	2	2	2	0	0	0	0	0
Phoenix	12	5	4	9	23	0	0	0	0	0
Pittsburgh	2	0	1	1	2	0	0	0	0	0
San Jose	12	3	6	9	10	7	3	4	7	4
St. Louis	12	3	5	8	30	0	0	0	0	0
Tampa Bay	2	0	5	5	2	0	0	0	0	0
Toronto	2	0	0	0	4	0	0	0	0	0
Vancouver	23	4	7	11	35	0	0	0	0	0
Washington	2	0	2	2	4	0	0	0	0	0
NHL Totals:	243	54	105	159	373	20	5	4	9	18

NHL HIGHLIGHTS

FIRSTS:

First GP: 10/05/2005 CGY 3 at MIN 6
 First Goal: 10/10/2005 CGY 3 at COL 7
 First Asst: 10/10/2005 CGY 3 at COL 7

MOSTS: MOST RECENTLY

Goals: 2 (4X) 02/19/2008 at PHX
 Assists: 5 (1X) 12/13/2007 at TB
 Points: 5 (1X) 12/13/2007 at TB (0G-5A)
 SOG: 9 (3X) 03/07/2008 vs NSH
 PIM: 23 (1X) 02/29/2008 at ANA
 +/-: 4 (1X) 03/22/2008 vs MIN

LONGEST PERSONAL STREAKS:

Goals: 2 (9X) 02/09/2008 02/12/2008 (2G)
 Assists: 4 (2X) 02/09/2008 02/17/2008 (5A)
 Pts: 6 (1X) 02/09/2008 02/20/2008 (4G-6A)

CUPS: NONE

2007-08 HIGHLIGHTS

Led all Flames defencemen in scoring (17+43=60), T-2nd in the NHL amongst defencemen in goals (17), 5th in points (60), and 6th in assists (43) ... set new career highs in assists (43) and points (60) ... led the team in time on ice per game (26:25) and finished 2nd in the NHL ... led the team in PIMS (182) and finished 9th in the NHL ... finished 3rd on the team in power play goals (10) ... T-3rd on team in game winning goals (4) ... 2nd on the team and led all NHL defencemen in shots (263) ... finished 6th amongst NHL defencemen in hits (194) ... finished T-6th amongst NHL defencemen in takeaways (52) ... registered his 100th career point on Oct.4 PHI 3 @ CGY 2 ... registered five assists (career high) on Dec.13 CGY 9 @ TB 6 ... played his 200th career game on Dec.29 ANA 3 @ CGY 5 ... voted to the NHL's Western Conference Starting Line-up for the All-Star Game for the first time on Jan.8 ... won the Breakaway competition at 2008 NHL Skills Competition at the All-Star Game on Jan.26, and scored a goal at the All-Star Game ... registered his 100th career assist on the game winning goal on Mar.20 COL 1 @ CGY 2 ... finished 3rd in the Molson Cup three-star standings ... was runner up for the Norris trophy ... **PLAYOFFS:** finished 2nd on the team in goals (3), assists (4) and points (7) ... had two multi-point games of the post season: a goal and assist on Apr.13 SJ 3 @ CGY 4 and registered a pair of assists on Apr.17 CGY 3 @ SJ 4 ... led the team in time on ice per game (27:06)

CAREER HIGHLIGHTS

2006-07: Played in his second season in the NHL setting new career highs in assists (33), and points (50) ... had 9 MP games ... named to the Western Conference All-Star team ... Flames were 13-3-0-1 when scoring ... led all Flames defencemen in points (50), goals (17), and assists (33) ... averaged 25:39 in ice time, which was the highest amongst all Flames ... played his 100th career game on Nov.21 @ EDM (L 1-2) ... was named runner-up for the Molson Cup Standings for the month of February, and named Alberta Diabetes as the recipient of the \$500 donated on his behalf ... scored his team leading 13th power play goal on Mar.12 vs. STL (W 5-4 SO) ... registered two assists, and tied his career high (29 assists) on Mar.20 vs. DET (W 2-1), and was named as the games 3rd star ... returned after missing two games on Apr.3 vs. COL ... with an assist on Apr.5 @ SJ (L 4-3), he set a new career high with 50 points **PLAYOFFS:** Played in all six playoff games recording one goal and seven minutes in penalties while averaging 26:23 in ice time **2005-06:** - Made his NHL debut playing in all 82 games with the Flames ... nominated for the Calder Trophy as the league's top rookie ... scored 49 points (20G, 29A), 16 PPG, seven GWG and 93 PIMS ... named rookie of the month for Nov. after posting nine points (3g, 6a) including two GWG ... set a new Flames record for most goals by a rookie defenceman (20) and 2nd in most points (49) ... is just the 3rd rookie defenceman in NHL history to score at least 20 goals (Leetch-23 in '88-89 & Beck-22 in '77-78) ... led all NHL defencemen in PP goals (16) and was 2nd in goals (20) ... T-11th in the NHL in GWG (7) ... was the 6th highest scoring rookie and led the defencemen ... T-2nd in rookie PP goals (16), T-9th in goals (20), 8th in assists (29), 6th in PP assists (17), 3rd in PP points (33) and T-2nd in GW goals (7) ... 3rd on the team in points, T-3rd in goals, 3rd in assists, 3rd in PIMS, 2nd in PP goals, 1st in PP points and T-1st in GW goals ... Flames were 10-6-2 when scoring a goal ... posted 11 multiple point games - Flames were 6-5-0 during these games ... scored his 20th goal of the season on Apr. 13 vs. COL ... scored his 19th goal setting a new Flames record for most goals by a Flames rookie d-man and added an assist on Apr. 5 vs. PHX ... scored his first NHL career goal (Aebischer) and his first career assist on Oct. 10 at COL ... played in his first NHL career game on Oct. 5 at MIN ... averaged 21:43 of ice-time ... **PLAYOFFS:** made his NHL playoff debut appearing in all seven games vs. ANA scoring one goal, adding seven PIMS and averaging 18:37 of ice-time ... played in his first NHL career playoff game on Apr. 21 vs. ANA ... scored his first playoff goal in GM2 vs. ANA on Apr. 23 (Giguere)

INTERNATIONAL HIGHLIGHTS

2007 - won a gold medal with Team Canada at the IIHF World Championships, finished amongst the top defensive scorers in the tournament in points (8) - T-2nd, and assists (8) - T-3rd ... **2005** - won a gold medal with Team Canada at the '05 World Junior Championships ... named to the tournament's All-Star Team after posting six points (1g, 5a) in six games ... **2004** - won a silver medal at the '04 World Junior Championships ... named to the All-Star Team and a runner-up for defenceman of the Championships after posting four points in six games

JUNIOR HIGHLIGHTS

Played in 255 WHL career games with the Red Deer Rebels posting 146 points (64g, 82a) and 554 PIMS ... in 70 career playoff games with the Rebels Phaneuf posted 32 points (10g, 22a) and 90 PIMS ... **2004-05** - recorded 56 points (24g, 32a) and 73 PIMS in his fourth season in Red Deer ... finished 4th on the team in points (56) ... named to the WHL East First All-Star Team and the WHL Defenceman of the Year for the second straight year ... named captain of Team WHL for the Canada Russia Challenge series ... **PLAYOFFS:** notched five points (1g, 4a) in seven playoff games ... was T-3rd on the team in points (5) and T-2nd in PIMS (12) ... **2003-04** - named to the WHL East First All-Star Team, the WHL Defenceman of the Year and to the Canadian Junior First All-Star Team after posting 43 points (19g, 24a) and 126 PIMS in 62 games with Red Deer ... was 2nd on the Rebels in scoring with 43 points ... **PLAYOFFS:** recorded 11 points in 19 playoff games ... was 4th on the team in playoff points (11) ... **2002-03** - posted 30 points (16g, 14a) and 185 PIMS in 71 games with Red Deer ... was 3rd on the team in PIMS (185) ... **PLAYOFFS:** notched 14 points (7g, 7a) and 34 PIMS in 23 playoff games ... finished 4th on the team in playoff points (14) ... **2001-02** - recorded 17 points (5g, 12a) in 67 games in his rookie season with Red Deer ... finished 3rd on the team in PIMS (170) ... **PLAYOFFS:** notched two assists in 21 playoff games



WAYNE PRIMEAU

WE ARE THE C of RED™



19 WAYNE PRIMEAU - C

BORN: Scarborough, ON
DATE: June 4, 1976
HEIGHT: 6'4"
WEIGHT: 221 lbs.
SHOOTS: Left

HOW ACQUIRED: On February 10, 2007 from the Boston Bruins along with Brad Stuart in exchange for Andrew Ference and Chuck Kobasew

CAREER RECORD

Season	Club	Lea.	REGULAR SEASON					PLAYOFFS					
			GP	G	A	PTS	PIM	GP	G	A	PTS	PIM	
1992-93	Owen Sound	OHL	66	10	27	37	110	8	1	4	5	0	
1993-94	Owen Sound	OHL	65	25	50	75	75	9	1	6	7	8	
1994-95	Owen Sound	OHL	66	34	62	96	84	10	4	9	13	15	
	Buffalo	NHL	1	1	0	1	0	-	-	-	-	-	
1995-96	Owen Sound	OHL	28	15	29	44	52	-	-	-	-	-	
	Oshawa	OHL	24	12	13	25	33	3	2	3	5	2	
	Rochester	AHL	8	2	3	5	6	17	3	1	4	11	
	Buffalo	NHL	2	0	0	0	0	-	-	-	-	-	
1996-97	Rochester	AHL	24	9	5	14	27	1	0	0	0	0	
	Buffalo	NHL	45	2	4	6	64	9	0	0	0	6	
1997-98	Buffalo	NHL	69	6	6	12	87	14	1	3	4	6	
1998-99	Buffalo	NHL	67	5	8	13	38	19	3	4	7	6	
1999-00	Buffalo	NHL	41	5	7	12	38	-	-	-	-	-	
	Tampa Bay	NHL	17	2	3	5	25	-	-	-	-	-	
2000-01	Tampa Bay	NHL	47	2	13	15	77	-	-	-	-	-	
	Pittsburgh	NHL	28	1	6	7	54	18	1	3	4	2	
2001-02	Pittsburgh	NHL	33	3	7	10	18	-	-	-	-	-	
2002-03	Pittsburgh	NHL	70	5	11	16	55	-	-	-	-	-	
	San Jose	NHL	7	1	1	2	0	-	-	-	-	-	
2003-04	San Jose	NHL	72	9	20	29	90	17	1	2	3	4	
2005-06	San Jose	NHL	21	5	3	8	17	-	-	-	-	-	
	Boston	NHL	50	6	8	14	40	-	-	-	-	-	
2006-07	Boston	NHL	51	7	8	15	75	-	-	-	-	-	
	Calgary	NHL	27	3	4	7	36	6	0	2	2	14	
2007-08	Calgary	NHL	43	3	7	10	26	7	1	0	1	4	
TOTALS			NHL	691	66	116	182	714	90	7	14	21	42
			AHL	32	11	8	19	33	18	3	1	4	11
			OHL	249	96	181	277	354	30	8	22	30	25

PRIMEAU VS. NHL

TEAM	Regular Season					Playoffs				
	GP	G	A	PTS	PIM	GP	G	A	PTS	PIM
Anaheim	16	1	2	3	18	0	0	0	0	0
Atlanta	22	4	11	15	20	0	0	0	0	0
Boston	26	2	2	4	29	6	2	0	2	2
Buffalo	18	1	3	4	43	7	1	1	2	2
Carolina	28	0	5	5	66	0	0	0	0	0
Calgary	17	0	2	2	12	6	0	2	2	14
Chicago	21	4	6	10	33	0	0	0	0	0
Columbus	12	4	0	4	4	0	0	0	0	0
Colorado	23	1	4	5	12	6	1	0	1	2
Dallas	24	3	1	4	6	6	1	1	2	4
Detroit	21	2	4	6	8	6	0	2	2	14
Edmonton	18	0	4	4	16	0	0	0	0	0
Florida	30	2	6	8	35	0	0	0	0	0
Los Angeles	16	1	4	5	22	0	0	0	0	0
Minnesota	20	1	0	1	16	0	0	0	0	0
Montreal	34	1	3	4	16	4	0	0	0	0
New Jersey	30	3	4	7	33	5	0	1	1	0
NY Islanders	31	4	6	10	48	0	0	0	0	0
NY Rangers	27	2	5	7	25	0	0	0	0	0
Nashville	13	1	3	4	6	0	0	0	0	0
Ottawa	35	2	4	6	71	10	0	2	2	2
Philadelphia	26	3	3	6	51	8	1	1	2	10
Phoenix	22	4	3	7	4	0	0	0	0	0
Pittsburgh	21	2	0	2	4	0	0	0	0	0
San Jose	13	1	1	2	9	7	1	0	1	4
St. Louis	15	2	3	5	10	5	0	0	0	2
Tampa Bay	27	5	4	9	30	0	0	0	0	0
Toronto	31	5	7	12	30	3	0	1	1	0
Vancouver	21	0	9	9	25	0	0	0	0	0
Washington	33	5	7	12	38	11	0	3	3	0
NHL Totals:	691	66	116	182	740	90	7	14	21	42

NHL HIGHLIGHTS

FIRSTS:

First GP:..... 05/03/1995 vs NJ
 First Goal:..... 05/03/1995 vs NJ
 First Asst:..... 12/31/1996 vs NJ

MOSTS: MOST RECENTLY

Goals:..... 2 (4X) 02/26/2007 vs PHX
 Assists:..... 3 (1X) 10/08/2000 vs VAN
 Points:..... 3 (2X) 10/08/2000 vs VAN (0G-3A)
 SOG:..... 7 (4X) 10/07/2006 at TB
 PIM:..... 37 (1X) 01/20/2001 at OTT
 +/-:..... 4 (1X) 04/05/2008 at VAN

LONGEST PERSONAL STREAKS:

Goals:..... 3 (1X) 03/14/1998 03/17/1998 (3G)
 Assists:..... 3 (2X) 03/25/2008 03/30/2008 (3A)
 Pts:..... 5 (1X) 03/12/1998 03/19/1998 (3G-2A)


CUPS: NONE

2007-08 HIGHLIGHTS

Registered 10 points (3+7) in 43 games along with 26 penalty minutes and averaged 11:02 of ice time ... left the game with an ankle injury on Oct.20 EDM 1 @ CGY 4 ... returned from ankle injury on Dec.16 CGY 5 @ STL 3 after missing 25 games ... scored his first goal of the season against one of his former teams on Jan.30 SJ 4 @ CGY 5 ... recorded one multi-point game with a pair of assists on the final game of the regular season Apr.5 CGY 7 @ VAN 1 ... **PLAYOFFS:** played in all seven playoff games registering one goal and four penalty minutes while averaging 10:35 of ice time

CAREER HIGHLIGHTS

2006-07: has played the last seven games after missing three games with an injury suffered Jan. 15 vs. Buffalo ... his last points came in a 1-1=2 effort Jan. 4 vs. Toronto ... has three MP games ... had a three-game point streak from Dec. 2-7 (2-2=4 totals) ... recorded his 100th NHL assist Dec. 2 in Carolina ... played his 600th NHL game Dec. 16 vs. Florida ... has missed three games to injury (3-shoulder, Jan. 17-20) ... traded to CGY on Feb. 10 ... played his first game as a flame on Feb. 11 @ DET (L 4-7) ... had his first fight as a Flame (vs. Garnet Exelby) on Feb.13 vs. ATL (W 4-1) ... registered his 1st point as a Flame with an assist on Feb.25 vs. COL (L 7-5) ... scored his first goal as a Flame, which turned out to be the game winner, and added a second goal on Feb.26 vs. PHX (W 5-2), and was named as the games 1st star ... scored a short handed game winning goal on Mar.6 @ STL (W 4-2) ... **PLAYOFFS:** played in all six games vs. DET ... has a two game point streak with and assist on Apr.17 & 19 vs. DET ... registered a team high 14 PIMs **2005-06:** Set a career season-high in goals with 11 combined between San Jose and Boston...Had 5-3=8 totals with 17 penalty minutes in 21 Sharks games at the time of his Nov. 30 trade to Boston...Added 6-8=14 totals in 50 Bruins games...Had two multiple-point games, both two-goal efforts which matched his previous career game-high (Oct. 12 vs. Columbus with San Jose and Jan. 23 in Washington with Boston)...Had two three-game point streaks, from Oct. 8-15 (2-2=4 totals) and Jan. 23-26 (2-2=4 totals)...Played his 500th NHL game Oct. 5 at Nashville...Missed the final six games of the season with a hip injury...**2004-05:** Did not play during the NHL lockout...**2003-04:** Had three multiple-point games, all two-assist efforts...Had 3-5=8 totals in a nine-game span from Jan. 31-Feb. 19...Had three three-game point streaks, from Oct. 30-Nov. 2, Jan. 31-Feb. 5 (1-2=3 totals each) and Feb. 16-19 (1-3=4 totals)...Recorded his 100th NHL point with an assist Oct. 9 at Edmonton...Missed five games to injury (2-hip, 3-groin)...**2002-03:** Had 5-11=16 totals in 70 Penguins games at the time of his Mar. 11 trade to San Jose...Had a three-game point streak from Oct. 25-28 (1-2=3 totals)...Played his 400th NHL game Jan. 25 vs. Chicago...Missed six games with a back injury...**2001-02:** Played in just 33 games due to injuries...Had one multiple-point game, a two-assist effort Dec. 22 vs. Washington...Scored a shorthanded penalty shot goal Nov. 10 on Tampa Bay's Nikolai Khabibuliin...Had a three-game point streak from Dec. 29-Jan. 5 (1-2=3 totals)...Missed 49 games to injuries (8-broken foot, 41-knee surgery)...**2000-01:** Had 2-13=15 totals in 47 Lightning games at the time of his Feb. 1 trade to Pittsburgh...Had five multiple-point games, including a career game-high for assists and tied his game-high for points with a three-assist effort Oct. 8 vs. Vancouver...Played his 300th NHL game Mar. 2 at NY Rangers...**1999-2000:** Had 5-7=12 totals in 41 Sabres games at the time of his Mar. 9 trade to Tampa Bay...Had two multiple-point games, including a career game-high 2-1=3 effort Nov. 20 vs. Atlanta...Missed 23 games to injuries (20-hip, 3-neck)...**1998-99:** Had one multiplepoint game, the first of his career, with a 1-1=2 effort Apr. 6 at NY Islanders...Missed ten games to injuries (1-groin, 9-shoulder)...**1997-98:** 3-4=7 totals of his 12 points on the season came in an 11-game span from Mar. 12-Apr. 1, including a career-best five-game point streak from Mar. 12-19 (3-2=5 totals)...Played his 100th NHL game Mar. 15 vs. Pittsburgh...**1996-97:** Split his first full pro season between Buffalo and Rochester/AHL with 9-5=14 totals in 24 Americans games...Was named Buffalo's top rookie with 2-4=6 totals in 45 Sabres contests...Recorded his first NHL assist Dec. 31 vs. New Jersey...**1995-96:** Joined Buffalo for two scoreless games at the conclusion of his junior career...Also played eight games with Rochester/AHL and won a Calder Cup championship with the Americans, playing in 17 postseason games...**1994-95:** Joined Buffalo for one game at the conclusion of his junior season...Scored his first NHL goal with the game-winning effort in his first NHL game, May 3 vs. New Jersey...Juniors: Played four seasons of junior hockey with Owen Sound and Oshawa/OHL with 96-181=277 totals and 352 PIM in 249 career junior games...Led Owen Sound in scoring his final season in 1994-95 with 34-62=96 totals in 66 games



ROBYN REGEHR

WE ARE THE C of RED™



28 ROBYN REGEHR - D

BORN: Recife, Brazil
DATE: April 19, 1980
HEIGHT: 6'3"
WEIGHT: 224 lbs.
SHOOTS: Left

HOW ACQUIRED: Trade with Colorado with Rene Corbet, Wade Belak and Colorado's 2nd round compensatory choice (Jarret Stoll) in the 2000 NHL Entry Draft for Chris Dingman and Theoren Fleury on February 28, 1999

CAREER RECORD

		REGULAR SEASON						PLAYOFFS					
Season	Club	Lea.	GP	G	A	PTS	PIM	GP	G	A	PTS	PIM	
1995-96	Prince Albert	SAHA	59	8	24	32	157	-	-	-	-	-	
1996-97	Kamloops	WHL	64	4	19	23	96	5	0	1	1	18	
1997-98	Kamloops	WHL	65	4	10	14	120	5	0	3	3	8	
1998-99	Kamloops	WHL	54	12	20	32	130	12	1	4	5	21	
1999-00	Canada	WJC	7	0	0	0	2	-	-	-	-	-	
	Calgary	NHL	57	5	7	12	46	-	-	-	-	-	
	Saint John	AHL	5	0	0	0	0	-	-	-	-	-	
	Canada	WC	6	0	0	0	2	-	-	-	-	-	
2000-01	Calgary	NHL	71	1	3	4	70	-	-	-	-	-	
2001-02	Calgary	NHL	77	2	6	8	93	-	-	-	-	-	
2002-03	Calgary	NHL	76	0	12	12	87	-	-	-	-	-	
2003-04	Calgary	NHL	82	4	14	18	74	26	2	7	9	20	
2004-05	Canada	World Cup	6	0	0	0	6	-	-	-	-	-	
	Canada	WC	9	0	0	0	4	-	-	-	-	-	
2005-06	Calgary	NHL	68	6	20	26	67	7	1	3	4	6	
	Canada	Olympics	6	0	1	1	2	-	-	-	-	-	
2006-07	Calgary	NHL	78	2	19	21	75	1	0	0	0	0	
2007-08	Calgary	NHL	82	5	15	20	79	7	0	2	2	2	
TOTALS		NHL	591	25	96	121	591	41	3	12	15	28	
		AHL	5	0	0	0	0	-	-	-	-	-	
		WHL	183	20	49	69	346	22	1	8	9	47	

REGEHR VS. NHL

TEAM	Regular Season						Playoffs					
	GP	G	A	PTS	PIM		GP	G	A	PTS	PIM	
Anaheim	28	1	3	4	41		7	1	3	4	6	
Atlanta	8	0	0	0	13		0	0	0	0	0	
Boston	7	0	1	1	6		0	0	0	0	0	
Buffalo	8	1	1	2	10		0	0	0	0	0	
Carolina	6	0	2	2	9		0	0	0	0	0	
Chicago	28	0	6	6	16		0	0	0	0	0	
Columbus	27	1	8	9	32		0	0	0	0	0	
Colorado	45	2	10	12	32		0	0	0	0	0	
Dallas	29	0	5	5	24		0	0	0	0	0	
Detroit	28	2	3	5	10		7	1	0	1	10	
Edmonton	46	2	7	9	55		0	0	0	0	0	
Florida	7	0	5	5	2		0	0	0	0	0	
Los Angeles	28	1	5	6	20		0	0	0	0	0	
Minnesota	40	4	2	6	55		0	0	0	0	0	
Montreal	11	0	2	2	2		0	0	0	0	0	
New Jersey	9	0	1	1	2		0	0	0	0	0	
NY Islanders	8	0	0	0	4		0	0	0	0	0	
NY Rangers	8	1	0	1	11		0	0	0	0	0	
Nashville	30	0	4	4	59		0	0	0	0	0	
Ottawa	11	1	1	2	2		0	0	0	0	0	
Philadelphia	8	0	0	0	12		0	0	0	0	0	
Phoenix	30	2	6	8	29		0	0	0	0	0	
Pittsburgh	8	1	4	5	6		0	0	0	0	0	
San Jose	30	2	4	6	36		13	1	2	3	6	
St. Louis	30	1	4	5	46		0	0	0	0	0	
Tampa Bay	7	0	1	1	4		7	0	3	3	4	
Toronto	14	0	3	3	18		0	0	0	0	0	
Vancouver	46	3	8	11	35		7	0	4	4	2	
Washington	6	0	0	0	0		0	0	0	0	0	
NHL Totals:	591	25	96	121	591		41	3	12	15	28	

NHL HIGHLIGHTS

FIRSTS:

First GP:..... 10/28/1999 at OTT
First Asst: 11/06/1999 vs FLA
First Goal:11/10/1999 vs SJ

MOSTS: MOST RECENTLY

Goals:..... 1 (25X) 02/26/2008 vs COL
Assists:3 (1X) 02/06/2006 at SJ
Points:.....3 (2X) 02/02/2007 vs CBJ (1G-2A)
SOG:.....7 (1X) 03/22/2003 vs NSH
PIM:.....27 (1X) 02/28/2002 vs STL
+/-:.....4 (1X) 03/01/2000 vs PIT

LONGEST PERSONAL STREAKS:

Goals:.....1 (25X) 02/26/2008 02/26/2008 (1G)
Assists:3 (1X) 11/03/2006 11/07/2006 (3A)
Pts:.....3 (2X) 11/03/2006 11/07/2006 (0G-3A)

CUPS: NONE

2007-08 HIGHLIGHTS

Finished 3rd amongst Flames defencemen in points (20), goals (5) and +/- (+11), 4th in assists (15) and PIMS (79) ... finished 18th amongst NHL defencemen in hits (154) ... had his first multi-point game of the season with a pair of assists on Oct.18 LA 3 @ CGY 4 ... scored his first goal of the season on Oct.24 MIN 3 @ CGY 5 ... left the game with a foot injury after blocking a shot on Dec.6 PIT 3 @ CGY 2 SO ... had a pair of assists on Dec.27 CGY 3 @ VAN 5 ... scored a short-handed goal on Feb.26 COL 3 @ CGY 2 (OT) ... **PLAYOFFS:** played in all seven playoff games registering two assists, two penalty minutes and averaging 21:49 in ice time which was the 3rd highest on the team ... registered an assist on the game winning goal on Apr.20 SJ 0 @ CGY 2

CAREER HIGHLIGHTS

2006-07: His seventh season with the Flames, scored two goals and added 19 assists in 78 games ... Flames were 2-0-0-0 when scoring ... averaged 21:54 minutes of ice time, 4th amongst Flames defencemen ... tied a career high point and assist streak with 3 assists in 3 games (Nov. 3-7, 2006) ... registered one assist, tied for the team lead with a +3, and led all Flames in hits with 3 on Dec.12 vs. MIN (W 5-2) ... had a season high 5 blocked shots on Jan.11 @ COL (W 7-3) ... missed two games with the flu (Jan.26-28) ... registered his first multi-point game of the season with one goal and two assists on Feb.2 vs. CLB (W 6-2), and was named the games 2nd star ... added an assist on Feb.3 vs. VAN (W 4-3) ... scored the game tying goal on Feb.28 vs. MIN (W 2-1 SO), and was the game 1st star ... tied a season high with a +3 on Mar.3 @ EDM (W 4-2) ... played his 500th career game on Mar. 15 vs. DAL (L 2-4) ... registered his 100th career point with an assist on Mar.31 @ VAN (W 3-2) ... **PLAYOFFS:** played in one of the six games vs. DET due to a knee injury **2005-06:** Is the inaugural player recipient of the J.R. McCaig Award ... set new career highs in goals (6), assists (20) and points 67 while playing 68 games in his sixth NHL season ... led the team in average ice-time (23:08) ... scored 10 points at home and 16 on the road ... Flames were 5-1-0 when scoring ... posted three MP games – Flames were 3-0-0 during these games ... assisted the GW goal and went +2 on Apr. 11 vs. ANA ... scored a PP goal and added a PP assist on Mar. 23 at STL ... posted three assists (2 PP and an assist on the GW goal) for a new career high for points in a game (3) on Feb. 6 at SJ ... played in his 400th NHL career game on Jan. 29 at CHI ... assisted the GW goal on Jan. 23 at EDM ... scored the GW/PP goal on Jan. 21 vs. BUF ... assisted the GW goal on Jan. 6 vs. TOR ... assisted the GW goal on Jan. 2 vs. CHI ... was a +3 on Dec. 31 vs. EDM ... scored the GW/PP goal on Dec. 26 at VAN ... assisted the OT winner on Dec. 10 vs. OTT ... recorded two assists including one on the game-winner on Dec. 3 at PIT ... assisted the GW/PP goal on Nov. 16 vs. DET ... played his first game of the season on Nov. 3 vs. CLB after missing 14 games due to a knee injury ... averaged a team leading 23:08 of ice-time ... missed 14 games due to injury ... **PLAYOFFS:** played in all seven games vs. ANA scoring four points (1g, 3a), a +3 rating and six PIMS ... 3rd on the team in ice-time (22:22), T-4th in points, T-4th in assists and T-2nd in +/- ... posted a PP assist in GM2 vs. ANA on Apr. 23 ... scored PP goal and PP assist in GM3 at ANA on Apr. 25 ... assisted the opening goal in GM6 vs. ANA on May 1 ... **2004-05** – represented Canada at the World Cup of Hockey and the World Championships ... **2003-04** – established new career highs in points (18), assists (14), +/- (+14) and GP (82) in his fifth season ... was one of only five Flames' players to appear in all 82 regular season games ... finished 3rd on the team in defence scoring (18 points) ... notched 10 points (3g, 7a) at home and eight points (1g, 7a) on the road ... recorded seven points (2g, 5a) on the PP and two SH assists ... Flames were unbeaten 2-0-0-0 when scoring ... posted two MA games – Flames were 2-0-0-0 during these games ... posted two assists and went +2 on Apr. 2 at LA ... scored the GW/PP goal on Feb. 15 at MIN (his first NHL GW goal) ... posted two assists on Jan. 10 vs. FLA ... assisted the GW goal on Dec. 11 vs. CAR ... posted an assist and went +3 on Dec. 7 vs. PIT ... played in his 300th NHL career game on Nov. 22 vs. CHI ... named an Assistant Captain on Oct. 8 ... averaged 22:21 of ice-time ... **PLAYOFFS:** made his NHL playoff debut posting nine points (2g, 7a) and 20 PIMS in 26 games ... finished 2nd on the Flames and 3rd in the NHL among defence scoring leaders with nine points ... posted four assists in seven games vs. VAN ... recorded three assists in game 6 on Apr. 17 vs. VAN ... posted an assist (his first NHL playoff point) and went +2 on Apr. 13 vs. VAN ... played in his first NHL playoff game on Apr. 7 at VAN ... played in all six games vs. DET scoring one goal ... scored the Flames' 1st goal (also his first NHL career playoff goal) and went +2 in GAME 1 at DET ... played in all six games in the Western Conference Championship vs. SJ scoring one goal and a +3 rating ... scored an EN goal in Game 6 vs. SJ on May 19 ... notched three PP assists in seven games in the Stanley Cup Finals vs. TB (Game 3 vs. TB on May 29, Game 2 on May 27 at TB and in his first Stanley Cup Finals game on May 25 at TB) ... averaged 26:27 of ice-time ... **2002-03** – posted a new career high 12 assists in his fourth NHL season ... was 2nd on the team in average ice-time per-game: 22:45 ... played in 76 games with the Flames ... posted three assists on the PP and one SH ... assisted the GW goal on Apr. 5 at EDM ... recorded a PP assist on Mar. 16 at ANA ... posted a PP assist on Mar. 13 vs. TOR ... was a +3 on Jan. 20 vs. EDM ... assisted the SH/GW goal and went +2 on Jan. 7 at COL ... assisted the GT goal on Nov. 2 vs. COL ... assisted the GW goal on Oct. 31 vs. BUF ... missed six games due to injury ... averaged 22:45 minutes of ice-time ... **2001-02** – played in this third NHL season appearing in 77 games with the Flames ... posted eight points (2g, 6a) and 93 penalty minutes ... finished 4th on the team in PIMS (93) ... recorded six points (2g, 4a) at even strength and two assists on the PP ... posted six points (1g, 5a) at home and two points (1g, 1a) on the road ... Flames were 1-1-0-0 when scoring a goal ... played in the 2002 Young Stars Game at the All-Star Weekend ... assisted the GT goal on Dec. 31 vs. EDM ... posted an assist on the Flames' first goal and went +2 in a 2-1 win vs. CLB on Nov. 1 ... averaged 20:53 minutes of ice-time ... missed two games due to injury ... **2000-01** – finished 4th on the team in penalty minutes (70), 2nd in hits (171), 1st in blocked shots (104) and 5th in average time on ice (19:42) in his second season in the NHL ... played the second most games amongst Flames rearguards (71) ... scored a goal and added at an assist at home and posted two assists on the road ... posted three points (1g, 2a) at even strength and one power play assist ... went +3 on Feb. 10 at VAN ... played his 100th NHL career game on Feb. 9 at COL ... scored a goal on Nov. 18 vs. NYR ... averaged 19:42 minutes of ice-time ... missed eight games due to injury ... **1999-00** – played in his first NHL season appearing in 57 games with Calgary ... was the Flames nominee for the Masterton Trophy – the youngest nominee in history ... won the Scurlfield Humanitarian Award as the Flames player who best exemplifies the qualities of perseverance, determination and leadership on the ice combined with dedication to community service ... led Flames rookies in goals (5) ... recorded his first NHL career MP game on Feb. 25 vs. Phoenix (2a) ... returned to the line-up on Feb. 9 after missing 11 games due to injury ... scored his first NHL career goal on Nov. 10 vs. SJ (Vernon) ... posted a point in back-to-back games (Nov. 6 & 10) ... recorded his first NHL career point on Nov. 6 vs. FLA (assist) ... played his first NHL career game on Oct. 28 at OTT going +1 ... recorded 10 points (3g, 7a) at home and two goals on the road ... averaged 18:24 minutes of ice-time ... recalled from Saint John on Oct. 28 ... made his professional debut playing in five games with the Saint John Flames of the American Hockey League ... was assigned to Saint John on a two-week conditioning assignment on Oct. 14 following rehabilitation of leg injuries suffered in a car accident in July

INTERNATIONAL HIGHLIGHTS

2006 – posted one assist at the 2006 Winter Olympics ... **2005** – won a silver medal with Canada at the World Championships ... **2004** – played with teammate Jarome Iginla on the championship winning Team Canada at the World Cup of Hockey ... **2000** – was a member of Team Canada at the 2000 World Championships

JUNIOR HIGHLIGHTS

Played three seasons with Kamloops of the Western Hockey League (WHL) ... in 183 games with Kamloops, Regehr collected 69 points (20 goals, 49 assists) and 346 penalty minutes ... **1998-99** – played on the WHL finalist Kamloops Blazers recording 32 points (12g, 20a) in 54 regular season games and five points (1g, 4a) in 12 post season games ... named to WHL West First All-Star Team ... **1997-98** – played his second season with the Blazers posting 14 points in 65 games ... **1996-97** – played in his rookie season in the WHL posting 23 points (4g, 19a) in 64 games with Kamloops



ANDRE ROY

WE ARE THE  **C of RED**



27 ANDRE ROY - LW

BORN: Port Chester, NY
DATE: February 8, 1975
HEIGHT: 6'4"
WEIGHT: 225 lbs.
SHOOTS: Left

HOW ACQUIRED: Signed as a free agent on July 20, 2008

CAREER RECORD

REGULAR SEASON								PLAYOFFS					
Season	Club	Lea.	GP	G	A	PTS	PIM	GP	G	A	PTS	PIM	
1993-94	Beauport	QMJHL	33	6	7	13	125	-	-	-	-	-	
	Chicoutimi	QMJHL	32	4	14	18	152	-	-	-	-	-	
1994-95	Chicoutimi	QMJHL	20	15	8	23	90	-	-	-	-	-	
	Drummondville	QMJHL	34	18	13	31	233	4	2	0	2	34	
1995-96	Providence	AHL	58	7	8	15	167	1	0	0	0	10	
	Boston	NHL	3	0	0	0	0	-	-	-	-	-	
1996-97	Providence	AHL	50	17	11	28	234	-	-	-	-	-	
	Boston	NHL	10	0	2	2	12	-	-	-	-	-	
1997-98	Charlotte	ECHL	27	10	8	18	132	7	2	3	5	34	
	Providence	AHL	36	3	11	14	154	-	-	-	-	-	
1998-99	Fort Wayne	IHL	65	15	6	21	395	2	0	0	0	11	
1999-00	Ottawa	NHL	73	4	3	7	145	5	0	0	0	2	
2000-01	Ottawa	NHL	64	3	5	8	169	2	0	0	0	16	
2001-02	Ottawa	NHL	56	6	8	14	148	-	-	-	-	-	
	Tampa Bay	NHL	9	1	1	2	63	-	-	-	-	-	
2002-03	Tampa Bay	NHL	62	10	7	17	119	5	0	1	1	2	
2003-04	Tampa Bay	NHL	33	1	1	2	78	21	1	2	3	61	
2005-06	Pittsburgh	NHL	42	2	1	3	116	-	-	-	-	-	
2006-07	Pittsburgh	NHL	5	0	0	0	12	-	-	-	-	-	
	Tampa Bay	NHL	51	1	2	3	116	6	0	0	0	17	
2007-08	Tampa Bay	NHL	63	4	3	7	108	-	-	-	-	-	
TOTALS		NHL	471	32	33	65	1086	39	1	3	4	98	
		AHL	144	27	30	57	555	1	0	0	0	10	
		IHL	65	15	6	21	395	2	0	0	0	11	
		ECHL	27	10	8	18	132	7	2	3	5	34	

ROY VS. NHL

TEAM	Regular Season						Playoffs					
	GP	G	A	PTS	PIM		GP	G	A	PTS	PIM	
Anaheim	6	0	0	0	5		0	0	0	0	0	
Atlanta	26	2	3	5	62		0	0	0	0	0	
Boston	24	3	3	6	67		0	0	0	0	0	
Buffalo	26	1	2	3	56		0	0	0	0	0	
Carolina	26	0	1	1	48		0	0	0	0	0	
Calgary	9	2	0	2	14		5	0	0	0	21	
Chicago	7	0	1	1	19		0	0	0	0	0	
Columbus	7	0	0	0	34		0	0	0	0	0	
Colorado	8	0	1	1	11		0	0	0	0	0	
Dallas	4	2	1	3	0		0	0	0	0	0	
Detroit	8	0	0	0	19		0	0	0	0	0	
Edmonton	7	1	0	1	2		0	0	0	0	0	
Florida	30	1	1	2	77		0	0	0	0	0	
Los Angeles	6	0	2	2	39		0	0	0	0	0	
Minnesota	7	0	2	2	7		0	0	0	0	0	
Montreal	31	3	3	6	93		4	0	0	0	10	
New Jersey	27	1	0	1	56		10	0	1	1	17	
NY Islanders	22	2	0	2	44		5	1	0	1	2	
NY Rangers	21	1	0	1	90		0	0	0	0	0	
Nashville	5	0	1	1	5		0	0	0	0	0	
Ottawa	15	1	1	2	25		0	0	0	0	0	
Philadelphia	31	0	0	0	100		7	0	2	2	28	
Phoenix	7	1	0	1	9		0	0	0	0	0	
Pittsburgh	21	2	4	6	13		0	0	0	0	0	
San Jose	6	1	3	4	9		0	0	0	0	0	
St. Louis	7	2	0	2	9		0	0	0	0	0	
Tampa Bay	14	1	1	2	37		0	0	0	0	0	
Toronto	28	4	2	6	64		7	0	0	0	18	
Vancouver	8	0	0	0	26		0	0	0	0	0	
Washington	27	1	1	2	46		1	0	0	0	2	
NHL Totals:	471	32	33	65	1086		39	1	3	4	98	

NHL HIGHLIGHTS

FIRSTS:

First GP:.....02/03/1996 vs BUF
First Asst: 12/04/1996 at MTL
First Goal:..... 10/09/1999 vs TOR

MOSTS: MOST RECENTLY

Goals:.....2 (1X) 01/24/2003 at DAL
Assists:..... 2 (3X) 01/18/2008 at PIT
Points:.....3 (1X) 01/18/2008 at PIT (1G-2A)
SOG:.....7 (1X) 03/24/2003 at SJ
PIM:.....34 (1X) 12/20/2001 vs LA
+/-:..... 3 (2X) 01/18/2008 at PIT

LONGEST PERSONAL STREAKS:

Goals:.....2 (4X)12/11/2007 12/13/2007 (2G)
Assists:..... 4 (1X)10/30/2001 11/10/2001 (4A)
Pts:..... 4 (1X)10/30/2001 11/10/2001 (1G-4A)

CUPS: TB (2004)

2007-08 HIGHLIGHTS

Recorded his first career three-point game with a goal and two assists and was a plus-3 1/18 at PIT ... Logged a season high of 10:46 1/12 at FLA ... Recorded his fourth career two-game goal streak with the last one coming 11/21-11/23/02 from 12/11-12/13 (has never had a three-game goal streak) ... Scored his second goal of the season to give the Lightning the lead in the second period 12/11 at MTL ... Scored his first goal of the season on four shots and landed three hits 10/13 at FLA.

CAREER HIGHLIGHTS

2006-07: Played in 51 games with the Lightning, recording a goal, 3 points and 116 PIM ... Played his 400th career game 3/20 vs. NYI ... Landed 3 hits and blocked a shot while logging a season-high 14:25 of ice time 3/7 at EDM ... Scored his 1st goal of the year, the game-tying goal, 2/22 at ATL ... Recorded a season-high 25 PIM 2/9 at NYR ... Recorded his 1st point of the season with an assist 1/2 at MTL ... Landed 3 hits 12/7 vs. ATL ... Claimed off re-entry waivers from Pittsburgh 12/3 ... Played in 5 games with PIT before being claimed ... **PLAYOFFS:** Played in all 6 playoff games during the ECQF vs. NJ ... Landed 2 hits and recorded his 1st shot on goal in Game 3 ... Logged 4:39 of ice time and landed 1 hit in Game 1 ... **2005-06:** Played in 42 games with Pittsburgh after signing as a free agent ... Recorded 2 goals and 1 assist during his first season with the Penguins ... He ranked 3rd on the team with 116 PIM ... Registered an even rating or better in 37 of 42 games ... Played a season high 10:29 3/31 at NYI ... Scored his 2nd goal of the season and recorded a fight 3/18 at MTL ... Scored his 1st goal of the season 3/1 vs. OTT ... **2004-05:** Did not play ... **2003-04:** Won the Stanley Cup with Tampa Bay ... Appeared in 33 games, scoring 1 goal and adding 1 assist ... Recorded his 1st assist of the season 3/6 at FLA ... Played in his 300th NHL game 3/1 at COL ... Scored his first goal of the season 12/23 at BOS ... Made his season debut 10/23 at CBJ ... **PLAYOFFS:** Played in 21 playoff games, setting a career high ... Scored his 1st career playoff goal, the GWG, in Game 1 of ECQF vs. NYI ... **2002-03:** Set career-highs in goals (10) and points (17) ... Led team in penalty minutes (119) ... Had 3 multi-point games ... Career-high is 2 points (set in all 6 career multi-point games) ... Scored GWG and set a career high with 7 shots on goal 3/24 at SJS, in game which clinched playoff spot ... Recorded 1st career multi-goal game and his 2nd career GWG 1/24 at DAL with 2-0-2 and a +3 rating (1st GWG since 11/25/99 w/OTT vs. ATL) ... Saw season-high 15:58 of ice time 12/8 at CHI ... Posted a 3-game scoring streak from 11/1-11/5 (1-4-5) ... Suspended for first 6 games of the season for altercation on 4/1/02 vs. NYR ... **PLAYOFFS:** Appeared in 5 of 11 playoff games, recording his 1st career point (assist) and 2 PIM ... Averaged 12:30 of ice time ... Dressed for Game 2 vs. WSH on 4/12, returned to the lineup for Game 2 @ NJ on 4/26 ... Recorded an assist on Dave Andreychuk's GWG in Game 3 vs. NJ on 4/28 ... **2001-02:** Set a career high with 211 PIM and tied his career high with 9 assists ... His 16 points were the 2nd most in his career ... Finished 9th in the NHL in PIM ... Appeared in 9 games with TB, posting 1-1-2 ... Appeared in 56 games with OTT, recording 6-8-14 with 148 PIM ... Suspended 13 games for altercation in game 4/1 vs. NYR (final 7 games of 2001-02 and 1st 6 games of 2002-03) ... Notched 1st assist in a Lightning uniform with a helper on game's opening goal in 3-4 OTL vs. BOS (3/24) ... Recorded 1st point in a Lightning uniform with a goal in 3-3 tie vs. MTL (3/22) ... Made Lightning debut 3/17 vs. BUF ... Acquired from OTT on 3/15 ... Skated in 200th career game 1/22 at PHI ... Posted 1-1-2 vs. BUF 11/3 for only multi-point game of the season ... Recorded a 4-game scoring streak (1-4-5) from 10/30-11/10 ... Netted 1st goal of the season 10/3 at TOR ... **2000-01:** Appeared in 65 games, scoring 3-5-8 with 169 PIM ... Finished 15th in the NHL in PIM ... Recorded 1st career multi-point game with 0-2-2 vs. SJ (3/1/01) ... Suspended 2 games for off-ice confrontation during game 2/24/01 vs. VAN ... Netted goals in 3 consecutive games, a career-high, 1/2/-1/18/01 ... **PLAYOFFS:** Appeared in 2 games, recording 16 PIM. **1999-2000:** 1st full NHL season ... Set career-high with 73 games played (posting 4-3-7 with 145 PIM) ... Led team in PIM ... Suspended 3 games for an infraction during an altercation 2/12/00 vs. MTL ... Posted 1st career multi-point game with 1-1-2 vs. BOS (2/1/00) ... Netted 1st career NHL goal 10/9/99 vs. TOR (Curtis Joseph) ... Made OTT debut 10/2/99 vs. PHI ... **PLAYOFFS:** Appeared in 5 of 6 games during the Eastern Conference Quarterfinals vs. TOR ... Made NHL playoff debut 4/12/00 at TOR in Game 1 of the ECQF ... **1998-99:** Spent entire season with Ft. Wayne of the IHL ... Led IHL with 395 PIM ... **1997-98:** Appeared in 63 games split between Providence (AHL) and Charlotte (ECHL) ... **1996-97:** Appeared in 60 games split between Boston (NHL) and Providence (AHL) ... Scored 0-2-2 with 12 PIM in 10 games with Boston ... Recorded 1st NHL point with an assist 12/4/96 vs. MTL ... **1995-96:** 1st professional season ... Appeared in 61 games split between Boston (NHL) and Providence (AHL) ... Made NHL debut 2/3/96 vs. BUF.


JUNIOR HIGHLIGHTS

Played two seasons in the QMJHL, compiling 43-42-85 with 600 PIM in 119 games ... Added 5-6-11 with 128 PIM in 29 post-season games ... Set career-highs in 1994-95 with 33-21-54 in 54 games split between Chicoutimi and Drummondville.



CORY SARICH

WE ARE THE C of RED™



6 CORY SARICH - D

BORN: Saskatoon, SK
DATE: August 16, 1978
HEIGHT: 6'4"
WEIGHT: 203 lbs.
SHOOTS: Right

HOW ACQUIRED: Signed as a free agent on July 1, 2007

CAREER RECORD

REGULAR SEASON								PLAYOFFS				
Season	Club	Lea.	GP	G	A	PTS	PIM	GP	G	A	PTS	PIM
1994-95	Sask	WHL	6	0	0	0	4	3	0	1	1	0
1995-96	Sask.	WHL	59	5	18	23	54	3	0	0	0	4
1996-97	Sask	WHL	58	6	27	33	158	-	-	-	-	-
	Canada	WJC	7	0	0	0	6	-	-	-	-	-
1997-98	Sask	WHL	33	5	24	29	90	-	-	-	-	-
	Canada	WJC	7	0	1	1	6	-	-	-	-	-
	Seattle	WHL	13	3	16	19	47	-	-	-	-	-
1998-99	Buffalo	NHL	4	0	0	0	0	-	-	-	-	-
	Rochester	AHL	77	3	26	29	82	20	2	4	6	14
1999-00	Buffalo	NHL	42	0	4	4	35	-	-	-	-	-
	Tampa Bay	NHL	17	0	2	2	42	-	-	-	-	-
	Rochester	AHL	15	0	6	6	44	-	-	-	-	-
2000-01	Tampa Bay	NHL	73	1	8	9	106	-	-	-	-	-
	Detroit	IHL	3	0	2	2	2	-	-	-	-	-
2001-02	Tampa Bay	NHL	72	0	11	11	105	-	-	-	-	-
	Springfield	AHL	2	0	0	0	0	-	-	-	-	-
2002-03	Tampa Bay	NHL	82	5	9	14	63	11	0	2	2	6
2003-04	Tampa Bay	NHL	82	3	16	19	89	23	0	2	2	25
2005-06	Tampa Bay	NHL	82	1	14	15	79	5	0	1	1	4
2006-07	Tampa Bay	NHL	82	0	15	15	70	6	0	0	0	2
2007-08	Calgary	NHL	80	2	5	7	135	7	0	1	1	4
TOTALS		NHL	616	12	84	96	724	52	0	6	6	41
		Flames	80	2	5	7	135	7	0	1	1	4
		AHL	94	3	32	35	126	20	2	4	6	14

SARICH VS. NHL

TEAM	Regular Season					Playoffs				
	GP	G	A	PTS	PIM	GP	G	A	PTS	PIM
Anaheim	11	0	0	0	10	0	0	0	0	0
Atlanta	40	0	5	5	32	0	0	0	0	0
Boston	28	0	2	2	21	0	0	0	0	0
Buffalo	24	0	4	4	43	0	0	0	0	0
Carolina	36	1	7	8	30	0	0	0	0	0
Calgary	5	0	0	0	27	7	0	0	0	14
Chicago	14	2	2	4	12	0	0	0	0	0
Columbus	10	0	1	1	18	0	0	0	0	0
Colorado	15	0	4	4	8	0	0	0	0	0
Dallas	13	0	2	2	14	0	0	0	0	0
Detroit	11	0	2	2	8	0	0	0	0	0
Edmonton	15	0	1	1	20	0	0	0	0	0
Florida	42	2	7	9	66	0	0	0	0	0
Los Angeles	14	1	0	1	36	0	0	0	0	0
Minnesota	15	0	0	0	25	0	0	0	0	0
Montreal	28	1	5	6	24	4	0	1	1	7
New Jersey	29	1	3	4	48	11	0	0	0	4
NY Islanders	27	1	4	5	20	5	0	1	1	0
NY Rangers	27	2	6	8	24	0	0	0	0	0
Nashville	11	0	0	0	14	0	0	0	0	0
Ottawa	28	0	3	3	29	5	0	1	1	4
Philadelphia	26	0	3	3	29	7	0	0	0	4
Phoenix	10	0	1	1	4	0	0	0	0	0
Pittsburgh	26	0	5	5	28	0	0	0	0	0
San Jose	12	0	2	2	11	7	0	1	1	4
St. Louis	13	0	1	1	4	0	0	0	0	0
Tampa Bay	4	0	1	1	2	0	0	0	0	0
Toronto	28	0	2	2	41	0	0	0	0	0
Vancouver	14	1	1	2	34	0	0	0	0	0
Washington	40	0	10	10	42	6	0	2	2	4
NHL Totals:	616	12	84	96	724	52	0	6	6	41

NHL HIGHLIGHTS

FIRSTS:

First GP:.....02/09/1999 at OTT
First Asst:..... 11/19/1999 at ATL
First Goal:.....11/24/2000 vs FLA

MOSTS: MOST RECENTLY

Goals:..... 1 (12X) 12/09/2007 at CHI
Assists:..... 2 (5X) 11/24/2007 at COL
Points:..... 2 (7X) 11/24/2007 at COL (0G-2A)
SOG:..... 6 (2X) 04/01/2006 at FLA
PIM:..... 19 (3X) 03/02/2002 vs FLA
+/-:..... 3 (5X) 03/31/2007 vs WAS

LONGEST PERSONAL STREAKS:

Goals:..... 1 (12X) 12/09/2007 12/09/2007 (1G)
Assists:..... 2 (10X) 03/25/2006 03/27/2006 (2A)
Pts:..... 3 (1X) 11/17/2002 11/21/2002 (1G-2A)

CUPS: TB (2004)

2007-08 HIGHLIGHTS

Finished 3rd on the team in PIMS (135) and 3rd amongst Flames defencemen in games played (80) ... finished 17th amongst NHL defencemen in hits (157) ... scored his first goal as a Flame on Oct.6 VAN 4 @ CGY 3 (OT), and was named as the games 3rd star ... played in his 400th consecutive games on Nov.1 DET 4 @ CGY 1, which was the second longest current streak in the NHL ... had his first multi-point game as a Flame with two assists and tied a team high in +/- (-+2), hits (3), and blocked shots (2) on Nov.24 CGY 5 @ COL 2, and was named as the games 1st star ... had his first multi-fight game with the Flames (vs. Stortini and Glencross) on Feb.4 CGY 0 @ EDM 5 ... played in his 600th career game on Feb.26 COL 3 @ CGY 2 OT ... ended the NHL's longest current ironman streak at 453 games on Mar.1 CGY 3 @ PHX 1 ... **PLAYOFFS:** played in all seven playoff games registering one assist, four penalty minutes, and averaging 19:34 minutes of ice time ... led the Flames in hits (4) including a huge hit on Sharks captain Patrick Marleau which team-mates credit him with turning the game around from a 3-0 deficit to a 4-3 Flames win on Apr.13 SJ 3 @ CGY 4

CAREER HIGHLIGHTS

2006-07: played in all 82 games for TB ... registered 15 assists, and 70 PIMS, while averaging 18:06 in ice time ... had a season high 2 assists on Mar.31 vs. WSH ... had a season high 23:30 of ice time on Dec.30 vs. MTL and again on Mar.31 vs. WSH ... had a season +3 rating on Mar.22 vs. NJ and again on Mar.31 vs. WSH ... had a season high 3 shots on goal on Nov.16 vs. CAR and again on Mar.30 at CAR ... **PLAYOFFS:** played in all six games vs. NJ, registering 2 PIMS ... was a plus-1 and landed two hits in Game 1 ... had a plus-2 rating, landed two hits and logged 18:32 of ice time in Game 3 ... landed three hits in Game 5 **2005-06:** Played in his 300th consecutive game to extend his franchise record games played streak ... Set a personal high with 6 shots on goal 4/1 @ FLA ... Logged a season high of 28:15 in ice time 3/30 vs. ATL ... Tied his career best with an assist in his 2nd consecutive game and blocked 4 shots 3/27 @ CAR ... Scored his 1st goal of the season and added an assist 3/25 vs. NYR ... Dished out his 10th assist of the season for a point in his 2nd consecutive game 1/31 vs. TOR ... Recorded an assist in his 2nd consecutive game 12/17 vs. DET ... Dished out his 4th assist of the season and had 2 hits 10/15 at PIT ... Added an assist to tie Cory Cross for 33rd on the all-time Lightning assists list (58) ... Dished out the primary assist, his 2nd of the season, and set the Lightning record for most consecutive games played with 227, surpassing Rob Zamuner (226) 10/8 vs. FLA ... Recorded his first point of the season with an assist and logged 19:28 of ice time 10/5 vs. CAR ... **PLAYOFFS:** Tied for 8th on the Lightning in points with 1 ... Tied for 3rd on the team among defencemen with a minus-1 rating ... Recorded his first point of the playoffs with an assist and had 2 shots on goal in Game 5 of the ECQF vs. OTT ... Recorded a plus-1 rating in 2 of the 5 games in the series ... Landed a total of 11 hits in the series ... Led the team in hits with five in Game 3 ... Had an even rating or better in Games 1 and 2 ... **2003-04:** Set new career highs in assists, points, plus/minus, shorthanded goals, and shots while appearing in all 82 games for the 2nd consecutive season ... Led Lightning defencemen in penalty minutes with 89 ... Recorded 2 multi-point games, doubling his total prior to 2003-04 ... Was 1 of 2 Lightning defencemen to score a shorthanded goal ... Surpassed Brad Richards for the 2nd longest games played streak in franchise history when he played his 209th consecutive game 3/5 vs. NJ ... He finished the season with an active streak of 224 games ... Scored his 1st career shorthanded goal 3/3 vs. CHI setting a new career best for points in a season with his 15th and 16th of the year ... Recorded his 12th assist of the year setting a new career best for assists in a season 2/28 vs. WSH ... Tied Rob Zamuner for 10th all-time in Lightning penalty minutes with 323 2/26 vs. TOR ... Scored his 1st goal of the season, the 4th game winning goal of his career, 12/7 @ NYR ... Named NHL Co-Defensive Player of the Week for the period ending 11/23/03 ... Played 62:17 without being on the ice for a goal-against, and 152:30 in the previous eight games, allowing only 1 goal ... Had his 3rd multi-point game of his career (last 4/1/02 vs. NYR) 11/1 vs. CAR ... **PLAYOFFS:** Appeared in all 23 games in Tampa's Stanley Cup Championship run, setting career bests in games played, penalty minutes, and shots ... Recorded 12 penalty minutes for a personal post-season high in Game 3 @ CGY 5/29 ... Logged more than 30 minutes of ice time (30:09) in Game 6 @ PHI 5/20 ... Recorded his 2nd point of the playoffs in Game 2 4/25 vs. MTL ... Recorded his 3rd career playoff point, his 1st of the post-season with an assist in Game 3 vs. New York ... **2002-03:** 1 of 3 Lightning players to appear in all 82 games ... Set career-highs in points (14), goals (5), and games played ... Registered 1st point of the season with an assist on Martin St. Louis's SHG 10/18 vs. ATL ... Scored 1st goal of the season with OT goal 11/17 at CAR (1st career OT goal), snapping a streak of 150 games without a goal ... Saw season-high 25:14 of ice time in 1-0 W vs. DET (1/7) ... **PLAYOFFS:** Made his playoff debut, appearing in all 11 games and recording 2 assists and 6 PIM ... Was plus-2, tied with Fredrik Modin for 2nd best on team ... Recorded 1st career playoff point with assist on Lightning's 1st goal of 2003 Playoffs in Game 2 vs. WSH on 4/12 ... Tied team record with 5 shots in OT in Game 5 @ NJ on 5/2 ... **2001-02:** 3rd on team with 112 hits ... Set career-highs in assists (11) ... Scored 6 points in the season's final 8 games ... Returned from injury 10/20 vs. NYR with 1st career multi-point game (0-2-2), including an assist on the GWG ... Assessed career-high 19 PIM 10/25 vs. LA ... Assigned to Springfield (AHL) on 11/20 for conditioning assignment and returned to team 11/25 ... Saw majority of his ice time as a forward 1/15 at NJ and 1/19 vs. MTL ... Recorded 2nd career multi-point game with 0-2-2 vs. NYR (4/1) ... Assisted on team's 2nd goal in 3-2 OT win at FLA (4/4) ... Saw season-high 25:20 of ice time in FLA game ... **2000-01:** Appeared 73 games, scoring 1-8-9 ... 3rd on team with 136 hits and 83 blocked shots ... Registered 1st point of the season with an assist vs. ATL (10/15/00) ... Assigned to Detroit (IHL) on 10/26/00 and recalled on 11/4/00 ... Recorded team-high 7 hits in a season-high 24:15 of ice time at DAL (11/20/00) ... Scored 1st career goal 11/24/00 vs. FLA ... FLA goal was the game-winner ... Assigned to Detroit (IHL) on 2/13/01 and recalled on 2/15/01 ... Recorded points in back-to-back games for 2nd time in career with 0-2-2 from 3/30-4/1/01 ... Assisted on GWG at FLA (3/30/01) ... Appeared in 3 games with Detroit scoring 0-2-2 ... **1999-00:** Recorded career-0-6-6 in 59 games with TB and BUF ... Registered 1st NHL point, an assist, 11/19/99 at ATL ... Made his Lightning debut 3/10/00 vs. FLA ... Recorded his 1st Lightning point, an assist, 3/12/00 vs. CHI ... **1998-99:** Spent major part of season with Rochester (AHL) ... Appeared in 4 games with BUF ... Made NHL debut 2/9/99 for BUF in 1-1 tie at OTT ... Selected to Bauer AHL All-Rookie Team ... Played with Canadian All-Stars in AHL All-Star Game (1/25/99) ... Played in 1st professional game 10/10/98 with Rochester (IHL) at Adirondack ... Registered 1st professional point (assist) vs. Cincinnati (10/17/98).

INTERNATIONAL HIGHLIGHTS

1998: Appeared in his 2nd consecutive World Junior tournament, recording 0-1-1 and 6 penalty minutes in 7 games ... Served as an Assistant Captain teammates included Alex Tanguay... **1997:** Appeared in 7 games for Canada in the World Junior Championships, recording 6 PIM for the Gold Medal winners.

JUNIOR HIGHLIGHTS

Played parts of four seasons with Saskatoon and part of one season with Seattle of the Western Hockey League from 1994-95 to 1997-98 ... **1997-98:** Split the season between Saskatoon and Seattle of the WHL, appearing in 33 games with Saskatoon and 13 with Seattle ... Recorded career highs with 8 goals, 40 assists and 48 points in 46 games ... Named to the WHL West Second All-Star Team ... **1996-97:** Led Saskatoon defencemen in scoring with 6 goals and 27 assists ... 4th on team in penalty minutes with 158 ... **1995-96:** Played in 59 games, registering 5-18-23 ... Appeared in 3 playoff games, recording 4 penalty minutes ... **1994-95:** Joined Saskatoon for final 6 games of the regular season, and appeared in 3 playoff games, recording an assist.



JIM VANDERMEER

WE ARE THE C of RED™



4 JIM VANDERMEER - D

BORN: Caroline, AB
DATE: February 21, 1980
HEIGHT: 6'1"
WEIGHT: 211 lbs.
SHOOTS: Right

HOW ACQUIRED: Traded from Philadelphia on February 20, 2008 in exchange for a 3rd round draft pick (2009)

CAREER RECORD

REGULAR SEASON								PLAYOFFS				
Season	Club	Lea.	GP	G	A	PTS	PIM	GP	G	A	PTS	PIM
1997-98	Red Deer	WHL	35	0	3	3	55	2	0	0	0	0
1998-99	Red Deer	WHL	70	5	23	28	258	9	0	1	1	24
1999-00	Red Deer	WHL	71	8	30	38	221	4	0	1	1	16
2000-01	Red Deer	WHL	72	21	44	65	180	22	3	13	16	43
2001-02	Philadelphia	AHL	74	1	13	14	88	5	0	2	2	14
2002-03	Philadelphia	AHL	48	4	8	12	122	-	-	-	-	-
	Philadelphia	NHL	24	2	1	3	27	8	0	1	1	9
2003-04	Philadelphia	NHL	23	3	2	5	25	-	-	-	-	-
	Philadelphia	AHL	26	1	6	7	120	-	-	-	-	-
	Chicago	NHL	23	2	10	12	58	-	-	-	-	-
2004-05	Norfolk	AHL	52	3	10	13	164	-	-	-	-	-
2005-06	Chicago	NHL	76	6	18	24	116	-	-	-	-	-
2006-07	Chicago	NHL	46	1	6	7	53	-	-	-	-	-
2007-08	Chicago	NHL	26	2	7	9	44	-	-	-	-	-
	Philadelphia	NHL	28	1	5	6	27	-	-	-	-	-
	Calgary	NHL	21	0	2	2	39	7	0	0	0	4
TOTALS		NHL	267	17	51	68	389	15	0	1	1	13
		AHL	200	9	37	46	494	5	0	2	2	14

VANDERMEER VS. NHL

TEAM	Regular Season						Playoffs					
	GP	G	A	PTS	PIM		GP	G	A	PTS	PIM	
Anaheim	12	0	1	1	13		0	0	0	0	0	
Atlanta	7	0	0	0	7		0	0	0	0	0	
Boston	5	0	0	0	10		0	0	0	0	0	
Buffalo	6	0	0	0	2		0	0	0	0	0	
Carolina	5	0	2	2	2		0	0	0	0	0	
Calgary	6	1	1	2	10		0	0	0	0	0	
Chicago	3	0	0	0	7		0	0	0	0	0	
Columbus	21	1	6	7	30		0	0	0	0	0	
Colorado	10	1	2	3	9		0	0	0	0	0	
Dallas	8	0	3	3	21		0	0	0	0	0	
Detroit	13	0	2	2	8		0	0	0	0	0	
Edmonton	9	1	4	5	13		0	0	0	0	0	
Florida	7	1	4	5	6		0	0	0	0	0	
Los Angeles	7	0	0	0	20		0	0	0	0	0	
Minnesota	15	0	1	1	35		0	0	0	0	0	
Montreal	6	1	0	1	0		0	0	0	0	0	
New Jersey	6	0	0	0	11		0	0	0	0	0	
NY Islanders	10	3	1	4	4		0	0	0	0	0	
NY Rangers	7	0	0	0	6		0	0	0	0	0	
Nashville	21	1	4	5	37		0	0	0	0	0	
Ottawa	4	0	0	0	7		6	0	0	0	9	
Philadelphia	3	0	0	0	2		0	0	0	0	0	
Phoenix	13	1	5	6	7		0	0	0	0	0	
Pittsburgh	5	1	1	2	4		0	0	0	0	0	
San Jose	6	1	1	2	12		7	0	0	0	4	
St. Louis	23	3	6	9	32		0	0	0	0	0	
Tampa Bay	7	0	1	1	7		0	0	0	0	0	
Toronto	5	0	2	2	19		2	0	1	1	0	
Vancouver	11	1	3	4	41		0	0	0	0	0	
Washington	6	0	1	1	7		0	0	0	0	0	
NHL Totals:	267	17	51	68	389		15	0	1	1	13	

NHL HIGHLIGHTS

FIRSTS:

First GP:..... 01/03/2003 at ANA
First Goal:..... 01/16/2003 vs MTL
First Asst: 02/04/2003 at NYI

MOSTS: MOST RECENTLY

Goals:..... 2 (2X) 11/10/2005 at STL
Assists: 2 (4X) 01/16/2008 vs FLA
Points:..... 2 (9X) 01/16/2008 vs FLA (OG-2A)
SOG:..... 6 (1X) 11/24/2007 at EDM
PIM:..... 15 (3X) 11/14/2007 at CBJ
+/-:..... 4 (1X) 04/06/2003 at FLA

LONGEST PERSONAL STREAKS:

Goals:..... 1 (15X) 01/24/2008 01/24/2008 (1G)
Assists: 3 (1X)03/15/2006 03/19/2006 (3A)
Pts:..... 4 (1X)03/17/2004 03/23/2004 (2G-2A)

CUPS: NONE

2007-08 HIGHLIGHTS

Recorded two goals and seven assists for nine points and 44 penalty minutes in 26 games for the Blackhawks ... Game at Buffalo on Dec. 21 was his first game as a Flyer this season ... His assist at Toronto on Jan. 5 was his first point as a Flyer this season ... Played in his 200th career NHL game at Dallas on Oct. 31... Was second on PHI in penalty minutes at the time of the trade ... acquired by the Calgary Flames on Feb.20 ... played his first game as a Calgary Flame registering 19:34 of ice time, 3 take aways and 1 blocked shot ... had a team high in blocked shots (3) on Feb.26 COL 3 @ CGY 2 (OT) ... tied a team high in hits (5) on Mar.1 CGY 3 @ PHX 1... registered his first point as a Flame on Mar. 10 STL 3 @ CGY 7 ... **PLAYOFFS:** had a team high in blocked shots (3) on Apr.15 SJ 3 @ CGY 2

CAREER HIGHLIGHTS

2006-07: : Appeared in 46 games, recording 7 points (1 goal, 6 assists) ... suffered a broken bone in his leg on Jan. 26 vs. Nashville and missed the rest of the season ... collected an assist and was plus-3 in the 4-1 win on Dec. 10 vs. Edmonton ... tallied an assist and was plus-1 vs. Detroit on Dec. 14 ... scored a goal on Jan. 16 vs. Columbus ... **2005-06:** Set new career-highs in NHL games played (76), goals (6), power play goals (2), assists (18), points (24) and penalty minutes (116) ... his two power play goals led all Blackhawk defencemen ... had five multi-point games to lead all Blackhawk defencemen ... missed two games due to a bruised ankle and two games due to a suspension ... scored two goals for the second time in his career, including the game-winner, in a 4-2 win at St. Louis on Nov. 10 ... was honored as a team leader by being given the "A" on his sweater for select games ... **2004-05:** Appeared in 52 games for Norfolk scoring 3 goals, 10 assists, 13 points, and 164 penalty minutes (4th on the team) ... led the Admirals with a plus-13 rating ... passed the 400 career AHL penalty minutes mark on Dec. 4 at Philadelphia ... skated in his 200th career AHL game at Albany on Feb. 21 ... missed 26 regular season games and 6 playoff games Feb. 23 - May 1 due to an injured hip ... underwent hip surgery to repair a torn labrum on March 11 ... **2003-04:** Began the season with the Philadelphia Flyers appearing in seven games before being assigned to the Phantoms in the AHL ... was recalled by the Flyers and recorded his first 2-goal game on Dec. 20 vs. the NY Islanders ... missed 6 games from Jan. 22 - Feb. 2 after separating his shoulder ... was acquired by the Blackhawks on Feb. 19 ... made his Blackhawk debut on Feb. 22 vs. St. Louis and picked up an assist on the winning goal ... scored his first Blackhawk goal and his first power-play goal on March 19 vs. Vancouver ... scored a shorthanded goal, the first of his career, and was plus-2 at Colorado on March 23 ... had a 4-game scoring streak (2 goals, 2 assists, 4 points) from March 17-23 ... was second on the team in scoring among defencemen with 17 points (5 goals, 12 assists) ... averaged 19:21 of ice time per game tying him for third with Steve McCarthy among defencemen ... **2002-03:** Split the season between Philadelphia's NHL and AHL clubs ... appeared in 24 games with the Flyers notching 2 goals and 1 assist for 3 points and 27 penalty minutes ... recorded 4 goals and 8 assists for 12 points and 122 penalty minutes in 48 games for the Phantoms ... won the Phantoms' Most Coachable Player Award for the second consecutive season ... made his NHL debut at Anaheim on Jan. 3 ... was named First Star of the Game vs. Montreal on Jan. 16 after scoring his first NHL goal ... recorded an assist on Recchi's game-winning goal at NY Islanders on Feb. 4, his first NHL assist ... scored a goal and was plus-4 at Florida on April 6 ... appeared in 8 post season contests with the Flyers recording an assist and 9 penalty minutes ... **2001-02:** Received the Philadelphia Phantoms' (AHL) Most Coachable Player Award ... recorded a goal and 13 assists for 14 points and 88 penalty minutes in 74 games for the Phantoms ...

JUNIOR HIGHLIGHTS

Posted 134 points (41 goals, 93 assists) and 714 penalty minutes in 241 games over four seasons (1997-98 through 2000-01) for the Red Deer Rebels of the WHL ... Served as Red Deer's captain from 1999-2000 through 2000-01 ... **2000-01:** Named Canadian Major Junior Humanitarian Player of the Year ... was named to the WHL East First All-Star Team ... named WHL Humanitarian Player of the Year and captured the Red Deer Players' Player, Top Defenceman and Co-Community Relations Awards ... was a member of the Red Deer team that won the Memorial Cup and WHL Championship (regular season and playoffs) ... led the WHL in plus/minus with a plus-49 rating ... played in the WHL All-Star Game ... registered 28 goals and 37 assists for 65 points and 180 penalty minutes in 65 regular season games for Red Deer ... added 16 points (3 goals, 13 assists) and 43 penalty minutes in 22 playoff games for Red Deer ... **1999-00:** Led the Rebels in penalty minutes with 221 ... recorded 38 points (8 goals, 30 assists) and 221 penalty minutes in 71 games for Red Deer ... 1998-99: Led the Rebels in penalty minutes with 258 (4th in the WHL) ... registered 5 goals and 23 assists for 28 points and 258 penalty minutes in 70 games for Red Deer ... **1997-98:** Appeared in 35 games for Red Deer, posting 3 assists and 55 penalty minutes



RHETT WARRENER

WE ARE THE C of RED™



44 RHETT WARRENER - D

BORN: Shaunavon, SK
DATE: January 27, 1976
HEIGHT: 6'1"
WEIGHT: 199 lbs.
SHOOTS: Right

HOW ACQUIRED: From the Buffalo Sabres along with Steve Reinprecht on July 3, 2003 in exchange for Steve Begin and Chris Drury

CAREER RECORD

REGULAR SEASON								PLAYOFFS				
Season	Club	Lea.	GP	G	A	PTS	PIM	GP	G	A	PTS	PIM
1991-92	Sask. Blazers	SMHL	33	6	5	11	71	-	-	-	-	-
	Saskatoon	WHL	2	0	0	0	0	-	-	-	-	-
1992-93	Saskatoon	WHL	68	2	17	19	100	9	0	0	0	14
1993-94	Saskatoon	WHL	61	7	19	26	131	16	0	5	5	33
1994-95	Saskatoon	WHL	66	13	26	39	137	10	0	3	3	6
1995-96	Florida	NHL	28	0	3	3	46	21	0	3	3	10
	Carolina	AHL	9	0	0	0	4	-	-	-	-	-
	Canada	WJC	6	0	0	0	4	-	-	-	-	-
1996-97	Florida	NHL	62	4	9	13	88	5	0	0	0	0
1997-98	Florida	NHL	79	0	4	4	99	-	-	-	-	-
1998-99	Florida	NHL	48	0	7	7	64	-	-	-	-	-
	Buffalo	NHL	13	1	0	1	20	20	1	3	4	32
1999-00	Buffalo	NHL	61	0	3	3	89	5	0	0	0	2
2000-01	Buffalo	NHL	77	3	16	19	78	13	0	2	2	4
2001-02	Buffalo	NHL	65	5	5	10	113	-	-	-	-	-
2002-03	Buffalo	NHL	50	0	9	9	63	-	-	-	-	-
2003-04	Calgary	NHL	77	3	14	17	97	24	0	1	1	6
2005-06	Calgary	NHL	61	3	3	6	54	7	0	0	0	14
2006-07	Calgary	NHL	62	4	6	10	67	6	0	0	0	10
2007-08	Calgary	NHL	31	1	3	4	21	-	-	-	-	-
TOTALS		NHL	714	24	82	106	899	101	1	9	10	78
		FLAMES	231	11	26	37	239	24	0	1	1	6
		AHL	9	0	0	0	4	-	-	-	-	-
		WHL	197	22	62	84	368	35	0	8	8	53

WARRENER VS. NHL

TEAM	Regular Season				Playoffs			
	GP	G	A	PTS	GP	G	A	PTS
Anaheim	17	0	2	12	7	0	0	0
Atlanta	13	1	2	3	22	0	0	0
Boston	31	3	6	9	54	11	1	0
Buffalo	15	0	1	1	2	0	0	0
Carolina	29	1	3	4	21	0	0	0
Calgary	11	0	1	1	23	0	0	0
Chicago	23	0	4	4	33	0	0	0
Columbus	15	1	3	4	20	0	0	0
Colorado	34	1	7	8	34	3	0	0
Dallas	21	1	2	3	10	5	0	0
Detroit	21	1	2	3	6	10	0	0
Edmonton	29	2	0	2	33	0	0	0
Florida	15	0	3	3	14	0	0	0
Los Angeles	22	0	1	1	27	0	0	0
Minnesota	20	1	2	3	25	0	0	0
Montreal	29	1	3	4	30	0	0	0
New Jersey	27	1	4	5	39	0	0	0
NY Islanders	34	2	2	4	34	0	0	0
NY Rangers	24	1	0	1	37	5	0	0
Nashville	17	1	4	5	27	0	0	0
Ottawa	29	1	4	5	52	4	0	1
Philadelphia	27	0	3	3	55	17	0	2
Phoenix	23	1	2	3	28	0	0	0
Pittsburgh	28	0	6	6	61	14	0	3
San Jose	24	1	1	2	18	6	0	1
St. Louis	21	0	2	2	42	0	0	0
Tampa Bay	29	0	5	5	33	7	0	0
Toronto	25	2	2	4	49	5	0	2
Vancouver	34	1	2	3	40	7	0	0
Washington	27	0	3	3	18	0	0	0
NHL Totals:	714	24	82	106	899	101	1	9

NHL HIGHLIGHTS

FIRSTS:

First GP:..... 10/07/1995 at NJ
 First Asst:01/08/1996 at SJ
 First Goal:..... 01/23/1997 at BOS

MOSTS: MOST RECENTLY

Goals:..... 1 (24X) 03/01/2008 at PHX
 Assists:..... 3 (1X) 03/07/2004 at COL
 Points:..... 3 (1X) 03/07/2004 at COL (0G-3A)
 SOG:..... 6 (1X) 01/12/2001 at ANA
 PIM:..... 17 (7X) 03/20/2004 vs NSH
 +/-:..... 4 (1X) 03/07/2004 at COL

LONGEST PERSONAL STREAKS:

Goals:..... 1 (24X) 03/01/2008 03/01/2008 (1G)
 Assists:..... 3 (1X) 10/17/2000 10/21/2000 (3A)
 Pts:..... 3 (1X) 10/17/2000 10/21/2000 (0G-3A)

CUPS: NONE

2007-08 HIGHLIGHTS

Finished with 31 games registering one goal and three assists along with 21 penalty minutes ... registered his first multi-point game of the season with a pair of assists on Oct.13 CGY7 @ NSH 4 ... tied a team high in blocked shots (3) on Oct.18 LA 3 @ CGY 4 ... led all Flames in blocked shots (2) on Oct.22 SJ 4 @ CGY 1 ... missed four games (Nov.3-10) due to illness ... played in his 700th career NHL game and led the Flames in blocked shots (2) on Nov.20 COL 1 @ CGY 4 ... left the game with an ankle injury on Nov.24 CGY 5 @ COL 2 ... missed 19 games with an ankle injury, returned Jan.15 ... tied a team high in hits (3) on Jan.22 MIN 1 @ CGY 2 ... had a team high in hits (4) on Feb.19 CGY 4 @ PHX 1 ... injured foot on Mar.15 and missed the remainder of the season

CAREER HIGHLIGHTS

2006-07: ... played in his 11th NHL season, and 3rd with the Flames ... Flames were 3-0-0-1 when scoring ... missed the first five games of the season with a knee injury ... played his first game of the season after returning from a knee injury on Oct.17 @ MTL (L 5-4) ... registered his first point of the season with an assist on Nov.1 @ DET (L 3-2) ... had 4 blocked shots on Nov.3 @ CLB (L/SO 5-4) ... had a team high 3 blocked shots on Nov.4 @ STL (W 3-2) ... scored his 1st goal of the season and registered his 1st multi-point game, and was tied for the team led with +2 on Nov.11 @ VAN (W 3-2) ... missed Nov.26 @ ANA with a lower body injury ... was named the games 3rd star on Dec.1 vs. CLB (W 2-1) ... led all Flames in blocked shots on Dec.5 vs. CAR (W 3-0) ... scored a short handed goal, tied for the team led with +1, and tied for the team led in hits with 3 on Dec.7 @ MIN (L/SO 3-2), was named the games 3rd star (for the 2nd consecutive game) ... led all Flames and had a season high 6 blocked shots on Dec.9 vs. VAN (W 5-3) ... scored his 3rd goal of the season, which was his 100th career NHL point on Feb.2 vs. CLB (W 6-2) ... scored the game winning goal in overtime on Mar.22 vs. NSH (W/OT 3-2) ... played his 200th game as a Flame on Apr.8 @ COL (L 3-6) ... won the Ralph T. Scurfield Humanitarian Award for the second straight year. **2005-06:** Played in his 10th NHL season and his 2nd with the Flames ... won the Flames' Scurfield Humanitarian Award ... played in 61 games scoring six points (3g, 3a) and 54 PIMs ... was 6th on the team in +/- (+7) ... posted two points while SH (1g, 1a) and four at even strength ... went +3 on Jan. 14 at MIN ... scored a goal while playing in his 600th NHL career game on Jan. 10 at NYR ... scored his 2nd career SH goal on Oct. 15 vs. EDM ... scored his first goal of the season and led the team in TOI (24:26) on Oct. 9 at DET ... averaged 19:11 of ice-time ... missed 20 games due to injury ... **PLAYOFFS:** played in all seven games vs. ANA posting 14 PIMs while averaging 19:56 of ice-time ... **2004-05** - did not play due to NHL work stoppage ... **2003-04** - played in his first season with the Flames posting 17 points (3g, 14a) in 77 games ... notched eight points (2g, 6a) at home and nine points (1g, 8a) on the road ... recorded two PP assists and three points (1g, 2a) while SH ... Flames were 1-2-0-0 when scoring ... posting three MP games (Flames were 3-0-0-0 during these games) ... set new career highs in points (3a), assists (3) and +/- (+4) on Mar. 7 at COL ... matched a career high with 17 PIMs on Mar. 20 vs. NSH ... scored a SH goal on Dec. 31 vs. COL ... scored the GW goal (his first goal with the Flames) on Dec. 23 vs. EDM ... recorded two assists on Dec. 7 vs. PIT ... played in his 500th NHL career game on Nov. 22 vs. CHI ... recorded two assists including one on the GW goal on Nov. 12 at CHI ... posted his first point/assist with the Flames on Oct. 21 at MIN ... played in his first game with the Flames on Oct. 9 at VAN ... averaged 19:52 of ice-time ... missed five games due to injury ... **PLAYOFFS:** played in 24 games posting one assist ... finished 4th on the team in average ice-time during the playoffs (24:06) ... played in his first playoff game with Calgary on Apr. 7 at VAN ... played in all six games in the Western Conference Championship vs. SJ ... went +1 in Game 2 on May 11 at SJ ... posted an assist in Game 1 vs. SJ on May 9 ... was +2 in Game 6 of the Stanley Cup Finals vs. TB on June 5 ... missed two games due to injury ... **2002-03** - appeared in his eighth NHL season posting nine assists with the Sabres ... was T-3rd on the Sabres with a +1 rating ... posted six assists at home and three assists on the road ... recorded one assist on the PP and one while SH ... posted two assists (one PP) in 5-2 BUF win vs. PHI on Mar. 18 ... notched a SH assist on Feb. 28 vs. DAL ... was one of only six Sabres to be a plus player with a +1 rating ... missed 30 games due to injury ... averaged 18:14 minutes of ice-time ... **2001-02** - set career highs in goals (5) and PIMs (113) ... suspended for two games by the league for third instigator penalty of season assessed at STL on Mar. 28 ... established new career high for goals in a season (5) scoring the GW goal on Mar. 1 vs. BOS (also added an assist matching a career high for points in a game with two) ... tied a career high with 17 PIMs at NJ on Feb. 10 ... scored his first career GT goal on Feb. 5 in a 2-2 tie at BOS ... scored first goal and was a +2 on Oct. 23 vs. SJ ... missed 15 games due to injury ... **2000-01** - won Tim Horton Memorial Award for performance far superior to public recognition ... led BUF defencemen in +/- rating for second consecutive season (+10) ... set career highs in assists (16) and points (19) ... two of three goals on season were GW goals ... scored the game's first goal and was a +3 in a 3-0 win vs. TOR on Mar. 20 ... scored first GW goal as a Sabre on Feb. 15 vs. ATL ... assisted the OT winner on Feb. 10 at OTT ... posted a three game assist streak from Oct. 20-25 ... **PLAYOFFS:** posted two assists in 13 playoff games ... **1999-00** - finished first among team defencemen with +18 ... assisted the game-winning goal on Dec. 23 vs. COL ... missed first two games of season due to injury suffered in 1999 Stanley Cup Finals ... **PLAYOFFS:** averaged 21:42 of ice-time in five playoff games ... **1998-99** - recorded his 300th career PIM at CHI on Mar. 31 ... acquired by BUF from FLA with a fifth round choice in 1999 Entry Draft for Mike Wilson on Mar. 23 ... posted two assists and was a season high +3 with FLA on Feb. 20 vs. PHX ... played in his 200th NHL career game on Feb. 11 at OTT ... **PLAYOFFS:** finished third in the NHL in +/- in the playoffs with a +12 rating ... scored first NHL career playoff goal on Mar. 12 vs. BOS ... missed Game Six of the Stanley Cup Finals due to injury suffered in a fight with Derian Hatcher of DAL after time had expired in Game Five ... **1997-98** - played in his 100th NHL career game at BOS on Oct. 25 ... recorded 11 major penalties finished sixth on the Panthers in PIM (99) ... **1996-97** - played in 62 games with Florida ... posted two assists at CHI on Dec. 20 for his first NHL career multiple point game ... scored his first NHL career goal and added an assist on Jan. 23 at BOS (Tallies) ... **PLAYOFFS:** played in five playoff games ... **1995-96** - made his NHL debut appearing in 28 games with Florida ... played in his first NHL career game on Oct. 7 @ NJ ... recorded his first NHL career point/assist on Jan. 8 at SJ ... was one of three 19 year-old defencemen with Panthers (Ed Jovanovski & David Nemirovsky) ... **PLAYOFFS:** played in 21 of 22 playoff games with Panthers posting three assists ... played in first three games of the Stanley Cup Finals before missing Game Four with strained groin ... recorded an assist in three straight playoff games (May 14-20) ... also played in nine regular season games with Carolina Monarchs (AHL)

INTERNATIONAL HIGHLIGHTS

1996 - Won a Gold Medal at the 1996 World Junior Championships ... teammates on the Canadian team included tournament leading scorer Jarome Iginla

JUNIOR HIGHLIGHTS

Played in 197 games with the Saskatoon Blades of the WHL posting 84 points (22g, 62a) and 368 penalty minutes ... **1994-95** - in his final season in the WHL posted junior career highs in goals (13), assists (26), points (39) and PIM (137) ... posted three assists in 10 playoff games with Saskatoon ... **1993-94** - recorded 26 points in 61 games in his second season in the WHL ... notched five assists in 16 playoff games ... **1992-93** - played in his rookie season in the WHL appearing in 68 games posting 19 points (2g, 17a) and 100 PIMs ... was named Saskatoon's rookie of the year ... **1991-92** - made his WHL debut playing in two games with the Blades

FLAMES IN THE SYSTEM



KYLE GREENTREE – LW

BORN: Victoria, BC
DATE: November 15, 1983
HEIGHT: 6'3"
WEIGHT: 211 lbs.
SHOOTS: Left

HOW ACQUIRED: Traded from Philadelphia in exchange for Tim Ramholt on June 30, 2008

2007-2008 HIGHLIGHTS

Was scoreless in two games with the Philadelphia Flyers ... recorded 24 goals and 24 assists for 48 points and 83 penalty minutes in 72 games for the Phantoms (AHL) ... led the Phantoms in goals (24) ... was 3rd on the team in points (48) ... T-3rd on the team in power play goals (10) ... was reassigned to the Phantoms on Feb. 16 ... did not play at Montreal on Feb. 16 ... was scoreless vs. Tampa Bay on Feb. 14 and at NY Islanders on Feb. 12, his first career NHL game ... was recalled from the Phantoms on Feb. 11 ... **PLAYOFFS:** Did not play the three games of the Eastern Conf. Final series vs. Pittsburgh ... was recalled from the Flyers' American Hockey League affiliate, the Philadelphia Phantoms, on May 12 ... recorded four points (1G,3A) in 12 Calder Cup Playoff games with the Phantoms

CAREER HIGHLIGHTS

2006-07: Split season between the University at Alaska-Fairbanks (CCHA) and the Philadelphia Phantoms (AHL) ... scored two goals in eight regular season games for the Phantoms

COLLEGE HIGHLIGHTS

2006-07: Named team MVP for the second consecutive season ... registered 21 goals and 21 assists for 42 points in 39 games for Alaska-Fairbanks ... **2005-06:** named team MVP ... played in 39 games notching eight goals, 19 assists for 27 points and 58 penalty minutes ... **2004-05:** played in 37 games, scoring 12 goals and 20 assists for 32 points and 31 penalty minutes ... **Career:** Played three seasons for Alaska-Fairbanks (2004-05 through 2006-07), recording 41 goals and 60 assists for 101 points and 167 penalty minutes in 115 games which led the team in scoring all three seasons

JUNIOR HIGHLIGHTS

2003-04: Finished his four year junior career with the Victoria Salsa (BCHL) recording 62 goals, 53 assists for 115 points in 59 games ... was the franchise's all-time leading scorer ... was the recipient of the Brett Hull Trophy as the BCHL scoring champion ... **PLAYOFFS:** played in all five playoff games registering four goals and five assists for nine points and 29 penalty minutes

CAREER RECORD

Season	Club	Lea.	REGULAR SEASON					PLAYOFFS					
			GP	G	A	PTS	PIM	GP	G	A	PTS	PIM	
2003-04	Victoria	BCHL	59	62	53	115	170	5	4	5	9	29	
2004-05	Alaska Fairbanks	CCHA	37	12	20	32	31	-	-	-	-	-	
2005-06	Alaska Fairbanks	CCHA	39	8	19	27	58	-	-	-	-	-	
2006-07	Alaska Fairbanks	CCHA	39	21	21	42	78	-	-	-	-	-	
2007-08	Philadelphia	AHL	8	2	0	2	2	-	-	-	-	-	
	Philadelphia	AHL	72	24	24	48	83	12	1	3	4	11	
	Philadelphia	NHL	2	0	0	0	0	-	-	-	-	-	
TOTALS			NHL	2	0	0	0	0	-	-	-	-	-
			AHL	80	26	24	50	85	12	1	3	4	11
			CCHA	115	41	60	101	167	-	-	-	-	-

WE
ARE



FLAMES IN THE SYSTEM



JAMIE LUNDMARK - C

BORN: Montreal, PQ
DATE: January 16, 1981
HEIGHT: 6'0"
WEIGHT: 196 lbs.
SHOOTS: Right

HOW ACQUIRED: Signed as a free agent on July 16, 2008

2007-2008 HIGHLIGHTS

Spent the first two months of the 2007-08 season in Russia playing 14 games for Moscow Dynamo before coming back to North America where he spent the remainder of the season with the Lake Erie Monsters (AHL) posting 33 points (13 goals, 20 assists) and 71 penalty minutes in 51 games... signed by the Calgary Flames for a second time on July 16

CAREER HIGHLIGHTS

2006-07: Played for four teams during the season; CGY, PHX, NYR and San Antonio (AHL) ... recorded 28 points (9g, 19a) in the NHL including 10 points (4g, 6a) with CGY ... recorded 12 points (2g, 10a) on the PP ... posted three MP games including one with the Flames ... scored his 10th goal on Apr. 15 at LA ... scored his first goal with the Flames on Mar. 26 at DAL (Turco) ... posted three second period assists on Mar. 23 at STL (matching a career high for points/assists in a game) ... recorded his first point/assist with the Flames on Mar. 18 at NSH ... played in his first game with the Flames on Mar. 13 vs. COL ... acquired from PHX on Mar. 9 ... played three games with NYR scoring one goal and six PIMs before being traded to PHX on Oct. 18 for Jeff Taffe ... scored 18 points (5g, 13a) and 36 PIMs in 38 games PHX ... collected two assists and was +2 in 6-5 OT win vs. L.A. on Dec. 29 ... scored goals in back-to-back games, Dec. 20-22 ... registered career-high three points (3a) vs. CAR on Dec. 3 ... also played four games with San Antonio on a conditioning assignment posting three points (1g, 2a) ... **PLAYOFFS:** played in four games vs. ANA posting one assists while averaging 9:44 of ice-time ... posted a PP assist in GM3 at ANA on Apr. 25 ... **2004-05** - began the season with HC Forst Bolzano (Italy), registering 18 points (9g, 9a) in 14 games ... skated in 64 games with the Hartford Wolf Pack of the AHL, registering 41 points (14g, 27a), along with 146 PIMs ... ranked 5th on the Wolf Pack in assists and 6th in scoring ... named First Star for the second consecutive game on Apr. 9 vs. Providence, as he tallied a SH/GW goal and added an assist ... netted a hat trick, including a GW goal and SH goal and added an assist, tying the Wolf Pack season high for points in a game, on Mar. 2 vs. Manchester ... registered his first two-goal game of season in 3-1 victory vs. San Antonio on Feb. 23 ... contributed three assists in 6-5 win on Jan. 22 vs. Lowell ... scored GW goal in 3-2, shootout victory on Dec. 19 in Portland ... notched a goal in Wolf Pack season debut on Nov. 19 at Portland ... signed AHL contract with Wolf Pack on Nov. 16 ... led HC Bolzano in points and goals at the time of his leaving to join the Wolf Pack, and ranked 4th in Italy's Serie A in goals and T-5th in scoring ... **PLAYOFFS:** skated in six playoff contests for Hartford, registering two goals ... **2003-04** - appeared in 56 games with NYR posting 10 points (2g, 8a) ... skated in his 100th Rangers/NHL game on Mar. 12 at TB ... tallied a goal on Nov. 1 at MTL marking the first GW goal of his NHL career ... missed 23 games due to a knee injury ... **2002-03** - split the season between NYR and Hartford (AHL) ... scored 19 points (8g, 11a) and 22 PIMs in his rookie campaign with the NYR ... made his NHL debut on Oct. 9 at CAR ... registered his first NHL point/assist on Oct. 15 vs. TOR ... netted a pair of goals on Jan. 26 at WSH, marking his first career multi-goal game ... posted a career-high three-game point scoring streak from Jan. 8-11, registering three points (2g, 1a) over the span ... tallied his first NHL goal on Jan. 8 vs. CAR (Arturs Irbe) ... named the club's Rookie of the Year as selected by the Rangers Fan Club ... captured the 2002 Lars-Erik Sjoberg Award as the team's top rookie in training camp ... skated in 22 games with Hartford (AHL), registering nine 18 points (9g, 9a), along with 18 PIMs ... **PLAYOFFS:** played in two playoff games with Hartford ... **2001-02** - spent his first professional season with Hartford (AHL), registering 59 points (27g, 32a) in 79 games, along with 56 PIMs ... T-1st in the AHL among rookies with 32 assists and was 2nd among first-year players with 27 goals and 59 points ... Ranked 4th on the team with 27 goals and 59 points ... selected as the winner of club's Rookie of the Year Award as voted by the players ... named AHL Rookie of the Month for Feb., tallying 11 points (5g, 6a) and a plus-6 rating in 14 games ... recorded a six-game point scoring streak from Oct. 20-Nov. 9, tallying eight points (3g, 5a) over the span ... tallied his first professional goal in his pro debut on Oct. 6 at Albany ... **PLAYOFFS:** Skated in 10 post-season games, registering seven points (3g, 4a), along with 16 PIMs ... T-4th on the team with seven playoff points

INTERNATIONAL HIGHLIGHTS

2001: captured a bronze medal with Team Canada at the World Junior Championships in Moscow leading the team with seven points ... **2000:** won a gold medal with Canada at the World Junior Championships in Sweden scoring five points ... **1998:** won a gold medal with Canada at the Under-18 World Tournament in Slovakia


JUNIOR HIGHLIGHTS

Played in three seasons in the WHL with Moose Jaw and Seattle posting 216 points (96g, 120a) and 203 PIMs in 159 games ... **2000-01:** named to the WHL West First All-Star Team after posting 77 points in 52 games with Seattle ... ranked 2nd on the team in goals and PP goals (15), and T-2nd in points and GW goals (4) ... posted an 11-game point scoring streak from Oct. 27-Nov. 18, registering 18 points (10g, 8a) over the span ... added four goals and four assists for eight points in nine playoff games ... **1999-00:** appeared in 37 contests with Moose Jaw, collecting 21 goals and 27 assists ... notched an 11-game point scoring streak from Nov. 7-Dec. 5, collecting 20 points (eight goals, 12 assists) over the span ... **1998-99:** finished 2nd on Moose Jaw, 3rd among WHL rookies, and 11th in the league with 91 points (40 goals, 51 assists) in his first junior campaign ... skated in the 1999 WHL All-Star Game ... participated in the 1999 Top Prospects Game in Calgary, notching a goal for Team Cherry ... set records at the 1999 Top Prospects skill evaluation in the 60' sprint (2.541 seconds) and the 150' sprint (5.587 seconds) ... named to the WHL's Eastern Conference Second All-Star Team and the WHL All-Rookie Team ... captured team Rookie of the Year honors for Moose Jaw

CAREER RECORD

Season	Club	Lea.	REGULAR SEASON					PLAYOFFS				
			GP	G	A	PTS	PIM	GP	G	A	PTS	PIM
1998-97	St. Albert	AJHL	35	10	9	19	5	-	-	-	-	-
1997-98	St. Albert	AJHL	57	33	58	91	171	19	13	18	31	5
1998-99	Moose Jaw	WHL	70	40	51	91	121	11	5	4	9	24
1999-00	Moose Jaw	WHL	37	21	27	48	33	-	-	-	-	-
	Canada	WJC	7	2	3	5	0	-	-	-	-	-
2000-01	Seattle	WHL	52	35	42	77	49	9	4	4	8	16
	Canada	WJC	7	4	3	7	6	-	-	-	-	-
2001-02	Hartford	AHL	79	27	32	59	56	10	3	4	7	16
2002-03	NY Rangers	NHL	55	8	11	19	16	-	0	-	-	-
	Hartford	AHL	22	9	9	18	18	2	0	0	0	0
2003-04	NY Rangers	NHL	56	2	8	10	33	-	-	-	-	-
2004-05	HC Forst Bolzano	Italy	14	9	9	18	22	-	-	-	-	-
	AHL	AHL	64	14	27	41	146	6	2	4	6	8
2005-06	Phoenix	NHL	41	6	13	19	42	-	-	-	-	-
	New York Rangers	NHL	3	1	0	1	6	-	-	-	-	-
	Calgary	NHL	12	4	6	10	20	4	0	1	1	7
	San Antonio	AHL	4	1	2	3	2	-	-	-	-	-
2006-07	Calgary	NHL	39	0	4	4	31	-	-	-	-	-
	Los Angeles	NHL	29	7	2	9	25	-	-	-	-	-
2007-08	Lake Erie	AHL	51	13	20	33	71	-	-	-	-	-
	TOTALS	NHL	232	27	44	71	167	4	0	1	1	7
		AHL	220	64	90	154	293	18	5	8	13	24

FLAMES IN THE SYSTEM



BRANDON PRUST – RW

BORN: London, ON
DATE: March 16, 1984
HEIGHT: 6'0"
WEIGHT: 190 lbs.
SHOOTS: Left

HOW ACQUIRED: 3rd round,
 70th overall, in the 2004
 Entry Draft

2007-2008 HIGHLIGHTS

Finished 5th in the AHL and led his team in penalty minutes (248) ... assigned to Quad City on Sept. 29th after attending Calgary's Main Training Camp ... recorded the first three assist game in Quad City Flames history on Nov. 17th at Iowa ... recorded his 600th AHL career penalty minute on Nov. 27th vs. Chicago ... scored with 1:44 left in regulation to tie the game in a 5-4 shootout victory over Grand Rapids on Jan. 9th, also established a new career high for assists with a helper in the win over the Griffins ... attempted the first penalty shot in Quad City Flames history on Jan. 12th vs. Iowa, which was denied by Iowa's Tobias Stephan ... recorded two goals, including a game-tying goal with 49 seconds left in regulation, in a 4-3 overtime loss to Rockford on Jan. 13th ... played in his 200th career AHL game on Feb. 1st at Houston ... was named first star after scoring a goal in a 4-3 win over Rockford on Feb. 10th ... set a new career high in points with an assist for his 28th point on Feb. 16th vs. San Antonio ... set a new franchise record for penalty minutes with 22 PIMs on Feb. 20th vs. Hamilton, during the contest he also recorded his 700th career penalty minute ... one of four Quad City Flames recalled to Calgary on April 15th following the conclusion of the AHL regular season

CAREER HIGHLIGHTS

2006-07: Recalled from Omaha on Oct. 31 ... played his first NHL game on Nov.1 @ DET (L 3-2) ... had his first NHL fight and led the Flames in hits with 3 on Nov. 3 @ CLB (L/SO 5-4) ... had his second NHL fight (vs. Shawn Thornton) on Nov. 10 vs. ANA (W 3-0) ... assigned to Omaha on Nov. 18 ... recalled from Omaha on Dec. 7 ... fought Tyler Bouck on Dec. 9 vs. VAN (W 5-3) .. assigned to Omaha on Dec. 10 ... recalled from Omaha on Dec. 13 ... reassigned to Omaha on Dec.16 ... ranked third in the AHL in major penalties with 23...led Omaha (AHL) in penalty minutes with 211...ranked as Calgary's eighth best prospect by the 2007 edition of The Hockey News Future Watch...scored the game-winning goal on April 15th vs. Chicago, the victory clinched the Western Conference title for Omaha...recorded his second multiple goal game of the season on March 10th vs. Grand Rapids...netted a game-winning goal on Feb. 2nd vs. San Antonio...recorded a multiple goal game, including the game-winning tally, on Jan. 12th vs. Grand Rapids ... **PLAYOFFS:** played in all six games vs. Iowa, and tied for the team lead with 3 assists, and led the team in PIMs (20)...**2005-06:** Played in all but one game for the Ak-Sar-Ben Knights during his rookie season, scoring 12 goals and 26 points ... led Omaha (AHL) and ranked fifth in the AHL in penalty minutes with 294 ... scored his first professional goal against Chicago on October 28, 2005...set the team record for penalty minutes in a game when he had 32 at Chicago on January 8, 2006 ... came to Omaha from the London Knights of the OHL where he won a Memorial Cup in 2005.

JUNIOR HIGHLIGHTS

Appeared in 177 Ontario Hockey League games as a member of the London Knights from 2002 through 2005 scoring 41 goals, 70 assists for 111 points, and 537 PIMs ...won a Memorial Cup Championship as a member of the 2004-05 London Knights ... During their run to the championship, the Knights recorded OHL records for win percentage (.882), points (120) and wins (59) ...the squad also holds the CHL record for winning percentage ... **2004-05:** led London in penalty minutes with 174 ... **2003-04:** Won an OHL regular season championship as a member of the London Knights...T-6th in league scoring with 20 points during the 2004 OHL playoffs ... T-3rd in the league for penalty minutes with 269 PIMS ... **2002-03:** led all London Knights rookies in goals (12), assists (17), points (29), penalties (94) and led the team in plus/minus (+14) ... played 44 playoff games during his three year OHL career.

CAREER RECORD

Season	Club	Lea.	REGULAR SEASON					PIM	PLAYOFFS				
			GP	G	A	PTS			GP	G	A	PTS	PIM
2001-02	London Nats	OJHL	52	17	35	52	38		-	-	-	-	-
2002-03	London	OHL	65	12	17	29	94		14	2	1	3	21
2003-04	London	OHL	64	19	33	52	269		15	7	13	20	33
2004-05*	London	OHL	48	10	20	30	174		15	3	5	8	71
2005-06	Omaha	AHL	79	12	14	26	294		-	-	-	-	-
2006-07	Omaha	AHL	63	17	10	27	211		6	0	3	3	20
	Calgary	NHL	10	0	0	0	25		-	-	-	-	-
2007-08	Quad City	AHL	79	10	27	37	248		-	-	-	-	-
TOTALS			NHL	10	0	0	25		-	-	-	-	-
			AHL	221	39	51	90	753	6	0	3	3	20
			OHL	129	31	50	81	363	29	9	14	23	54

FLAMES IN THE SYSTEM



DAVID VAN DER GULIK – LW

BORN: Abbotsford, BC

DATE: April 20, 1983

HEIGHT: 5'11"

WEIGHT: 186 lbs.

SHOOTS: Left

HOW ACQUIRED: 7th round,

206th overall, in the 2002

Entry Draft

2007-2008 HIGHLIGHTS

Finished 4th in team points (42) with a new career best 19 goals ... assigned to the Quad City Flames on Sept. 20th after attending the Calgary Flames Main Training Camp ... recorded two goals, including the game-winning tally, in a 3-1 win over Iowa on Nov. 21st at the i wireless Center ... recorded his 100th career penalty minute on Dec. 22nd vs. Iowa ... was named first star after scoring a goal and adding two assists in Quad City's 5-3 win in Rockford on Nov. 23rd, the game also marked his 100th professional game ... recorded shorthanded goals in back-to-back games on Feb. 10th and 15th vs. Rockford ... scored a shorthanded game-tying goal with 12:31 left in regulation during a 4-3 shootout win over Iowa on April 1st when he also established a new career high for goal scoring (17) with the tally was named first star after recording two goals, including the game-winner, in a 3-2 victory at San Antonio on April 12th ... one of four Quad City Flames recalled to Calgary on April 15th following the conclusion of the AHL regular season

CAREER HIGHLIGHTS

2006-07: made his pro debut with the Omaha Ak-Sar-Ben Knights (AHL) ... registered 43 points (16 goals, 27 assists) along with 69 penalty minutes ... was the run away leader in +/- (+27) ... **PLAYOFFS:** played in all six playoff games registering two assists and four minutes in penalties

COLLEGE HIGHLIGHTS

2005-06: was named Male Athlete-of-the-Year at Boston University ... Named Team MVP despite suffering a wrist injury that held him to 25 games ... scored 11 goals and 11 assists for 22 points and 26 penalty minutes ... named March's Hockey East CCM/RBK Hockey Player of the Month (April) ... The Terriers ended the 2005-06 campaign with a 26-10-4 record, while earning the Beanpot title and both the Hockey East regular-season and tournament championships ... **2004-05:** in his junior season he led the team in points (31) and goals (18) while accumulating 48 penalty minutes ... named the Hockey East CCM Player of the Week in February ... **2003-04:** in his sophomore season he finished 3rd in team scoring (20 points) and led the team in goals (13) and penalty minutes (74) ... **2002-03:** in his freshman season in the Hockey East at Boston University saw him produce 10 goals and 10 assists in 40 games along with 56 minutes in penalties



JUNIOR HIGHLIGHTS

2001-02: Finished his final junior season with 100 points (38 goals and 62 assists) in 56 games while accumulating 90 penalty minutes ... Chilliwack finished as the Coastal Division Champions (Cliff McNabb Trophy), won the BCHL League Championship (Fred Page Cup), won the Doyle Cup between the AJHL and the BCHL ... lost in the semi-finals at the 2002 RBC Royal Bank Cup ... **PLAYOFFS:** scored 19 points (8 goals and 11 assists) in 13 playoff games ... **2000-01:** finished his rookie junior season with 42 goals and 38 assists for 80 points in 60 games which ranked 1st in goals and 3rd in team scoring ... won the Bruce Allison Memorial Trophy as the BCHL Rookie of the Year

CAREER RECORD

Season	Club	Lea.	REGULAR SEASON						PLAYOFFS					
			GP	G	A	PTS	PIM		GP	G	A	PTS	PIM	
1999-00	Abbotsford	PJHL	41	35	46	81	-		-	-	-	-	-	
2000-01	Chilliwack	BCHL	60	42	38	80	-		-	-	-	-	-	
2001-02	Chilliwack	BCHL	56	38	62	100	90		13	8	11	19	-	
2002-03	Boston U.	HE	40	10	10	20	56		-	-	-	-	-	
2003-04	Boston U.	HE	35	13	7	20	74		-	-	-	-	-	
2004-05	Boston U.	HE	41	18	13	31	48		-	-	-	-	-	
2005-06	Boston U.	HE	25	11	11	22	26		-	-	-	-	-	
2006-07	Omaha	AHL	80	16	27	43	69		6	0	2	2	4	
2007-08	Quad City	AHL	80	19	23	42	62		-	-	-	-	-	
TOTALS			AHL	160	35	50	85	131	6	0	2	2	4	
			HE	141	52	41	93	204	-	-	-	-	-	

FLAMES IN THE SYSTEM



JOHN ARMSTRONG - C


BORN: Unionville, ON
DATE: February 26, 1988
HEIGHT: 6'2"
WEIGHT: 197 lbs.
SHOOTS: Right

HOW ACQUIRED: 3rd round,
 87th overall, in the 2006
 Entry Draft

Season	Club	Lea.	REGULAR SEASON					PLAYOFFS				
			GP	G	A	PTS	PIM	GP	G	A	PTS	PIM
2004-05	Plymouth	OHL	52	6	13	19	39	4	0	0	0	4
2005-06	Plymouth	OHL	65	14	23	37	75	13	4	7	11	18
2006-07	Plymouth	OHL	34	8	13	21	26	-	-	-	-	-
	Peterborough	OHL	27	11	13	24	34	-	-	-	-	-
2007-08	Peterborough	OHL	65	21	36	57	77	5	0	1	1	6
TOTALS			OHL	243	60	98	158	22	4	8	12	28



FLAMES IN THE SYSTEM



KEITH AULIE — D

BORN: Rouleau, SK
DATE: June 11, 1989
HEIGHT: 6'6"
WEIGHT: 217 lbs.
SHOOTS: Left

HOW ACQUIRED: 4th round,
 116th overall, in the 2007
 Entry Draft

REGULAR SEASON

PLAYOFFS

Season	Club	Lea.	GP	G	A	PTS	PIM	GP	G	A	PTS	PIM
2005-06	Brandon	WHL	38	0	2	2	32	4	0	0	0	4
2006-07	Brandon	WHL	66	1	8	9	82	11	0	2	2	14
2007-08	Brandon	WHL	72	5	12	17	81	6	0	3	3	11
TOTALS		WHL	176	6	22	28	195	21	0	5	5	29



MIKAEL BACKLUND — C

BORN: Vasteras, SWE
DATE: March 17, 1989
HEIGHT: 6'0"
WEIGHT: 205 lbs.
SHOOTS: Left

HOW ACQUIRED: 1st round,
 24th overall, in the 2007
 Entry Draft

REGULAR SEASON

PLAYOFFS

Season	Club	Lea.	GP	G	A	PTS	PIM	GP	G	A	PTS	PIM
2005-06	Vasteras	SWE-2	12	2	2	4	14	-	-	-	-	-
2006-07	Vasteras	SWE-1	18	1	2	3	14	-	-	-	-	-
	Vasteras	SWE-2	7	5	4	9	8	5	1	0	1	4
2007-08	Vasteras	SWE-1	37	9	4	13	24	-	-	-	-	-
	Vasteras	SWE-2	9	7	6	13	20	-	-	-	-	-
	Sweden	WJC	6	3	4	7	10	-	-	-	-	-
TOTALS		SWE-1	55	10	6	16	38	-	-	-	-	-
		SWE-2	16	12	10	22	28	5	1	0	1	4

**WE
ARE**



FLAMES IN THE SYSTEM



GORD BALDWIN – D


BORN: Winnipeg, MB
DATE: March 1, 1987
HEIGHT: 6'5"
WEIGHT: 205 lbs.
SHOOTS: Left

HOW ACQUIRED: 3rd round,
 69th overall, in the 2005
 Entry Draft

REGULAR SEASON

PLAYOFFS

Season	Club	Lea.	GP	G	A	PTS	PIM	GP	G	A	PTS	PIM	
2003-04	Wpg. Thrashers	MMHL	39	5	16	21	66	-	-	-	-	-	
2004-05	Medicine Hat	WHL	66	3	8	11	73	13	2	2	4	8	
2005-06	Medicine Hat	WHL	71	4	20	24	119	13	0	9	9	22	
2006-07	Medicine Hat	WHL	53	7	19	26	70	27	2	6	8	40	
2007-08	Quad City	AHL	37	0	5	5	26	-	-	-	-	-	
	Las Vegas	ECHL	12	0	1	1	9	-	-	-	-	-	
TOTALS			AHL	37	0	5	5	26	-	-	-	-	-
			ECHL	12	0	1	1	9	-	-	-	-	-
			WHL	190	14	47	61	262	53	4	17	21	70



LANCE BOLMA – LW

BORN: Provost, AB
DATE: March 25, 1990
HEIGHT: 6'1"
WEIGHT: 216 lbs.
SHOOTS: Left

HOW ACQUIRED: 3rd round,
 78th overall, in the 2004
 Entry Draft

REGULAR SEASON


PLAYOFFS

Season	Club	Lea.	GP	G	A	PTS	PIM	GP	G	A	PTS	PIM
2005-06	Vancouver	WHL	5	1	3	4	0	-	-	-	-	-
2006-07	Vancouver	WHL	49	3	5	8	31	22	3	3	6	12
2007-08	Vancouver	WHL	71	12	23	35	93	10	0	1	1	8
TOTALS		WHL	125	16	31	47	124	32	3	4	7	20

WE ARE



FLAMES IN THE SYSTEM



T.J. BRODIE — D


BORN: Chatham, ON
DATE: June 7, 1990
HEIGHT: 6'1"
WEIGHT: 176 lbs.
SHOOTS: Left

HOW ACQUIRED: 4th round,
 114th overall, in the 2008
 Entry Draft

REGULAR SEASON

PLAYOFFS

Season	Club	Lea.	GP	G	A	PTS	PIM	GP	G	A	PTS	PIM
2006-07	Saginaw	OHL	20	0	4	4	23	3	0	1	1	2
2007-08	Saginaw	OHL	68	4	26	30	73	4	0	3	3	2
TOTALS		OHL	88	4	30	34	96	7	0	4	4	4



HUGO CAPEINTIER — C

BORN: Hull, QUE
DATE: March 17, 1988
HEIGHT: 6'2"
WEIGHT: 200 lbs.
SHOOTS: Left

HOW ACQUIRED: 4th round,
 118th overall, in the 2006
 Entry Draft

REGULAR SEASON


PLAYOFFS

Season	Club	Lea.	GP	G	A	PTS	PIM	GP	G	A	PTS	PIM
2004-05	Rouyn-Nor.	QMJHL	49	6	9	15	32	5	0	1	1	6
2005-06	Rouyn-Nor.	QMJHL	70	31	39	70	64	5	1	2	3	4
2006-07	Rouyn-Nor.	QMJHL	69	17	37	54	86	16	0	6	6	24
2007-08	Rouyn-Nor.	QMJHL	69	27	38	65	114	17	14	8	22	20
TOTALS		QMJHL	257	81	123	204	296	43	15	17	32	54

**WE
ARE**



FLAMES IN THE SYSTEM



KRIS CHUCKO – RW


BORN: Burnaby, BC
DATE: March 13, 1986
HEIGHT: 6'2"
WEIGHT: 193 lbs.
SHOOTS: Right

HOW ACQUIRED: 1st round,
 24th overall, in the 2004
 Entry Draft

REGULAR SEASON

PLAYOFFS

Season	Club	Lea.	GP	G	A	PTS	PIM	GP	G	A	PTS	PIM
2002-03	Salmon Arm	BCHL	59	14	19	33	80	11	5	3	8	12
2003-04	Salmon Arm	BCHL	53	32	55	87	161	14	10	9	19	36
2004-05	U. of Minnesota	WCHA	44	10	11	21	61	-	-	-	-	-
2005-06	U. of Minnesota	WCHA	33	4	9	13	40	-	-	-	-	-
2006-07	Omaha	AHL	80	14	14	28	72	6	0	0	0	2
2007-08	Quad City	AHL	80	15	15	30	38	-	-	-	-	-
TOTALS		AHL	160	29	29	58	110	6	0	0	0	2
		WCHA	77	14	20	34	101	-	-	-	-	-



BRAD COLE – D

BORN: Minn Kota, MB
DATE: October 21, 1986
HEIGHT: 6'4"
WEIGHT: 206 lbs.
SHOOTS: Left


HOW ACQUIRED: Signed as a
 free agent on May 22, 2007

REGULAR SEASON

PLAYOFFS

Season	Club	Lea.	GP	G	A	PTS	PIM	GP	G	A	PTS	PIM
2003-04	Seattle	WHL	6	0	0	0	12	-	-	-	-	-
	Kootenay	WHL	52	0	1	1	39	4	1	0	1	2
2004-05	Kootenay	WHL	39	1	2	3	35	8	0	1	1	2
2005-06	Kootenay	WHL	16	1	2	3	20	-	-	-	-	-
	Saskatoon	WHL	56	3	12	15	64	9	1	0	1	23
2006-07	Saskatoon	WHL	63	16	25	41	83	-	-	-	-	-
2007-08	Quad City	AHL	25	1	4	5	13	-	-	-	-	-
	Las Vegas	ECHL	19	0	4	4	11	-	-	-	-	-
TOTAL		AHL	25	1	4	5	13	-	-	-	-	-
		ECHL	19	0	4	4	11	-	-	-	-	-
		WHL	232	21	42	63	253	21	2	1	3	27

FLAMES IN THE SYSTEM



ADAM CRACKNELL — RW

BORN: Prince Albert, SK

DATE: July 15, 1985

HEIGHT: 6'3"

WEIGHT: 207 lbs.

SHOOTS: Right

HOW ACQUIRED: 9th round,
279th overall, in the 2004
Entry Draft

REGULAR SEASON

PLAYOFFS

Season	Club	Lea.	GP	G	A	PTS	PIM	GP	G	A	PTS	PIM	
2002-03	Kootenay	WHL	67	7	4	11	37	11	0	0	0	2	
2003-04	Kootenay	WHL	72	26	35	61	63	4	1	1	2	2	
2004-05	Kootenay	WHL	72	19	29	48	65	16	8	8	16	6	
2005-06	Kootenay	WHL	72	42	51	93	85	6	1	4	5	6	
	Omaha	AHL	6	1	2	3	2	-	-	-	-	-	
2006-07	Las Vegas	ECHL	31	8	14	22	35	8	3	3	6	6	
2007-08	Las Vegas	ECHL	61	29	30	59	47	21	9	13	22	4	
	Quad City	AHL	4	1	0	1	0	-	-	-	-	-	
TOTALS			AHL	10	2	2	4	2	-	-	-	-	
			ECHL	92	37	44	81	82	29	12	16	28	10
			WHL	283	94	119	213	250	37	10	13	23	16



CAM CUNNING — LW

BORN: Powell River, BC

DATE: June 4, 1985

HEIGHT: 6'1"

WEIGHT: 210 lbs.

SHOOTS: Left


HOW ACQUIRED: 8th round,
240th overall, in the 2003
Entry Draft

REGULAR SEASON

PLAYOFFS

Season	Club	Lea.	GP	G	A	PTS	PIM	GP	G	A	PTS	PIM	
2002-03	Kamloops	WHL	71	7	12	19	54	6	1	0	1	2	
2003-04	Kamloops	WHL	65	14	13	27	62	5	1	1	2	10	
2004-05	Kamloops	WHL	39	14	8	22	63	-	-	-	-	-	
	Vancouver	WHL	30	3	7	10	19	6	1	3	4	14	
2005-06	Red Deer	WHL	40	19	13	32	52	-	-	-	-	-	
	Omaha	AHL	30	2	4	6	24	-	-	-	-	-	
2006-07	Omaha	AHL	60	12	5	17	45	6	0	2	2	2	
2007-08	Quad City	AHL	68	11	4	15	80	-	-	-	-	-	
TOTALS			AHL	158	25	13	38	149	6	0	2	2	2
			WHL	245	57	53	110	250	17	3	4	7	26

FLAMES IN THE SYSTEM



ALEXANDER DEILERT - D

BORN: Stockholm, SWE
DATE: February 10, 1989
HEIGHT: 6'0"
WEIGHT: 170 lbs.
SHOOTS: Right

HOW ACQUIRED: 7th round,
 198th overall, in the 2008
 Entry Draft

REGULAR SEASON

PLAYOFFS

Season	Club	Lea.	GP	G	A	PTS	PIM	GP	G	A	PTS	PIM
2006-07	Djurgarden	SWE-2	28	1	4	5	10	7	0	0	0	0
2007-08	Djurgarden	SWE-2	38	6	12	18	70	7	1	2	3	14
TOTALS		SWE-2	66	7	16	23	80	14	1	2	3	14



JORDAN FULTON - C

BORN: St. Louis Park, MIN
DATE: September 12, 1987
HEIGHT: 6'1"
WEIGHT: 191 lbs.
SHOOTS: Left

DRAFTED: 6th round, 179th
 overall, in the 2006 Entry Draft

REGULAR SEASON


PLAYOFFS

Season	Club	Lea.	GP	G	A	PTS	PIM	GP	G	A	PTS	PIM
2005-06	Breck High	High-MN	26	40	34	74	34	-	-	-	-	-
2006-07	Minn-Duluth	WCHA	38	3	7	10	22	-	-	-	-	-
2007-08	Minn-Duluth	WCHA	36	5	9	14	40	-	-	-	-	-
TOTALS		WCHA	74	8	16	24	62	-	-	-	-	-

**WE
ARE**



FLAMES IN THE SYSTEM



CARSEN GARMYN – RW

BORN: Campbell River, BC

DATE: February 22, 1982

HEIGHT: 5'11"

WEIGHT: 187 lbs.

SHOOTS: Right

HOW ACQUIRED: Signed as a free agent on July 6th, 2004

REGULAR SEASON

PLAYOFFS

Season	Club	Lea.	GP	G	A	PTS	PIM	GP	G	A	PTS	PIM
1998-99	Kelowna	WHL	59	6	10	16	61	5	0	0	0	2
1999-00	Kelowna	WHL	71	16	29	45	111	5	3	3	6	4
2000-01	Kelowna	WHL	71	35	52	87	102	6	2	6	8	10
2001-02	Kelowna	WHL	23	10	18	28	43	-	-	-	-	-
2002-03	Red Deer	WHL	37	23	25	48	83	23	4	12	16	24
	Red Deer	WHL	63	26	33	59	108	23	4	9	13	25
2003-04	Norfolk	AHL	77	11	16	27	104	6	1	0	1	2
2004-05	Lowell	AHL	60	9	11	20	115	10	0	0	0	25
2005-06	Omaha	AHL	77	24	31	55	127	-	-	-	-	-
	Calgary	NHL	2	0	0	0	0	-	-	-	-	-
2006-07	Omaha	AHL	77	28	32	60	124	6	1	1	2	2
	Calgary	NHL	2	0	0	0	0	-	-	-	-	-
2007-08	Quad City	AHL	77	19	29	48	133	-	-	-	-	-
TOTALS		NHL	4	0	0	0	0	-	-	-	-	-
		AHL	368	91	119	210	603	22	2	1	3	29
		WHL	324	116	167	283	508	62	13	30	43	65



RYLEY GRANTHAM – LW

BORN: Hanna, AB

DATE: January 7, 1988

HEIGHT: 6'4"

WEIGHT: 201 lbs.

SHOOTS: Left


HOW ACQUIRED: 6th round, 168th overall, in the 2008 Entry Draft

REGULAR SEASON

PLAYOFFS

Season	Club	Lea.	GP	G	A	PTS	PIM	GP	G	A	PTS	PIM
2004-05	Brooks	AJHL	3	0	0	0	12	-	-	-	-	-
2005-06	Brooks	AJHL	43	6	3	9	98	-	-	-	-	-
2006-07	Moose Jaw	WHL	33	1	1	2	50	-	-	-	-	-
2007-08	Moose Jaw	WHL	66	10	9	19	163	6	0	0	0	8
TOTALS			WHL	99	11	10	21	213	6	0	0	8
			AJHL	46	6	3	9	110	-	-	-	-

FLAMES IN THE SYSTEM



LELAND IRVING - G

BORN: Swan Hills, AB
DATE: April 11, 1988
HEIGHT: 6'0"
WEIGHT: 179 lbs.
CATCHES: Left

HOW ACQUIRED: 1st round,
 26th overall, in the 2006
 Entry Draft

REGULAR SEASON

PLAYOFFS

Season	Club	Lea.	GP	W	L	T	MINS	GA	SO	GAA	GP	W	L	MINS	GA	SO	GAA
2004-05	Everett	WHL	23	9	8	1	1132	34	2	1.80	-	-	-	-	-	-	-
2005-06	Everett	WHL	67	37	22	4	3791	121	4	1.92	12	8	3	747	21	3	1.69
2006-07	Everett	WHL	48	34	9	3	2802	87	11	1.86	12	6	5	639	30	0	2.82
2007-08	Everett	WHL	56	27	24	3	3258	133	4	2.45	3	0	3	139	10	0	4.30
TOTALS		WHL	194	107	63	11	10983	375	21	2.05	27	14	11	1525	61	3	2.40



PER JONSSON - D

BORN: Karlstad, SWE
DATE: April 20, 1988
HEIGHT: 6'1"
WEIGHT: 180 lbs.
SHOOTS: Left

HOW ACQUIRED: 7th round,
 209th overall, in the 2006
 Entry Draft

REGULAR SEASON

PLAYOFFS

Season	Club	Lea.	GP	G	A	PTS	PIM	GP	G	A	PTS	PIM
22004-05	Farjestad U18	SWE-U18	12	2	2	4	10	2	0	0	0	2
2005-06	Farjestad U18	SWE-U18	14	3	1	4	38	8	1	1	2	22
2006-07	Skare	SWE-D	19	3	4	7	38	-	-	-	-	-
2007-08	Farjestad	SWE-Senior	16	0	1	1	0	-	-	-	-	-
	Skare	SWE-D	37	3	14	17	100	-	-	-	-	-
TOTALS			SWE-Senior	16	0	1	0	-	-	-	-	-
		SWE-D	56	6	18	24	138	-	-	-	-	-
		SWE-U18	26	5	3	8	48	10	1	1	2	24

WE ARE



FLAMES IN THE SYSTEM



MATT KEETLEY - G

BORN: Medicine Hat, AB

DATE: April 27, 1986

HEIGHT: 6'1"

WEIGHT: 192 lbs.

CATCHES: Right


HOW ACQUIRED: 5th round,
158th overall, in the 2005

Entry Draft

REGULAR SEASON

PLAYOFFS

Season	Club	Lea.	GP	W	L	T	MINS	GA	SO	GAA	GP	W	L	MINS	GA	SO	GAA
2003-04	Med. Hat	AMHL	-	7	4	2	813	48	-	3.54	-	-	-	-	-	-	-
	Med. Hat	WHL	3	0	1	0	72	5	0	4.17	2	0	0	15	1	0	4.00
2004-05	Med. Hat	WHL	32	21	5	3	1846	51	6	*1.66	3	1	0	103	8	0	4.66
2005-06	Med. Hat	WHL	62	42	13	6	3741	130	6	2.09	13	9	2	864	30	0	2.08
2006-07	Med. Hat	WHL	55	42	11	1	3258	119	6	2.19	27	18	9	1645	57	5	2.08
2007-08	Quad City	AHL	26	10	8	3	1393	54	1	2.33	-	-	-	-	-	-	-
	Calgary	NHL	1	0	0	0	9	0	0	0.00	-	-	-	-	-	-	-
TOTALS			NHL	1	0	0	9	0	0	0.00	-	-	-	-	-	-	-
		AHL	26	10	8	3	1393	54	1	2.33	-	-	-	-	-	-	-
		WHL	152	105	30	10	8917	305	18	2.05	45	28	11	2627	96	5	2.19



KEVIN LALANDE - G

BORN: Kingston, ON

DATE: February 19, 1987

HEIGHT: 6'0"

WEIGHT: 188 lbs.

CATCHES: Left

HOW ACQUIRED: 5th round,
128th overall, in the 2005

Entry Draft

REGULAR SEASON

PLAYOFFS

Season	Club	Lea.	GP	W	L	T	MINS	GA	SO	GAA	GP	W	L	MINS	GA	SO	GAA
2003-04	Hawkesbury	CJHL	35	-	-	-	2010	105	3	3.13	6	-	-	286	19	0	3.00
	Belleville	OHL	3	1	2	0	133	15	0	6.77	-	-	-	-	-	-	-
2004-05	Belleville	OHL	30	15	11	3	1797	79	1	2.64	2	0	2	120	8	0	4.00
2005-06	Belleville	OHL	50	24	17	0	2789	143	3	3.08	-	-	-	-	-	-	-
2006-07	Belleville	OHL	48	27	17	0	2772	139	3	3.01	15	10	5	989	42	1	2.55
2007-08	Las Vegas	ECHL	27	17	5	4	1607	55	3	2.05	20	13	7	1142	48	3	2.52
	Quad City	AHL	7	2	3	0	360	20	0	3.34	-	-	-	-	-	-	-
TOTALS			AHL	7	2	3	360	20	0	3.34	-	-	-	-	-	-	-
		ECHL	27	17	5	4	1607	55	3	2.05	20	13	7	1142	48	3	2.52
		OHL	131	67	47	3	7491	376	7	3.01	17	10	7	1109	50	1	2.71

FLAMES IN THE SYSTEM



NICK LARSON – LW


BORN: St. Paul, MIN
DATE: November 14, 1989
HEIGHT: 6'1"
WEIGHT: 193 lbs.
SHOOTS: Left

HOW ACQUIRED: 4th round,
 108th overall, in the 2008
 Entry Draft

REGULAR SEASON

PLAYOFFS

Season	Club	Lea.	GP	G	A	PTS	PIM	GP	G	A	PTS	PIM
2007-08	Waterloo	USHL	57	19	19	38	66	9	3	2	5	31
TOTALS		USHL	57	19	19	38	66	9	3	2	5	31



TOMI MAKI – RW

BORN: Helsinki, Finland
DATE: August 19, 1983
HEIGHT: 5'11"
WEIGHT: 193 lbs.
SHOOTS: Left

HOW ACQUIRED: 4th round,
 108th overall, in the 2001
 Entry Draft

REGULAR SEASON


PLAYOFFS

Season	Club	Lea.	GP	G	A	PTS	PIM	GP	G	A	PTS	PIM
2001-02	Jokerit Jr.	Finland-Jr.	29	12	13	25	12	1	0	0	0	2
	Kiekko Vantaa	Finland-2	5	0	0	0	0	-	-	-	-	-
	Jokerit	Finland	8	0	1	1	2	-	-	-	-	-
	Finland	WJC	7	1	0	1	0	-	-	-	-	-
2002-03	Jokerit	Finland	18	2	2	4	4	1	0	0	0	0
	Kiekko Vantaa	Finland-2	5	0	0	0	0	-	-	-	-	-
	Finland	WJC	7	2	2	4	27	-	-	-	-	-
2003-04	Jokerit	Finland	50	5	5	10	14	8	0	0	0	0
2004-05	Jokerit	Finland	51	1	4	5	14	12	1	1	2	2
2005-06	Omaha	AHL	80	12	17	29	33	-	-	-	-	-
2006-07	Omaha	AHL	67	4	11	15	20	6	1	1	2	2
	Calgary	NHL	1	0	0	0	0	-	-	-	-	-
2007-08	Quad City	AHL	78	8	5	13	38	-	-	-	-	-
TOTALS			NHL	1	0	0	0	-	-	-	-	-
			AHL	147	16	21	34	6	1	1	2	2

**WE
ARE**



FLAMES IN THE SYSTEM



AARON MARVIN - C


BORN: Warrod, MIN
DATE: May 27, 1988
HEIGHT: 6'2"
WEIGHT: 195 lbs.
SHOOTS: Left

HOW ACQUIRED: 3rd round,
 89th overall, in the 2006
 Entry Draft

REGULAR SEASON

PLAYOFFS

Season	Club	Lea.	GP	G	A	PTS	PIM	GP	G	A	PTS	PIM
2005-06	Warrod	High-MN	23	9	21	30	40	-	-	-	-	-
2006-07	Warrod	High-MN	15	16	22	38	n/a	-	-	-	-	-
	Tri-City	USHL	13	1	3	4	8	9	1	0	1	8
2007-08	St.Cloud	NCAA	36	3	9	12	31	4	0	1	1	2
TOTALS			NCAA	36	3	9	12	31	4	0	1	2
			USHL	13	1	3	4	8	9	1	0	8
			High-MN	38	25	43	68	40	-	-	-	-



JOHN NEGRIN - D

BORN: West Vancouver, BC
DATE: March 25, 1989
HEIGHT: 6'3"
WEIGHT: 205 lbs.
SHOOTS: Left

HOW ACQUIRED: 3rd round,
 70th overall, in the 2007
 Entry Draft

REGULAR SEASON


PLAYOFFS

Season	Club	Lea.	GP	G	A	PTS	PIM	GP	G	A	PTS	PIM
2004-05	Kootenay	WHL	2	0	0	0	0	-	-	-	-	-
	South Surrey	BCHL	4	0	0	0	0	-	-	-	-	-
2005-06	Kootenay	WHL	55	3	7	10	48	6	0	0	0	6
2006-07	Kootenay	WHL	44	1	15	16	57	7	0	2	2	8
2007-08	Kootenay	WHL	71	1	41	42	68	10	1	1	2	8
TOTALS			WHL	172	5	63	68	173	23	1	3	22
			BCHL	4	0	0	0	0	-	-	-	-

WE
ARE



FLAMES IN THE SYSTEM



GREG NEMISZ – RW

BORN: Courtice, ON

DATE: June 5, 1990

HEIGHT: 6'3"

WEIGHT: 194 lbs.


SHOOTS: Right

HOW ACQUIRED: 1st round,
25th overall, in the 2008
Entry Draft

REGULAR SEASON

PLAYOFFS

Season	Club	Lea.	GP	G	A	PTS	PIM	GP	G	A	PTS	PIM
2006-07	Windsor	OHL	62	11	23	34	23	-	-	-	-	-
2007-08	Windsor	OHL	68	34	33	67	52	5	2	1	3	8
TOTALS		OHL	130	45	56	101	75	5	2	1	3	8



BRETT PALIN – D

BORN: Nanaimo, BC

DATE: June 23, 1984

HEIGHT: 6'2"

WEIGHT: 194 lbs.

SHOOTS: Right

HOW ACQUIRED: Signed as a
free agent August 5, 2005

REGULAR SEASON


PLAYOFFS

Season	Club	Lea.	GP	G	A	PTS	PIM	GP	G	A	PTS	PIM
2000-01	Kelowna	WHL	39	0	0	0	25	-	-	-	-	-
2001-02	Kelowna	WHL	70	0	1	1	88	15	0	0	0	4
2002-03	Kelowna	WHL	71	1	17	18	118	19	0	4	4	12
2003-04	Kelowna	WHL	72	1	16	17	106	17	0	5	5	24
2004-05	Kelowna	WHL	72	4	21	25	71	24	4	6	10	52
2005-06	Omaha	AHL	64	0	5	5	46	-	-	-	-	-
2006-07	Omaha	AHL	78	1	9	10	71	6	1	0	1	0
2007-08	Quad City	AHL	67	0	10	10	68	-	-	-	-	-
TOTALS		AHL	209	1	24	25	185	6	1	0	1	0
		WHL	324	6	55	61	408	75	4	15	19	92

**WE
ARE**



FLAMES IN THE SYSTEM



ADAM PARDY – D

BORN: Bonavista, NF

DATE: May 29, 1984

HEIGHT: 6'4"

WEIGHT: 217 lbs.


SHOOTS: Left

HOW ACQUIRED: 6th round,
173rd overall, in the 2004 Draft

REGULAR SEASON

PLAYOFFS

Season	Club	Lea.	GP	G	A	PTS	PIM	GP	G	A	PTS	PIM
2002-03	Yarmouth	MJAHL	1	0	0	0	2	-	-	-	-	-
	Antigonish	MJAHL	31	5	16	21	42	-	-	-	-	-
	Cape Breton	QMJHL	7	0	1	1	2	2	0	0	0	0
2003-04	Cape Breton	QMJHL	68	4	12	16	137	5	0	1	1	8
2004-05	Cape Breton	QMJHL	69	12	27	39	163	5	2	2	4	8
2005-06	Omaha	AHL	24	0	0	0	18	-	-	-	-	-
	Las Vegas	ECHL	41	1	11	12	55	10	2	1	3	12
2006-07	Omaha	AHL	70	2	6	8	60	6	1	1	2	0
2007-08	Quad City	AHL	65	5	13	18	67	-	-	-	-	-
	TOTALS	AHL	159	7	19	26	145	6	1	1	2	0
		ECHL	41	1	11	14	55	10	2	1	3	12
		QMJHL	144	16	40	56	302	12	2	3	5	16



MATT PELECH – D

BORN: Toronto, ON

DATE: September 4, 1987

HEIGHT: 6'5"

WEIGHT: 216 lbs.

SHOOTS: Right

HOW ACQUIRED: 1st round,
26th overall, in the 2005
Entry Draft

REGULAR SEASON

PLAYOFFS

Season	Club	Lea.	GP	G	A	PTS	PIM	GP	G	A	PTS	PIM	
2002-03	Vaughan	GTHL	44	3	13	16	113	-	-	-	-	-	
2003-04	Sarnia	OHL	62	4	6	10	39	5	0	1	1	12	
2004-05	Sarnia	OHL	31	1	5	6	74	-	-	-	-	-	
2005-06	Sarnia	OHL	18	0	2	2	59	-	-	-	-	-	
	London	OHL	34	1	7	8	80	19	0	0	0	48	
2006-07	Belleville	OHL	58	5	30	35	171	12	0	3	3	22	
2007-08	Quad City	AHL	77	3	6	9	141	-	-	-	-	-	
TOTALS			AHL	77	3	6	9	141	-	-	-	-	-
			OHL	203	11	50	61	423	36	0	4	4	82

FLAMES IN THE SYSTEM



WARREN PETERS – C

BORN: Saskatoon, SK

DATE: July 10, 1982

HEIGHT: 6'0"

WEIGHT: 193 lbs.


SHOOTS: Left

HOW ACQUIRED: Signed as a free agent June 18th, 2007

REGULAR SEASON

PLAYOFFS

Season	Club	Lea.	GP	G	A	PTS	PIM	GP	G	A	PTS	PIM
1998-99	Saskatoon	WHL	53	8	6	14	111	-	-	-	-	-
1999-00	Saskatoon	WHL	70	11	17	28	97	10	1	2	3	13
2000-01	Saskatoon	WHL	63	27	14	41	111	-	-	-	-	-
2001-02	Saskatoon	WHL	72	34	26	60	115	7	1	4	5	13
2002-03	Saskatoon	WHL	71	31	44	75	108	6	1	6	7	6
	Portland	AHL	1	0	0	0	0	-	-	-	-	-
2003-04	Utah	AHL	55	4	4	8	63	-	-	-	-	-
	Idaho	ECHL	21	6	7	13	33	-	-	-	-	-
2004-05	Idaho	ECHL	69	23	23	46	131	4	0	1	1	12
2005-06	Omaha	AHL	77	15	10	25	133	-	-	-	-	-
2006-07	Omaha	AHL	79	17	16	33	95	6	2	1	3	4
2007-08	Quad City	AHL	75	11	13	24	74	-	-	-	-	-
TOTALS		AHL	287	47	43	90	365	6	2	1	3	4
		ECHL	90	29	30	59	164	4	0	1	1	12
		WHL	329	111	107	218	542	23	3	12	15	32



DAN RYDER – C

BORN: Bonavista, Nfld.

DATE: January 12, 1987

HEIGHT: 6'0"

WEIGHT: 188 lbs.

SHOOTS: Right


HOW ACQUIRED: 3rd round, 74th overall, in the 2005 Entry Draft

REGULAR SEASON

PLAYOFFS

Season	Club	Lea.	GP	G	A	PTS	PIM	GP	G	A	PTS	PIM
2003-04	Peterborough	OHL	63	20	32	52	16	-	-	-	-	-
2004-05	Peterborough	OHL	68	29	53	82	55	-	-	-	-	-
2005-06	Peterborough	OHL	65	38	44	82	57	19	15	16	31	22
2006-07	Peterborough	OHL	29	24	35	59	21	-	-	-	-	-
	Plymouth	OHL	28	16	17	33	4	25	8	11	19	12
2007-08	Quad City	AHL	6	1	4	5	2	-	-	-	-	-
TOTALS		AHL	6	1	4	5	2	-	-	-	-	-
		OHL	253	127	181	308	153	44	23	27	50	34

FLAMES IN THE SYSTEM



AKI SEITSONEN – C


BORN: Riihimäki, FIN
DATE: February 5, 1986
HEIGHT: 6'4"
WEIGHT: 206 lbs.
SHOOTS: Right

HOW ACQUIRED: 4th round,
 118th overall, in the 2004
 Entry Draft

REGULAR SEASON

PLAYOFFS

Season	Club	Lea.	GP	G	A	PTS	PIM	GP	G	A	PTS	PIM	
22001-02	Ahmat C	Finland-Jr.	14	15	16	31	10	6	5	3	8	4	
2002-03	HPK-B Jr.	Finland-Jr.	28	15	18	33	6	2	1	1	2	0	
	HPK Jr.	Finland-Jr.	1	1	0	1	0	-	-	-	-	-	
2003-04	Prince Albert	WHL	71	16	24	40	18	5	0	0	0	0	
2004-05	Prince Albert	WHL	67	24	28	52	14	17	5	9	14	10	
	Finland	WJC-A	6	1	0	1	0	-	-	-	-	-	
2005-06	Omaha	AHL	7	0	0	0	2	-	-	-	-	-	
	Prince Albert	WHL	66	20	15	35	22	-	-	-	-	-	
2006-07	Las Vegas	ECHL	59	14	18	32	16	5	0	2	2	2	
	Omaha	AHL	13	1	3	4	0	-	-	-	-	-	
2007-08	Las Vegas	ECHL	70	18	18	36	14	21	7	3	10	4	
TOTALS			AHL	20	1	3	4	2	-	-	-	-	-
			ECHL	129	32	36	68	30	26	7	5	12	6
			WHL	204	60	67	127	54	22	5	9	14	10



C.J. SEVERYN – LW

BORN: Beaver, PA
DATE: June 2, 1989
HEIGHT: 6'0"
WEIGHT: 185 lbs.
SHOOTS: Left

DRAFTED: 7th round, 186th
 overall, in the 2007 Entry Draft

REGULAR SEASON

PLAYOFFS

Season	Club	Lea.	GP	G	A	PTS	PIM	GP	G	A	PTS	PIM
22006-07	US Nat U-18	USDP	30	5	8	13	24	-	-	-	-	-
2007-08	Ohio State	CCHA	30	0	2	2	20	2	0	0	0	0
TOTALS			CCHA	30	0	2	2	20	2	0	0	0
USDP			30	5	8	13	24	-	-	-	-	-

**WE
ARE**



FLAMES IN THE SYSTEM



DAN SPANG - D

BORN: Winchester, MA

DATE: August 16, 1983

HEIGHT: 6'0"

WEIGHT: 199 lbs.


SHOOTS: Left

HOW ACQUIRED: Signed as a free agent in July 2008

REGULAR SEASON

PLAYOFFS

Season	Club	Lea.	GP	G	A	PTS	PIM	GP	G	A	PTS	PIM
2002-03	Boston Univ.	HE	27	3	6	9	14	-	-	-	-	-
2002-03	Boston Univ.	HE	38	5	9	14	12	-	-	-	-	-
2003-04	Boston Univ.	HE	41	3	13	16	22	-	-	-	-	-
2004-05	Boston Univ.	HE	40	9	22	31	14	-	-	-	-	-
2005-06	Cleveland	AHL	8	0	0	0	8	-	-	-	-	-
2006-07	Worcester	AHL	48	4	21	25	18	-	-	-	-	-
2007-08	Worcester	AHL	77	8	23	31	41	-	-	-	-	-
TOTALS			AHL	133	12	44	56	59	-	-	-	-



JAMES SPRATT - G

BORN: Detroit, MI

DATE: November 10, 1985

HEIGHT: 6'1"

WEIGHT: 185 lbs.

CATCHES: Left

DRAFTED: 7th round, 213th overall, in the 2004 Entry Draft

REGULAR SEASON

PLAYOFFS

Season	Club	Lea.	GP	W	L	T	MINS	GA	SO	GAA	GP	W	L	MINS	GA	SO	GAA
2002-03	Sioux City	USHL	18	6	6	2	905	49	0	3.25	-	-	-	-	-	-	-
2003-04	Sioux City	USHL	34	19	6	5	1922	75	3	2.34	7	4	3	468	19	0	2.44
2004-05	Sioux City	USHL	42	24	11	3	2328	109	2	2.81	13	8	5	752	32	1	2.55
2005-06	Bowling Green	CCHA	15	4	9	1	864	64	0	4.44	-	-	-	-	-	-	-
2006-07	Bowling Green	CCHA	29	6	20	1	1606	95	0	3.55	-	-	-	-	-	-	-
2007-08	Bowling Green	CCHA	16	5	10	0	910	45	0	2.97	3	1	1	142	9	0	3.80
TOTALS		CCHA	60	15	39	2	3380	204	0	3.62	3	1	1	142	9	0	3.80

**WE
ARE**



FLAMES IN THE SYSTEM



BRETT SUTTER – LW


BORN: Viking, AB
DATE: June 2, 1987
HEIGHT: 6'0"
WEIGHT: 196 lbs.
SHOOTS: Left

HOW ACQUIRED: 6th round,
 179th overall, in the 2005
 Entry Draft

REGULAR SEASON

PLAYOFFS

Season	Club	Lea.	GP	G	A	PTS	PIM	GP	G	A	PTS	PIM
2003-04	Kootenay	WHL	44	5	7	12	26	4	0	0	0	4
2004-05	Kootenay	WHL	70	8	11	19	70	16	1	2	3	16
2005-06	Kootenay	WHL	16	8	7	15	21	-	-	-	-	-
	Red Deer	WHL	57	9	26	35	80	-	-	-	-	-
2006-07	Red Deer	WHL	67	28	29	57	77	7	3	4	7	11
2007-08	Quad City	AHL	75	4	6	10	63	-	-	-	-	-
TOTALS		AHL	75	4	6	10	63	-	-	-	-	-
		WHL	254	58	80	138	274	27	4	6	10	31



JONATHAN TREMBLAY – RW

BORN: Fauquier, ON
DATE: March 3, 1984
HEIGHT: 6'3"
WEIGHT: 234 lbs.
SHOOTS: Right

HOW ACQUIRED: Signed as a
 free agent on July 2008

REGULAR SEASON

PLAYOFFS

Season	Club	Lea.	GP	G	A	PTS	PIM	GP	G	A	PTS	PIM
2001-02	Acadie-Bathurst	QMJHL	2	0	0	0	5	1	0	0	0	0
2002-03	Acadie-Bathurst	QMJHL	62	0	1	1	232	9	0	0	0	45
2003-04	Acadie-Bathurst	QMJHL	60	3	0	3	316	-	-	-	-	-
2004-05	Johnstown	ECHL	46	2	3	5	136	-	-	-	-	-
	Cleveland	AHL	1	0	0	0	0	-	-	-	-	-
2005-06	Toledo	ECHL	1	0	0	0	0	-	-	-	-	-
	Quad City	UHL	37	0	2	2	62	-	-	-	-	-
	Kalamazoo	UHL	8	0	0	0	20	-	-	-	-	-
2006-07	Fresno	ECHL	63	0	2	2	133	-	-	-	-	-
	Worcester	AHL	3	0	0	0	5	-	-	-	-	-
2007-08	Worcester	AHL	17	0	1	1	37	-	-	-	-	-
TOTALS		AHL	21	0	1	1	42	-	-	-	-	-
		ECHL	110	2	5	7	269	-	-	-	-	-
		UHL	45	0	2	2	82	-	-	-	-	-
		QMJHL	124	3	1	4	553	10	0	0	0	45

FLAMES IN THE SYSTEM



PETER VANDERMEER – LW


BORN: Red Deer, AB
DATE: October 14, 1975
HEIGHT: 6'0"
WEIGHT: 209 lbs.
SHOOTS: Left

HOW ACQUIRED: Signed as a free agent on July 2, 2008

REGULAR SEASON

PLAYOFFS

Season	Club	Lea.	GP	G	A	PTS	PIM	GP	G	A	PTS	PIM
1992-93	Red Deer	WHL	2	0	0	0	0	-	-	-	-	-
1993-94	Red Deer	WHL	54	4	9	13	170	4	0	0	0	20
1994-95	Red Deer	WHL	61	16	16	32	218	-	-	-	-	-
1995-96	Red Deer	WHL	63	21	40	61	207	10	5	8	13	25
1996-97	Columbus	ECHL	30	6	11	17	195	7	2	1	3	26
1997-98	Rochester	AHL	30	4	2	6	140	4	1	0	1	13
	Columbus	ECHL	20	4	7	11	78	-	-	-	-	-
	Richmond	ECHL	18	2	5	7	165	-	-	-	-	-
1998-99	B.C.	UHL	62	15	21	36	390	5	2	2	4	0
	Rochester	AHL	2	1	0	1	16	16	1	0	1	38
1999-00	Richmond	ECHL	58	31	25	56	457	3	0	1	1	20
	Wilkes-Barre	AHL	4	0	0	0	7	-	-	-	-	-
	Providence	AHL	-	-	-	-	-	9	0	3	3	2
2000-01	Providence	AHL	62	19	18	37	240	4	0	0	0	16
2001-02	Trenton	ECHL	2	0	1	1	2	-	-	-	-	-
	Philadelphia	AHL	61	5	1	6	313	5	0	0	0	8
2002-03	Philadelphia	AHL	77	5	8	13	335	-	-	-	-	-
2003-04	Philadelphia	AHL	71	5	8	13	398	12	1	0	1	29
2004-05	Grand Rapids	AHL	73	4	13	17	310	-	-	-	-	-
2005-06	Hamilton	AHL	67	6	6	12	276	-	-	-	-	-
2006-07	Hershey	AHL	26	2	5	7	129	2	0	0	0	0
2007-08	San Antonio	AHL	38	2	6	8	332	-	-	-	-	-
	Phoenix	NHL	2	0	0	0	0	-	-	-	-	-
TOTALS			NHL	2	0	0	0	-	-	-	-	-
			AHL	511	54	67	121	52	3	3	6	104



MITCH WAHL – C

BORN: Seal Beach, CA
DATE: January 22, 1990
HEIGHT: 6'0"
WEIGHT: 185 lbs.
SHOOTS: Right

HOW ACQUIRED: 2nd round, 48th overall, in the 2008 Entry Draft

REGULAR SEASON

PLAYOFFS

Season	Club	Lea.	GP	G	A	PTS	PIM	GP	G	A	PTS	PIM
2005-06	Spokane	WHL	2	0	0	0	0	-	-	-	-	-
2006-07	Spokane	WHL	69	16	32	48	50	4	0	1	1	5
2007-08	Spokane	WHL	67	20	53	73	63	21	6	8	14	20
TOTALS			WHL	138	36	85	121	25	6	9	15	25

FLAMES IN THE SYSTEM



J.D. WATT – RW


BORN: Calgary, AB
DATE: May 25, 1987
HEIGHT: 6'2"
WEIGHT: 200 lbs.
SHOOTS: Right

HOW ACQUIRED: 4th round,
 111th overall, in the 2005
 Entry Draft

REGULAR SEASON

PLAYOFFS

Season	Club	Lea.	GP	G	A	PTS	PIM	GP	G	A	PTS	PIM
2003-04	Drumheller	AJHL	59	20	17	37	245	-	-	-	-	-
	Vancouver	WHL	3	1	0	1	0	10	0	3	3	14
2004-05	Vancouver	WHL	66	6	7	13	213	-	-	-	-	-
2005-06	Vancouver	WHL	58	8	29	37	199	18	4	3	7	42
2006-07	Vancouver	WHL	70	34	19	53	182	26	3	6	9	86
2007-08	Red Deer	WHL	29	7	8	15	87	-	-	-	-	-
	Regina	WHL	29	6	16	22	82	6	2	6	8	19
TOTALS		WHL	255	62	79	141	763	60	9	18	27	161



RYAN WILSON – D

BORN: Windsor, ON
DATE: February 3, 1987
HEIGHT: 6'1"
WEIGHT: 208 lbs.
SHOOTS: Left

HOW ACQUIRED: Signed as a
 free agent on July 1, 2008

REGULAR SEASON

PLAYOFFS

Season	Club	Lea.	GP	G	A	PTS	PIM	GP	G	A	PTS	PIM
2003-04	Toronto	OHL	58	3	22	25	88	18	3	7	10	16
2004-05	Toronto	OHL	68	13	24	37	149	10	4	5	9	12
2005-06	Toronto	OHL	64	12	49	61	145	4	1	3	4	12
2006-07	Sarnia	OHL	68	17	58	75	136	4	1	3	4	14
2007-08	Sarnia	OHL	58	7	64	71	84	9	0	7	7	19
TOTALS		OHL	316	52	217	269	602	45	9	25	34	73

**WE
ARE**



FLAMES IN THE SYSTEM

CALGARY FLAMES 2008 MAIN TRAINING CAMP ALPHABETICAL ROSTER

#	PLAYER NAME	POS.	#	PLAYER NAME	POS.
75	Armstrong, John	C	45	Lundmark, Jamie	C
33	Aucoin, Adrian	RD	1	McElhinney, Curtis	G
60	Backlund, Mikael	C	25	Moss, David	RW
67	Baldwin, Gord	LD	61	Negrin, John	LD
7	Bertuzzi, Todd	RW	23	Nystrom, Eric	LW
17	Bourque, Rene	LW	50	Palin, Brett	RD
41	Boyd, Dustin	C/LW	55	Pardy, Adam	LD
13	Cammalleri, Mike	LW	56	Pelech, Matt	RD
74	Carpentier, Hugo	C	63	Peters, Warren	C
62	Chucko, Kris	RW	3	Phaneuf, Dion	RD
49	Cole, Brad	LD	19	Primeau, Wayne	C
24	Conroy, Craig	C	29	Prust, Brandon	RW
65	Cracknell, Adam	RW	28	Regehr, Robyn	LD
53	Cunning, Cam	LW	27	Roy, Andre	LW
8	Eriksson, Anders	LD	43	Ryder, Dan	C
39	Germyn, Carsen	RW	6	Sarich, Cory	RD
5	Giordano, Mark	LD	68	Seitsonen, Aki	RW
20	Glencross, Curtis	LW	71	Spang, Dan	LD
47	Greentree, Kyle	LW	42	Sutter, Brett	LW
12	Iginla, Jarome	RW	64	Tremblay, Jonathan	RW
35	Irving, Leland	G	59	Van der Gulik, David	LW
36	Keetley, Matt	G	4	Vandermeer, Jim	LD
34	Kiprusoff, Miikka	G	46	Vandermeer, Pete	LW
38	Lalande, Kevin	G	44	Warrener, Rhett	RD
22	Langkow, Daymond	C	69	Watt, J.D.	RW
18	Lombardi, Matthew	C	78	Wilson, Ryan	LD



2008 NHL ENTRY DRAFT



First round draft pick Greg Nemisz is welcomed to the organization by Darryl Sutter and the Scouting staff.




Mitch Wahl
2nd round, 48th Overall 2008



T.J. Brodie
4th Round, 114th Overall 2008

2008 FLAMES ENTRY DRAFT SELECTIONS & AMATEUR STATISTICS

Rd Pick	Player	Pos.	Ht.	Wt.	S	2007-08 Club	GP	G	A	PTS	PIM
1 25	Greg Nemisz	RW	6'3"	197	L	Windsor (OHL)	68	34	33	67	52
2 48	Mitch Wahl	C	6'0"	175	R	Spokane (WHL)	67	20	53	73	63
3 78	Lance Bouma	LW	6'0"	210	L	Vancouver (WHL)	71	12	23	35	93
4 108	Nicholas Larson	LW	6'2"	182	L	Waterloo (USHL)	57	19	19	38	66
4 114	T.J. Brodie	D	6'1"	170	L	Saginaw (OHL)	68	4	26	30	73
6 168	Ryley Grantham	LW	6'3"	207	L	Moose Jaw (WHL)	66	10	9	19	163
7 198	Alexander Deilert	D	5'10"	180	R	Djurgarden (SWE-Jr)	38	6	12	18	70



Greg Nemisz
1st Round, 25th Overall

2008

RD	NO	PLAYER	POS
1	25	Greg Nemisz	RW
2	48	Mitch Wahl	C
3	78	Lance Bouma	LW
4	108	Nicholas Larson	LW
4	114	T.J. Brodie	D
6	168	Ryley Grantham	LW
7	198	Alexander Deilert	D

2007

RD	NO	PLAYER	POS
1	24	Mikael Backlund	C
3	70	John Negrin	D
4	116	Keith Aulie	D
5	143	Mickey Renaud	C
7	186	C.J. Severyn	LW

2006

RD	NO	PLAYER	POS
1	26	Leland Irving	G
3	87	John Armstrong	C/RW
3	89	Aaron Marvin	C/W
4	118	Hugo Carpentier	C
5	149	Juuso Puustinen	RW
6	179	Jordan Fulton	C
7	187	Devin Didionete	LW
7	209	Per Jonsson	D

2005

RD	NO	PLAYER	POS
1	26	Matt Pelech	D
3	69	Gord Baldwin	D
3	74	Dan Ryder	C
4	111	J.D. Watt	RW
5	128	Kevin Lalande	G
5	158	Matt Keetley	G
6	179	Brett Sutter	C
7	221	Myles Rumsey	D

AMATEUR AND ENTRY DRAFT 1993–2004

2004

RD	NO	PLAYER	POS
1	24	Kris Chucko	LW
3	70	Brandon Prust	C/LW
3	98	Dustin Boyd	C
4	118	Aki Seitsonen	C
4	121	Kristopher Hogg	LW
6	173	Adam Pardy	D
6	182	Fred Wikner	W
7	200	Matthew Schneider	C
7	213	James Spratt	G
9	279	Adam Cracknell	RW

2003

RD	NO	PLAYER	POS
1	9	Dion Phaneuf	D
2	39	Tim Ramholt	D
3	97	Ryan Donally	LW
4	112	Jamie Tardif	RW
5	143	Greg Moore	RW
6	173	Tyler Johnson	C
7	206	Thomas Bellemare	D
8	240	Cam Cuning	LW
9	270	Kevin Harvey	LW

2002

RD	NO	PLAYER	POS
1	10	Eric Nystrom	LW
2	39	Brian McConnell	C
3	90	Matthew Lombardi	C
4	112	Yuri Artemenkov	W
5	141	Jiri Cetkovsky	C
5	142	Emanuel Peter	C
5	146	Victor Bobrov	F
5	159	Kristofer Persson	RW
6	176	Curtis McElhinney	G
7	206	David VanDerGulik	RW
7	207	Pierre Johnsson	D
8	238	Jyri Marttinen	D

2001

RD	NO	PLAYER	POS
1	14	Chuck Kobasew	RW
2	41	Andrei Taratukhin	C
2	56	Andrei Medvedev	G
4	108	Tomi Maki	RW
4	124	Egor Shastin	F
5	145	James Hakewill	D
5	164	Yuri Trubachev	C
7	207	Garrett Bembridge	RW
7	220	David Moss	LW
8	233	Joe Campbell	D
8	251	Ville Hamalainen	F

2000

RD	NO	PLAYER	POS
1	9	Brent Krahn	G
2	40	Kurtis Foster	D
2	46	Jarret Stoll	C
4	116	Levente Szuper	G
5	141	Wade Davis	D
5	155	Travis Moen	LW
6	176	Jukka Hentunen	W
8	239	David Hajek	D
9	270	Micki Dupont	D

1999

RD	NO	PLAYER	POS
1	11	Oleg Saprykin	C
2	38	Dan Cavanaugh	C
3	77	Craig Andersson	G
4	106	Roman Rozakov	D
5	135	Matt Doman	RW
5	153	Jesse Cook	D
6	166	Cory Pecker	C
6	170	Matt Underhill	G
7	190	Blair Stayzer	LW
9	252	Dimitri Kirilenko	C

1998

RD	NO	PLAYER	POS
1	6	Rico Fata	RW/C
2	33	Blair Betts	C
3	62	Paul Manning	D
4	102	Shaun Sutter	C
4	108	Dany Sabourin	G
5	120	Brent Gauvreau	C
7	192	Radek Duda	LW
8	206	Jonas Frogen	D
9	234	Kevin Mitchell	D

1997

RD	NO	PLAYER	POS
1	6	Daniel Tkaczuk	C
2	32	Evan Lindsay	G
2	42	John Tripp	RW
2	51	Dimitri Kokorev	D
3	60	Derek Schutz	C
3	70	Erik Andersson	C
4	92	Chris St. Croix	D
4	100	Ryan Ready	LW
5	113	Martin Moise	LW
6	140	Ilja Demidov	D
7	167	Jeremy Rondeau	LW
9	223	Dustin Paul	RW

1996

RD	NO	PLAYER	POS
1	13	Derek Morris	D
2	39	Travis Brigley	LW
2	40	Steve Begin	C
3	73	Dmitri Vlasenkov	LW
4	89	Toni Lydman	D
4	94	Christian Lefebvre	D
5	122	Josef Straka	C
8	202	Ryan Pade	RW
9	228	Ronald Petrovicky	RW

1995

RD	NO	PLAYER	POS
1	20	Denis Gauthier	D
2	46	Pavel Smirnov	C
3	72	Rocky Thompson	D
4	98	Jan Labraaten	LW
6	150	Clarke Wilm	LW
7	176	Ryan Gillis	D
9	233	Steve Shirreffs	D

1994

RD	NO	PLAYER	POS
1	19	Chris Dingman	LW
2	45	Dimitri Riabiykin	D
3	77	Chris Clark	RW
4	91	Ryan Duthie	C
4	97	Johan Finnstrom	D
5	107	Nisse Ekman	W
5	123	Frank Appel	D
6	149	Patrik Haltia	G
7	175	Ladislav Kohn	RW
8	201	Keith McCambridge	D
9	227	Jorgen Jonsson	W
10	253	Mike Peluso	C
11	279	Pavel Torgajev	LW

1993

RD	NO	PLAYER	POS
1	18	Jesper Mattsson	RW
2	44	Jamie Allison	D
3	70	Dan Tompkins	LW
4	95	Jason Smith	D
4	96	Marty Murray	C
5	121	Darryl Lafrance	C
5	122	John Emmons	C
6	148	Andreas Karlsson	C
8	200	Derek Sylvester	C
10	252	German Titov	C
11	278	Burke Murphy	LW

AMATEUR AND ENTRY DRAFT 1984-1992

1992

RD	NO	PLAYER	POS
1	6	Cory Stillman	C
2	30	Chris O'Sullivan	D
3	54	Mathias Johansson	C
4	78	Robert Svehla	D
5	102	Sami Helenius	D
6	126	Ravil Yakubov	C
6	129	Joel Bouchard	D
7	150	Pavel Rajnoha	D
8	174	Ryan Mulhern	C
9	198	Brandon Carper	D
10	222	Jonas Hoglund	RW
11	246	Andrei Potaichuk	LW

SUPPLEMENTARY DRAFT
6 James O'Brien D

1991

RD	NO	PLAYER	POS
1	19	Niklas Sundblad	RW
2	41	Francois Groleau	D
3	52	Sandy McCarthy	RW
3	63	Brian Caruso	LW
4	85	Steven Magnusson	C
5	107	Jerome Butler	G
6	129	Bobby Marshall	D
7	140	Matt Hoffman	LW
7	151	Kelly Harper	C
8	173	David St. Pierre	C
9	195	David Struch	C
10	217	Sergei Zolotov	LW
11	239	Marko Jantunen	C
12	261	Andrei Trefilov	G

SUPPLEMENTARY DRAFT
25 Dean Larson C

1990

RD	NO	PLAYER	POS
1	11	Trevor Kidd	G
2	26	Nicolas Perreault	D
2	32	Vesa Viitakoski	LW
2	41	Etienne Belzile	D
3	62	Glen Mears	D
4	83	Paul Kruse	LW
6	125	Chris Tschupp	C
7	146	Dimitri Frolov	D
8	167	Shawn Murray	G
9	188	Mike Murray	RW
10	209	Rob Sumner	D
12	251	Leo Gudas	D

SUPPLEMENTARY DRAFT
25 Lyle Wildgoose C

1989

RD	NO	PLAYER	POS
2	24	Kent Manderville	LW
2	42	Ted Drury	C
3	50	Veli-Pekka Kautonen	D
3	63	Cory Lyons	RW
4	70	Robert Reichel	C
4	84	Ryan O'Leary	C
5	105	Toby Kearney	LW
7	147	Alex Nikolic	LW
8	168	Kevin Wortman	D
9	189	Sergei Gomolyakov	C
10	210	Dan Sawyer	D
11	231	Alexander Yudin	D
12	252	Kenneth Kennholt	D

SUPPLEMENTARY DRAFT
26 Shawn Heaphy C

1988

RD	NO	PLAYER	POS
1	21	Jason Muzzatti	G
2	42	Todd Harkins	RW
4	84	Gary Socha	C
5	85	Tomas Forslund	RW
5	90	Scott Matusovich	D
6	126	Jonas Bergqvist	RW
7	147	Stefan Nilsson	LW
8	168	Troy Kennedy	RW
9	189	Brett Peterson	D
10	210	Guy Darveau	D
11	231	Dave Tretowicz	D
12	252	Sergei Priakin	RW

SUPPLEMENTARY DRAFT
26 Jerry Tarrant D

1987

RD	NO	PLAYER	POS
1	19	Bryan Deasley	LW
2	25	Stephane Matteau	LW
2	40	Kevin Grant	D
3	61	Scott Mahoney	LW
4	70	Tim Harris	RW
5	103	Tim Corkery	D
6	124	Joe Aloï	D
7	145	Peter Ciavaglia	C
8	166	Theoren Fleury	C
9	187	Mark Osiecki	D
10	208	William Sedergren	D
11	229	Peter Hasselblad	D
12	250	Magnus Svensson	D

SUPPLEMENTARY DRAFT
Peter Lappin C

1986

RD	NO	PLAYER	POS
1	16	George Pelawa	RW
2	37	Brian Glynn	D
4	79	Tom Quinlan	RW
5	100	Scott Bloom	LW
6	121	John Parker	C
7	142	Rick Lessard	D
8	163	Mark Olsen	D
9	184	Warren Sharples	G
10	205	Doug Pickell	LW
11	226	Anders Lindstrom	C
12	247	Antonin Stavjana	D

SUPPLEMENTARY DRAFT
Steve MacSwain RW

1985

RD	NO	PLAYER	POS
1	17	Chris Biotti	D
2	27	Joe Nieuwendyk	C
2	38	Jeff Wenaas	C
3	59	Lane MacDonald	LW
4	80	Roger Johansson	D
5	101	Esa Keskinen	C
6	122	Tim Sweeney	C
7	143	Stu Grimson	LW
8	164	Nate Smith	D
9	185	Darryl Olsen	D
10	206	Peter Romberg	D
11	227	Alex Koznevnikov	-
12	248	Bill Gregoire	D

1984

RD	NO	PLAYER	POS
1	12	Gary Roberts	LW
2	33	Ken Sabourin	D
2	38	Paul Ranheim	C
4	75	Peter Rosol	LW
5	96	Joel Paunio	LW
6	117	Brett Hull	RW
7	138	Kevan Melrose	D
8	159	Jiri Hrdina	RW
9	180	Gary Suter	D
10	200	Petr Rucka	C
11	221	Stefan Jonsson	D
12	241	Rudolf Suchanek	-

AMATEUR AND ENTRY DRAFT 1972-1983

1983

RD	NO	PLAYER	POS
1	13	Dan Quinn	C
3	51	Brian Bradley	C
3	55	Perry Berezan	C
4	66	John Bekkers	C
4	71	Kevan Guy	D
4	77	Bill Claviter	LW
5	91	Igor Liba	LW
6	111	Grant Blair	G
7	131	Jeff Hogg	G
8	151	Chris MacDonald	D
9	171	Rob Kivell	D
10	191	Tom Pratt	D
11	211	Jaroslav Benak	LW
12	231	Sergei Makarov	RW

1982

RD	NO	PLAYER	POS
2	29	Dave Reiersen	D
2	37	Richard Kromm	LW
3	51	Jim Laing	D
4	65	Dave Meszaros	G
4	72	Mark Lamb	C
5	93	Lou Kiriakou	D
6	114	Jeff Vaive	C
6	118	Mats Kihlstrom	D
7	135	Brad Ramsden	RW
8	156	Roy Myllari	D
9	177	Ted Pearson	LW
10	198	Jim Uens	C
11	219	Rick Erdall	C
12	240	Dale Thompson	RW

1981

RD	NO	PLAYER	POS
1	15	Al MacInnis	D
3	56	Mike Vernon	G
4	78	Peter Maduch	C
5	99	Mario Simioni	RW
6	120	Todd Hooley	RW
7	141	Rick Heppener	D
8	162	Dale Degray	D
9	183	George Boudreau	D
10	204	Bruce Eakin	C

1980

RD	NO	PLAYER	POS
1	13	Denis Cyr	RW
2	31	Tony Curtale	D
2	32	Kevin Lavallee	LW
2	39	Steve Konroyd	D
4	76	Marc Roy	RW
5	97	Randy Turnbull	D
6	118	John Multan	RW
7	139	Dave Newsom	LW
8	160	Claude Drouin	C
9	181	Hakan Loob	RW
10	202	Steven Fletcher	D

1979

RD	NO	PLAYER	POS
1	12	Paul Reinhart	D
2	23	Mike Perovich	D
2	33	Pat Riggan	G
3	54	Tim Hunter	D
4	75	Jim Peplinski	RW
5	96	Brad Kempthorne	C
6	117	Glenn Johnson	C

1978

RD	NO	PLAYER	POS
1	11	Brad Marsh	D
3	47	Tim Bernhardt	G
4	64	Jim McRae	LW
5	80	Gord Wappel	D
6	97	Greg Meredith	RW
7	114	Dave Hindmarch	RW
8	131	Dave Morrison	RW
9	148	Doug Todd	RW
10	165	Mark Green	C
11	180	Robert Sullivan	C
12	196	Bernhart Engelbrecht	G

1977

RD	NO	PLAYER	POS
2	20	Miles Zaharko	D
2	28	Don Laurence	C
2	31	Brian Hill	RW
4	72	Jim Craig	G
5	82	C Christofferson	D
6	100	Bernard Harbec	C
7	118	Bob Gould	RW
8	133	Jim Bennett	RW
9	148	Tim Harrer	RW

1976

RD	NO	PLAYER	POS
1	8	Dave Shand	D
1	10	Harold Phillipoff	LW
2	28	Robert Simpson	LW
3	46	Richard Hodgson	D
4	64	Kent Nilsson	C
5	82	Mark Earp	G

1975

RD	NO	PLAYER	POS
1	8	Richard Mulhern	D
2	26	Rick Bowness	RW
4	62	Dale Ross	LW
5	80	Willi Plett	RW
6	98	Paul Heaver	D
7	116	Dale McMillan	LW
8	134	Rick Picher	D
9	150	Nick Stanza	G
10	167	Brian O'Connell	G
11	181	Joe Augustine	D
12	192	Torbjorn Nilsson	RW
18	216	Gary Gill	LW

1974

RD	NO	PLAYER	POS
2	28	Guy Chouinard	C
3	46	Dick Spannbauer	D
4	58	Pat Ribble	D
4	64	Cam Botting	LW
5	82	Jerry Badiuk	D
6	100	Bill Moen	G
7	118	Peter Brown	D
8	135	Tom Lindsog	D
9	152	Larry Hopkins	LW
10	167	Louis Loranger	C
11	182	R Montgomery	LW

1973

RD	NO	PLAYER	POS
1	2	Tom Lysiak	C
1	16	Vic Mercredi	C
2	21	Eric Vail	LW
4	53	Dean Talaious	RW
5	69	John Felsch	LW
6	85	Ken Houston	D
7	101	Tom Machowski	D
8	117	Bob Law	LW
9	133	Bob Bilodeau	D
10	148	Glen Surbey	D
10	149	Guy Ross	C
11	162	Gregg Fox	D

1972

RD	NO	PLAYER	POS
1	2	Jacques Richard	C
2	18	Dwight Bialowas	D
3	34	Jean Lemieux	D
4	50	Don Martineau	RW
5	78	Johnny Martin	C
6	82	Frank Blum	G
7	98	Scott Smith	LW
8	114	Dave Murphy	C
9	130	Pierre Roy	D
10	132	Jean LaMarre	RW

GENERAL MANAGERS



Darryl Sutter
Apr. 11, 2003
to
Present



Craig Button
June 6, 2000
to
April 11, 2003



Al Coates
Nov. 3, 1995
to
April 11, 2000



Doug Risebrough
May 16, 1991
to
Nov. 3, 1995



Cliff Fletcher
1972-73
to
1990-91

HEAD COACHES



Mike Keenan
June 14, 2007
to
Present



Jim Playfair
July 12, 2006
to
June 14, 2007



Darryl Sutter
Dec. 28, 2002
to
July 12, 2006



Greg Gilbert
Mar. 14, 2001
to
Dec. 3, 2002



Don Hay
Aug. 1, 2000
to
Mar. 14, 2001

	REGULAR SEASON						PLAYOFFS			
	Games	W	L	T	OTL	%	Games	W	L	%
Mike Keenan										
June 14, 2007 - Current	82	42	30	0	10	.573	7	3	4	.429
Jim Playfair										
July 12, 2006 - June 14, 2007	82	43	29	0	10	.585	6	2	4	.333
Darryl Sutter										
Dec. 28, 2002-July 12, 2006	210	107	73	15	15	.581	26	15	11	.577
Greg Gilbert										
Mar. 14, 2001-Dec. 3, 2002	121	42	56	17	6	.442	-	-	-	-
Don Hay										
2000/01-Mar. 14, 2001	68	23	28	13	4	.463	-	-	-	-
Brian Sutter										
1997/98 to 1999/00	246	87	117*	37	5*	.439	-	-	-	-
Pierre Page										
1995/96-1996/97	164	66	78	20	-	.463	4	0	4	.000
Dave King										
1992/93-1994/95	216	109	76	31	-	.576	20	8	12	.400
Guy Charron										
1991/92+	16	6	7	3	-	.469	-	-	-	-
Doug Risebrough										
1990/91-1991/92	144	71	56	17	-	.552	7	3	4	.429
Terry Crisp										
1987/88-1989/90	240	144	63	33	-	.669	37	22	15	.595
Bob Johnson										
1982/83-1986/87	400	193	155	52	-	.548	52	25	27	.481
Al MacNeil										
1979/80 to 1981/82	240	103	93	44	-	.521	23	10	13	.435
Dec. 3, 2002-Dec. 27, 2002+	11	4	5	2	0	.455	-	-	-	-
TOTALS	251	107	98	46	0	.518	23	10	13	.435
Fred Creighton										
1974/75-1978/79	348	156	136	56	-	.529	9	1	8	.111
Bernie Geoffrion										
1972/73-1974/75	208	77	92	39	-	.464	4	0	4	.000

*1999-00 stats have been adjusted to correspond with current standings (OTL)

+Interim Head Coach

CALGARY FLAMES CAPTAINS

1. Keith McCreary	1972-75	10. Brad McCrimmon**	1989-90
2. Pat Quinn	1975-77	11. Joe Nieuwendyk	1991-95
3. Tom Lysiak	1977-79	12. Theoren Fleury	1995-97
4. Jean Pronovost	1979-80	13. Todd Simpson	1997-99
5. Brad Marsh	1980-81	14. Steve Smith	1999-00
6. Phil Russell*	1981-83	15. Dave Lowry	2000-02
7. Doug Risebrough***	1983-87	16. Bob Boughner****	2002
8. Lanny McDonald***	1983-89	17. Craig Conroy****	2002-03
9. Jim Peplinski***	1984-89	18. Jarome Iginla	2003-Present

*Appointed Nov. 12, 1981


**Appointed Nov. 3, 1989

***Co-captains

****Co-Captains From Feb. 4, 2002 to End of 2002-03 Season



Jarome Iginla
Cpt. 2003-Present



Lanny McDonald
Cpt. 1983-89

PLAYERS REGISTERING THEIR 1000TH CAREER NHL REGULAR SEASON GAME WEARING A FLAMES JERSEY

Season	Player Name	Games with the Calgary Flames
1986-87	Lanny McDonald	(492)
2001-02	Dave Lowry	(193)
2002-03	Craig Berube	(234)
2003-04	Martin Gelas	(157)
2007-08	Owen Nolan	(77)





YEAR BY YEAR

WE
ARE



FLAMES YEAR-BY-YEAR RESULTS

Season	Overall					Home					Road					Playoff Result
	GP	W	L	T	OTL	SOL	GF	GA	PTS	W	L	T	OTL	SOL	Finished	
2007-08	82	42	30	-	7	3	229	227	94	21	11	-	7	2	3rd Northwest	Lost Conf. Quarter-Final
2006-07	82	43	29	-	5	5	258	226	96	30	9	-	1	1	3rd Northwest	Lost Conf. Quarter-Final
2005-06	82	46	25	-	4	7	218	200	103	30	7	-	1	3	1st Northwest	Lost Conf. Quarter-Final
2003-04	82	42	30	7	3	-	200	176	94	21	14	5	1	-	3rd Northwest	Lost Final
2002-03	82	29	36	13	4	-	186	228	75	14	16	10	1	-	5th Northwest	Out of Playoffs
2001-02	82	32	35	12	3	-	201	220	79	20	14	5	2	-	4th Northwest	Out of Playoffs
2000-01	82	27	36	15	4	-	197	236	73	12	18	9	2	-	4th Northwest	Out of Playoffs
1999-00	82	31	36	10	5	-	211	256	77	20	14	6	1	-	4th Northwest	Out of Playoffs
1998-99	82	30	40	12	-	-	211	234	72	15	20	6	-	-	3rd Northwest	Out of Playoffs
1997-98	82	26	41	15	-	-	217	252	67	18	17	6	-	-	5th Pacific	Out of Playoffs
1996-97	82	32	41	9	-	-	214	239	73	21	18	2	-	-	5th Pacific	Out of Playoffs
1995-96	82	34	37	11	-	-	241	240	79	18	18	5	-	-	2nd Pacific	Lost Conf. Quarter-Final
1994-95	48	24	17	7	-	-	163	135	55	15	7	2	-	-	1st Pacific	Lost Conf. Quarter-Final
1993-94	84	42	29	13	-	-	302	256	97	25	12	5	-	-	1st Pacific	Lost Conf. Quarter-Final
1992-93	84	43	30	11	-	-	322	282	97	23	14	5	-	-	2nd Smythe	Lost Conf. Quarter-Final
1991-92	80	31	37	12	-	-	296	305	74	19	14	7	-	-	5th Smythe	Out of Playoffs
1990-91	80	46	26	8	-	-	344	263	100	29	8	3	-	-	2nd Smythe	Lost Div. Semi Final
1989-90	80	42	23	15	-	-	348	265	99	28	7	5	-	-	1st Smythe	Lost Div. Semi Final
1988-89	80	54	17	9	-	-	354	226	117	32	4	4	-	-	1st Smythe	Won Stanley Cup
1987-88	80	48	23	9	-	-	397	305	105	26	11	3	-	-	1st Smythe	Lost Div. Final
1986-87	80	46	31	3	-	-	318	289	95	25	13	2	-	-	2nd Smythe	Lost Div. Semi Final
1985-86	80	40	31	9	-	-	354	315	89	23	11	6	-	-	2nd Smythe	Lost Final
1984-85	80	41	27	12	-	-	363	302	94	23	11	6	-	-	3rd Smythe	Lost Div. Semi Final
1983-84	80	34	32	14	-	-	311	314	82	22	11	7	-	-	2nd Smythe	Lost Div. Final
1982-83	80	32	34	14	-	-	321	317	78	21	12	7	-	-	2nd Smythe	Lost Div. Final
1981-82	80	29	34	17	-	-	334	345	75	20	11	9	-	-	3rd Smythe	Lost Div. Semi Final
1980-81	80	39	27	14	-	-	329	298	92	25	5	10	-	-	3rd Patrick	Lost Semi Final
1979-80*	80	35	32	13	-	-	282	269	83	18	15	7	-	-	4th Patrick	Lost Prelim. Round
1978-79*	80	41	31	8	-	-	327	280	90	25	11	4	-	-	4th Patrick	Lost Prelim. Round
1977-78*	80	34	27	19	-	-	274	252	87	20	13	7	-	-	3rd Patrick	Lost Prelim. Round
1976-77*	80	34	34	12	-	-	264	265	80	22	11	7	-	-	3rd Patrick	Lost Prelim. Round
1975-76*	80	35	33	12	-	-	262	237	82	19	14	7	-	-	3rd Patrick	Lost Prelim. Round
1974-75*	80	34	31	15	-	-	243	233	83	24	9	7	-	-	4th Patrick	Out of Playoffs
1973-74*	78	30	34	14	-	-	214	238	74	17	15	7	-	-	4th West	Lost Quarter-Final
1972-73*	78	25	38	15	-	-	191	239	65	16	16	7	-	-	7th West	Out of Playoffs

* Atlanta Flames

IGINLA LEADS TEAM WITH 50 GOALS AND 98 POINTS, PHANEUF/IGINLA ALL-STARS

COACH	Regular Season							Playoffs				
	GP	W	L	OTL	PTS	GF	GA	GP	W	L	GF	GA
Mike Keenan	82	42	30	10	94	229	227	7	3	4	17	19

3rd Northwest Division, 14th overall. Playoffs: Conference Quarter-Finals – lost series to San Jose 4-3

PLAYER	Regular Season						Playoffs				
	GP	G	A	PTS	PIM		GP	G	A	PTS	PIM
JAROME IGINLA	82	50	48	98	83		7	4	5	9	2
KRISTIAN HUSELIUS	81	25	41	66	40		7	0	4	4	6
DAYMOND LANGKOW	80	30	35	65	19		7	3	2	5	0
DION PHANEUF	82	17	43	60	182		7	3	4	7	4
ALEX TANGUAY	78	18	40	58	48		7	0	4	4	4
MATTHEW LOMBARDI	82	14	22	36	67		7	0	0	0	4
ADRIAN AUCOIN	76	10	25	35	37		7	0	3	3	4
CRAIG CONROY	79	12	22	34	71		7	0	2	2	8
OWEN NOLAN	77	16	16	32	71		7	3	2	5	2
ROBYN REGEHR	82	5	15	20	79		7	0	2	2	2
ANDERS ERIKSSON	61	1	17	18	36		3	0	1	1	2
JAMES VANDERMEER											
CHI	26	2	7	9	44		-	-	-	-	-
PHI	28	1	5	6	27		-	-	-	-	-
CGY	21	0	2	2	39		7	0	0	0	4
TOTALS	75	3	14	17	110		7	0	0	0	4
*DUSTIN BOYD	48	7	5	12	6		0	0	0	0	0
STEPHANE YELLE	74	3	9	12	20		7	0	2	2	6
DAVID MOSS	41	4	7	11	10		5	1	1	2	4
*ERIC NYSTROM	44	3	7	10	48		7	0	0	0	2
WAYNE PRIMEAU	43	3	7	10	26		7	1	0	1	4
CORY SARICH	80	2	5	7	135		7	0	1	1	4
MARCUS NILSON	47	3	2	5	4		2	0	0	0	0
MARK SMITH	54	1	3	4	59		0	0	0	0	0
RHETT WARRENER	31	1	3	4	21		0	0	0	0	0
ERIC GODARD	74	1	1	2	171		5	0	0	0	2
DAVID HALE	58	0	2	2	46		6	0	0	0	2
*TIM RAMHOLT	1	0	0	0	0		0	0	0	0	0
Bench	82	-	-	-	14		7	-	-	-	2
Traded Players	-	-	-	-	-		-	-	-	-	-
TOTALS	82	226	379	605	1342		7	17	31	48	68

GOALTENDER	GP	MP	GAA	W	L	OTL	SOL	SO	EN	GA	SA	SV%
Mikka Kiprusoff	76	4,398	2.69	39	26	7	3	2	3	197	2096	.906
Playoffs	7	336	3.21	2	4	0	-	1	0	18	196	.908
Curtis Joseph	9	399	2.55	3	2	0	0	0	0	17	181	.906
Playoffs	2	79	0.76	1	0	0	-	0	0	1	33	.970
Curtis McElhinney	5	150	2.00	0	2	0	0	0	1	5	51	.902
Matt Keetley	1	9	0.00	0	0	0	0	0	0	0	2	1.000
TOTALS	82	4,975	2.70	42	30	7	3	2	4	224	2335	.904
PLAYOFFS	7	415	2.75	3	4	0	-	1	0	19	229	.917

REGULAR SEASON
MOST POINTS JAROME IGINLA 98
MOST GOALS JAROME IGINLA 50
MOST ASSISTS JAROME IGINLA 48
MOST PENALTY MINUTES DION PHANEUF 182
MOST WINS GOALIE MIIKKA KIPRUSOFF 39
TROPHIES – AWARDS
SCURFIELD HUMANITARIAN AWARD DION PHANEUF
J.R. McCAIG MEMORIAL AWARD JAROME IGINLA
MOLSON CUP JAROME IGINLA
ALL STAR GAME JAROME IGINLA - (CAPTAIN) DION PHANEUF
PLAYOFFS
MOST POINTS JAROME IGINLA 9
MOST GOALS JAROME IGINLA 4
MOST ASSISTS JAROME IGINLA 5
MOST PENALTY MINUTES CRAIG CONROY 8

THREE 30 GOAL SCORERS, PHANEUF/HIPRUSOFF ALL-STARS

COACH	Regular Season							Playoffs				
	GP	W	L	OTL	PTS	GF	GA	GP	W	L	GF	GA
Jim Playfair	82	43	29	10	96	258	226	6	2	4	10	18

3rd Northwest Division, 13th overall. Playoffs: Conference Quarter-Finals – lost series to Detroit 4-2

REGULAR SEASON	PLAYER	Regular Season					Playoffs								
		GP	G	A	PTS	PIM	GP	G	A	PTS	PIM				
MOST POINTS JAROME IGINLA 94	Jarome Iginla	70	39	55	94	40	6	2	2	4	12				
	Alex Tanguay	81	22	59	81	44	6	1	3	4	8				
	Kristian Huselius	81	34	43	77	26	6	0	2	2	4				
	Daymond Langkow	81	33	44	77	44	6	2	2	4	4				
MOST GOALS JAROME IGINLA 39	Dion Phaneuf	79	17	33	50	98	6	1	0	1	7				
	Matthew Lombardi	81	20	26	46	48	6	1	1	2	0				
	Roman Hamrlik	75	7	31	38	88	6	0	1	1	8				
	Craig Conroy	LA	52	5	11	16	38	-	-	-	-	-			
MOST ASSISTS ALEX TANGUAY 59	CGY	28	8	13	21	18	6	1	1	2	8				
	TOTALS	80	13	24	37	56	6	1	1	2	8				
MOST PENALTY MINUTES DION PHANEUF 98	Tony Amonte	81	10	20	30	40	6	0	1	1	0				
	Stephane Yelle	56	10	14	24	32	6	0	0	0	2				
	Wayne Primeau	BOS	51	7	8	15	75	-	-	-	-	-			
	CGY	27	3	4	7	36	6	0	2	2	14				
TOTALS	78	10	12	22	111	6	0	2	2	14					
	Brad Stuart	BOS	48	7	10	17	26	-	-	-	-	-			
TOTALS	CGY	27	0	5	5	18	6	0	1	1	6				
	75	7	15	22	44	6	0	1	1	6					
MOST WINS GOALIE MIIKKA KIPRUSOFF 40	Robyn Regehr	78	2	19	21	75	1	0	0	0	0				
	David Moss	41	10	8	18	12	6	0	1	1	0				
	Mark Giordano	48	7	8	15	36	0	0	0	0	0				
	Marcus Nilson	63	5	10	15	27	6	0	0	0	2				
	Byron Ritchie	64	8	6	14	68	1	0	0	0	10				
	Jeff Friesen	72	6	6	12	34	5	0	0	0	2				
	Rhett Warrenner	62	4	6	10	67	6	0	0	0	10				
	Andrei Zyuzin	49	1	5	6	30	5	1	0	1	2				
	Dustin Boyd	13	2	2	4	4	-	-	-	-	-				
	Richie Regehr	6	1	1	2	0	-	-	-	-	-				
	Eric Godard	19	0	1	1	50	-	-	-	-	-				
	David Hale	NJ	43	0	1	1	26	-	-	-	-	-			
CGY	11	0	0	0	10	2	0	0	0	6					
TOTALS	54	0	1	1	36	2	0	0	0	6					
PLAYOFFS	Tomi Maki	1	0	0	0	0	-	-	-	-	-				
	Carsen Garmyn	2	0	0	0	0	-	-	-	-	-				
	Darren McCarty	32	0	0	0	58	-	-	-	-	-				
	Brad Ference	5	0	0	0	2	-	-	-	-	-				
	Brandon Prust	10	0	0	0	25	-	-	-	-	-				
	Miikka Kiprusoff	74	0	0	0	2	6	0	0	0	0				
	Jamie McLennan	9	0	0	0	16	1	0	0	0	12				
MOST GOALS JAROME IGINLA DAYMOND LANGKOW 2	Bench	82	-	-	-	22	7	-	-	-	0				
	Traded Players	133	6	27	33	134	-	-	-	-	-				
	TOTALS	82	258	447	705	1204	6	10	17	27	117				
MOST ASSISTS ALEX TANGUAY 3	GOALTENDER	GP	MP	GA	GAA	W-L-OTL	SO	EN	GP	MP	GA	GAA	W-L	SO	EN
	Miikka Kiprusoff	74	4419	181	2.46	40-24-9	7	6	6	384	18	2.81	2-4	0	0
	Jamie McLennan	9	533	32	3.60	3-5-1	0	0	1	1	0	0.00	0-0	0	0
MOST PENALTY MINUTES WAYNE PRIMEAU 14	TOTALS	82	4952	213	2.58	43-29-10	10	5	6	385	18	2.81	2-4	0	0

MIIKKA KIPRUSOFF WINS VEZINA AND JENNINGS TROPHIES

COACH	Regular Season							Playoffs				
	GP	W	L	OTL	PTS	GF	GA	GP	W	L	GF	GA
Darryl Sutter	82	46	25	11	103	218	200	7	3	4	16	17

1st Northwest Division, 7th overall. Playoffs: Conference Quarter-Finals – lost series to Anaheim 4-3

PLAYER	Regular Season						Playoffs				
	GP	G	A	PTS	PIM		GP	G	A	PTS	PIM
Jarome Iginla	82	35	32	67	86		7	5	3	8	11
Daymond Langkow	82	25	34	59	46		7	1	5	6	6
Dion Phaneuf	82	20	29	49	93		7	1	0	1	7
Kristian Huselius	FLA	24	5	3	8	4	-	-	-	-	-
CGY	54	15	24	39	36		7	2	4	6	4
TOTALS	78	20	27	47	40		7	2	4	6	4
Tony Amonte	80	14	28	42	43		7	2	1	3	10
Chuck Kobasew	77	20	11	31	64		7	1	0	1	0
Andrew Ference	82	4	27	31	85		7	0	4	4	12
Jamie Lundmark	NYR	3	1	0	1	6	-	-	-	-	-
PHX	38	5	13	18	36		-	-	-	-	-
CGY	12	4	6	10	20		4	0	1	1	7
TOTALS	53	10	19	29	62		4	0	1	1	7
Mike Leclerc	PHX	35	9	12	21	29	-	-	-	-	-
CGY	15	1	4	5	8		3	0	0	0	2
TOTALS	50	10	16	26	37		3	0	0	0	2
Roman Hamrlik	51	7	19	26	56		7	0	2	2	2
Robyn Regehr	68	6	20	26	67		7	1	3	4	6
Matthew Lombardi	55	6	20	26	48		7	0	2	2	2
Chris Simon	72	8	14	22	94		6	0	1	1	7
Shean Donovan	80	9	11	20	82		7	0	0	0	6
Jordan Leopold	74	2	18	20	68		7	0	1	1	4
Stephane Yelle	74	4	14	18	48		7	1	0	1	8
Marcus Nilson	70	6	11	17	32		-	-	-	-	-
Darren McCarty	67	7	6	13	117		7	2	0	2	15
Byron Ritchie	45	4	2	6	69		7	0	0	0	0
Rhett Warrener	61	3	3	6	54		7	0	0	0	14
Craig MacDonald	25	3	2	5	8		1	0	0	0	0
Cale Hulse	PHX	0	0	0	0	0	-	-	-	-	-
CBJ	27	0	3	3	43		-	-	-	-	-
CGY	12	0	1	1	20		-	-	-	-	-
TOTALS	39	0	4	4	63		-	-	-	-	-
Bryan Marchment	37	1	2	3	75		-	-	-	-	-
Richie Regehr	14	0	2	2	6		-	-	-	-	-
Mark Giordano	7	0	1	1	8		-	-	-	-	-
Eric Nystrom	2	0	0	0	0		-	-	-	-	-
Carsen Gernym	2	0	0	0	0		-	-	-	-	-
Lynn Loyns	1	0	0	0	0		-	-	-	-	-
Bench	82	0	0	0	18		7	0	0	0	4
Traded Players	92	12	21	33	100		-	-	-	-	-
TOTALS	82	216	362	578	1451		7	16	27	42	127

GOALTENDER	GP	MP	GA	GAA	W-L-OTL	SO	EN	GP	MP	GA	GAA	W-L	SO	EN
Miikka Kiprusoff	74	4380	151	2.07	42-20-11	10	5	7	427:5	16	2.24	3-4	0	1
Brian Boucher	3	182	15	4.95	1-2-0	0	0	-	-	-	-	-	-	-
Traded Goalie	8	402	22	3.28	3-3-0	0	0	-	-	-	-	-	-	-
TOTALS	82	4984	193	2.32	46-25-11	10	5	7	431	17	2.37	3-4	0	1

**REGULAR
SEASON
MOST POINTS**
JAROME IGINLA
67

MOST GOALS
JAROME IGINLA
35

MOST ASSISTS
DAYMOND LANGKOW
34

**MOST PENALTY
MINUTES**
DARREN MCCARTY
117

MOST WINS
GOALIE
MIIKKA KIPRUSOFF
42

**TROPHIES –
AWARDS**

**SCURFIELD
HUMANITARIAN
AWARD**
RHETT WARRENER

**J.R. McCAIG
MEMORIAL AWARD**
ROBYN REGEHR

MOLSON CUP
MIIKKA KIPRUSOFF

VEZINA TROPHY
MIIKKA KIPRUSOFF

**WILLIAM
JENNINGS
TROPHY**
MIIKKA KIPRUSOFF

**PLAYOFFS
MOST POINTS**
JAROME IGINLA
8

MOST GOALS
JAROME IGINLA
5

MOST ASSISTS
DAYMOND LANGKOW
5

**MOST PENALTY
MINUTES**
DARREN MCCARTY
15

COACH	Regular Season								Playoffs				
	GP	W	L	T	OTL	PTS	GF	GA	GP	W	L	GF	GA
Darryl Sutter	82	42	30	7	3	94	200	176	26	15	11	60	53

3rd Northwest Division, 12th overall. Playoffs: Conference Quarter-Finals – defeated Vancouver 4-3; Conference Semi-Finals – defeated Detroit 4-2; Western Conference Finals – defeated San Jose 4-2; Stanley Cup Finals – lost to Tampa Bay 4-3

REGULAR SEASON	Regular Season						Playoffs								
	PLAYER	GP	G	A	PTS	PIM	GP	G	A	PTS	PIM				
MOST POINTS JAROME IGINLA 73	Jarome Iginla	81	41	32	73	84	26	13	9	22	45				
	Craig Conroy	63	8	39	47	44	26	6	11	17	12				
	Shean Donovan	82	18	24	42	72	24	5	5	10	23				
MOST GOALS JAROME IGINLA 41	Martin Gelinias	76	17	18	35	70	26	8	7	15	35				
	Jordan Leopold	82	9	24	33	24	26	0	10	10	6				
	Dean McAmmond	64	17	13	30	18	-	-	-	-	-				
MOST ASSISTS CRAIG CONROY 39	Matthew Lombardi	79	16	13	29	32	13	1	5	6	4				
	Oleg Saprykin	69	12	17	29	41	26	3	3	6	14				
	Steve Reinprecht	44	7	22	29	4	-	-	-	-	-				
MOST PENALTY MINUTES CHRIS SIMON 250	Chris Simon	NYR 65	14	9	23	225	-	-	-	-	-				
	CGY 13	3	2	5	25	25	16	5	2	7	74				
	TOTALS	78	17	11	28	250	16	5	2	7	74				
MOST WINS GOALIE MIIKKA KIPRUSOFF 24	Chris Clark	82	10	15	25	106	26	3	3	6	30				
	Marcus Nilson	FLA 69	6	13	19	26	-	-	-	-	-				
	CGY 14	5	0	5	14	14	26	4	7	11	12				
TROPHIES - AWARDS	TOTALS	83	11	13	24	40	26	4	7	11	12				
	CHI 60	2	11	13	40	40	-	-	-	-	-				
	CGY 19	3	5	8	18	18	24	4	4	8	55				
SCURFIELD HUMANITARIAN AWARD MARTIN GELINAS	TOTALS	79	5	16	21	58	24	4	4	8	55				
	Toni Lydman	67	4	16	20	30	6	0	1	1	2				
	Robyn Regehr	82	4	14	18	74	26	2	7	9	20				
MOLSON CUP JAROME IGINLA	Chuck Kobasew	70	6	11	17	51	26	0	1	1	24				
	Stephane Yelle	53	4	13	17	24	23	3	3	6	16				
	Rhett Warrener	77	3	14	17	97	24	0	1	1	6				
MAURICE "ROCKET" RICHARD TROPHY JAROME IGINLA (tie)	Andrew Ference	72	4	12	16	53	26	0	3	3	25				
	Denis Gauthier	80	1	15	16	113	6	0	1	1	4				
	Krzysztof Oliwa	65	3	2	5	247	20	2	0	2	6				
NHL 2ND ALL STAR JAROME IGINLA	Steve Montador	26	1	2	3	50	20	1	2	3	6				
	Dave Lowry	18	1	1	2	11	10	0	0	0	6				
	Lynn Loyns	SJ 2	0	0	0	0	-	-	-	-	-				
KING CLANCY AWARD JAROME IGINLA	CGY 12	0	2	2	2	2	-	-	-	-	-				
	TOTALS	14	0	2	2	2	0	0	0	0	0				
	Martin Sonnenberg	5	0	0	0	2	0	0	0	0	0				
NHL FOUNDATION AWARD JAROME IGINLA	Mike Commodore	12	0	0	0	25	20	0	2	2	19				
	Brennan Evans	-	-	-	-	-	2	0	0	0	0				
	Bench	82	0	0	0	42	26	0	0	0	0				
PLAYOFFS MOST POINTS JAROME IGINLA 22	Traded Players	95	3	9	12	40	-	-	-	-	-				
	TOTALS	82	200	335	535	1428	26	60	87	147	444				
	GOALTENDER	GP	MP	GA	GAA	W-L-OTL	SO	EN	GP	MP	GA	GAA	W-L	SO	EN
MOST GOALS JAROME IGINLA 13	Miikka Kiprusoff	38	2301	65	1.69	24-10-4	4	4	26	1655	51	1.8515	11-5	2	2
	Roman Turek	18	1031	40	2.33	6-11-0	3	2	1	19	0	0.00	0-0	0	0
	Dany Sabourin	4	169	10	3.55	0-3-0	0	0	-	-	-	-	-	-	-
MOST ASSISTS CRAIG CONROY 11	Jamie McLennan	26	1446	53	2.20	12-9-3	4	2	-	-	-	-	-	-	-
	TOTALS	82	4968	176	2.13	42-33-7	11	8	26	1680	53	1.89	15-11	5	2
	MOST PENALTY MINUTES CHRIS SIMON 74														

DARRYL SUTTER RETURNS TO HIS ALBERTA ROOTS

COACH	Regular Season							Playoffs					
	GP	W	L	T	OTL	PTS	GF	GA	GP	W	L	GF	GA
Greg Gilbert/Al MacNeil/Darryl Sutter	82	29	36	13	4	75	186	228	-	-	-	-	-

5th Northwest Division, 22nd overall.

PLAYER	Regular Season						Playoffs					
	GP	G	A	PTS	PIM		GP	G	A	PTS	PIM	
Jarome Iginla	75	35	32	67	49		-	-	-	-	-	
Craig Conroy	79	22	37	59	36		-	-	-	-	-	
Chris Drury	80	23	30	53	33		-	-	-	-	-	
Martin Gelinias	81	21	31	52	51		-	-	-	-	-	
Toni Lydman	81	6	20	26	28		-	-	-	-	-	
Stephane Yelle	82	10	15	25	50		-	-	-	-	-	
Oleg Saprykin	52	8	15	23	46		-	-	-	-	-	
Chris Clark	81	10	12	22	126		-	-	-	-	-	
Dave Lowry	34	5	14	19	22		-	-	-	-	-	
Dean McAmmond	-	-	-	-	-		-	-	-	-	-	
COL	41	10	8	18	10		-	-	-	-	-	
TOTALS	41	10	8	18	10		-	-	-	-	-	
Bob Boughner	69	3	14	17	126		-	-	-	-	-	
Jordan Leopold	58	4	10	14	12		-	-	-	-	-	
Shean Donovan	PIT	52	4	5	9	30	-	-	-	-	-	
CGY	13	1	2	3	7		-	-	-	-	-	
TOTALS	65	5	7	12	37		-	-	-	-	-	
Denis Gauthier	72	1	11	12	99		-	-	-	-	-	
Robyn Regehr	76	0	12	12	87		-	-	-	-	-	
Scott Nichol	68	5	5	10	149		-	-	-	-	-	
Blake Sloan	67	2	8	10	28		-	-	-	-	-	
Petr Buzek	44	3	5	8	14		-	-	-	-	-	
Andrew Ference	PIT	22	1	3	4	36	-	-	-	-	-	
CGY	16	0	4	4	6		-	-	-	-	-	
TOTALS	38	1	7	8	42		-	-	-	-	-	
Chuck Kobasew	23	4	2	6	8		-	-	-	-	-	
Craig Berube	55	2	4	6	100		-	-	-	-	-	
Steve Begin	50	3	1	4	51		-	-	-	-	-	
Blair Betts	9	1	3	4	0		-	-	-	-	-	
Steve Montador	50	1	1	2	114		-	-	-	-	-	
Mike Commodore	6	0	1	1	19		-	-	-	-	-	
Ladislav Kohn	3	0	1	1	2		-	-	-	-	-	
Mike Mottau	4	0	0	0	0		-	-	-	-	-	
Rick Mrozik	2	0	0	0	0		-	-	-	-	-	
Robert Dome	1	0	0	0	0		-	-	-	-	-	
Bench	82	0	0	0	22		-	-	-	-	-	
Traded Players	145	16	21	37	78		-	-	-	-	-	
TOTALS	82	186	315	501	1391		-	-	-	-	-	

MOST POINTS
JAROME IGINLA 67

MOST GOALS
JAROME IGINLA 35

MOST ASSISTS
CRAIG CONROY 37

MOST PENALTY MINUTES
SCOTT NICHOL
149

MOST WINS
GOALIE
ROMAN TUREK 27

TROPHIES - AWARDS

SCURFIELD HUMANITARIAN AWARD
ROBYN REGEHR

MOLSON CUP
JAROME IGINLA

GOALTENDER	GP	MP	GA	GAA	W-L-OTL	SO	EN	GP	MP	GA	GAA	W-L	SO	EN
Roman Turek	65	3822	164	2.57	27-29-9	4	4	-	-	-	-	-	-	-
Jamie McLennan	22	1165	58	2.99	2-11-4	0	2	-	-	-	-	-	-	-
TOTALS	82	5012	228	2.73	29-40-13	4	6	-	-	-	-	-	-	-

JAROME IGINLA CAPTURES ART ROSS AND ROCKET RICHARD TROPHIES

COACH	GP	Regular Season							Playoffs				
		W	L	T	OTL	PTS	GF	GA	GP	W	L	GF	GA
Greg Gilbert	82	32	35	12	3	79	201	220	-	-	-	-	-

4th Northwest Division, 22nd overall.

MOST POINTS JAROME IGINLA 96

MOST GOALS JAROME IGINLA 52

MOST ASSISTS CRAIG CONROY 48

MOST PENALTY MINUTES BOB BOUGHNER 170

MOST WINS GOALIE ROMAN TUREK 30

TROPHIES – AWARDS

SCURFIELD HUMANITARIAN AWARD JAROME IGINLA

MOLSON CUP JAROME IGINLA

NHL 1ST ALL-STAR JAROME IGINLA

ART ROSS TROPHY JAROME IGINLA

MAURICE "ROCKET" RICHARD TROPHY JAROME IGINLA

LESTER B. PEARSON AWARD JAROME IGINLA

PLAYER	Regular Season						Playoffs							
	GP	G	A	PTS	PIM		GP	G	A	PTS	PIM			
Jarome Iginla	82	52	44	96	77		-	-	-	-	-			
Craig Conroy	81	27	48	75	32		-	-	-	-	-			
Dean McAmmond	73	21	30	51	60		-	-	-	-	-			
Derek Morris	61	4	30	34	88		-	-	-	-	-			
Marc Savard	56	14	19	33	48		-	-	-	-	-			
Toni Lydman	79	6	22	28	52		-	-	-	-	-			
Igor Kravchuk	78	4	22	26	19		-	-	-	-	-			
Rob Niedermayer	57	6	14	20	49		-	-	-	-	-			
Clarke Wilm	66	4	14	18	61		-	-	-	-	-			
Chris Clark	64	10	7	17	79		-	-	-	-	-			
Scott Nichol	60	8	9	17	107		-	-	-	-	-			
Jamie Wright	44	4	12	16	20		-	-	-	-	-			
Dave Lowry	62	7	6	13	51		-	-	-	-	-			
Denis Gauthier	66	5	8	13	91		-	-	-	-	-			
Steve Begin	51	7	5	12	79		-	-	-	-	-			
Ronald Petrovicky	77	5	7	12	85		-	-	-	-	-			
Blake Sloan	CLB	60	2	7	9	46	-	-	-	-	-			
	CGY	7	0	2	2	4	-	-	-	-	-			
TOTALS	67	2	9	11	50		-	-	-	-	-			
Robyn Regehr	77	2	6	8	93		-	-	-	-	-			
Jeff Shantz	40	3	3	6	23		-	-	-	-	-			
Bob Boughner	79	2	4	6	170		-	-	-	-	-			
Roman Turek	69	0	5	5	4		-	-	-	-	-			
Craig Berube	66	3	1	4	164		-	-	-	-	-			
Petr Buzek	ATL	9	0	0	0	13	-	-	-	-	-			
	CGY	32	1	3	4	14	-	-	-	-	-			
TOTALS	41	1	3	4	27		-	-	-	-	-			
Steve Montador	11	1	2	3	26		-	-	-	-	-			
Mike Vernon	18	0	3	3	0		-	-	-	-	-			
Jason Botterill	4	1	0	1	2		-	-	-	-	-			
Blair Betts	6	1	0	1	2		-	-	-	-	-			
Kay Whitmore	1	0	0	0	0		-	-	-	-	-			
Dallas Eakins	3	0	0	0	4		-	-	-	-	-			
Alan Letang	2	0	0	0	0		-	-	-	-	-			
Ryan Christie	2	0	0	0	0		-	-	-	-	-			
Oleg Saprykin	3	0	0	0	0		-	-	-	-	-			
Micki DuPont	2	0	0	0	2		-	-	-	-	-			
Bench	82	0	0	0	12		-	-	-	-	-			
Traded Players	84	3	5	8	68		-	-	-	-	-			
TOTALS	82	201	331	532	1586		-	-	-	-	-			
GOALTENDER	GP	MP	GA	GAA	W-L-T	SO	EN	GP	MP	GA	GAA	W-L	SO	EN
Roman Turek	69	4081	172	2.53	30-28-11	5	6	-	-	-	-	-	-	-
Mike Vernon	18	825	38	2.73	2-9-1	1	1	-	-	-	-	-	-	-
Kay Whitmore	1	58	3	3.10	0-1-0	0	0	-	-	-	-	-	-	-
TOTALS	82	4990	220	2.65	32-38-12	7	7	-	-	-	-	-	-	-

JAROME IGINLA LEADS FLAMES WITH 71 POINTS

COACH	GP	Regular Season							Playoffs				
		W	L	T	OTL	PTS	GF	GA	GP	W	L	GF	GA
Don Hay/Greg Gilbert	82	27	36	15	4	73	197	236	-	-	-	-	-
4th Northwest Division, 20th overall.													

4th Northwest Division, 20th overall.

PLAYER	Regular Season						Playoffs				
	GP	G	A	PTS	PIM		GP	G	A	PTS	PIM
Jarome Iginla	77	31	40	71	62		-	-	-	-	-
Marc Savard	77	23	42	65	46		-	-	-	-	-
Valeri Bure	78	27	28	55	26		-	-	-	-	-
Dave Lowry	79	18	17	35	47		-	-	-	-	-
Phil Housley	69	4	30	34	24		-	-	-	-	-
Craig Conroy	STL	69	11	14	25	46	-	-	-	-	-
	CGY	14	3	4	7	14	-	-	-	-	-
TOTALS	83	14	18	32	60		-	-	-	-	-
Derek Morris	51	5	23	28	56		-	-	-	-	-
Oleg Saprykin	59	9	14	23	43		-	-	-	-	-
Jeff Shantz	73	5	15	20	58		-	-	-	-	-
Tommy Albelin	77	1	19	20	22		-	-	-	-	-
Toni Lydman	62	3	16	19	30		-	-	-	-	-
Jason Wiemer	65	10	5	15	177		-	-	-	-	-
Clarke Wilm	81	7	8	15	69		-	-	-	-	-
Igor Kravchuk	OTT	15	1	5	6	14	-	-	-	-	-
	CGY	37	0	8	8	4	-	-	-	-	-
TOTALS	52	1	13	14	18		-	-	-	-	-
Jeff Cowan	51	9	4	13	74		-	-	-	-	-
Daniel Tkaczuk	19	4	7	11	14		-	-	-	-	-
Ronald Petrovicky	30	4	5	9	54		-	-	-	-	-
Denis Gauthier	62	2	6	8	78		-	-	-	-	-
Chris Clark	29	5	1	6	38		-	-	-	-	-
Brad Werenka	33	1	4	5	16		-	-	-	-	-
Robyn Regehr	71	1	3	4	70		-	-	-	-	-
Dwayne Hay	49	1	3	4	16		-	-	-	-	-
Ron Sutter	21	1	3	4	12		-	-	-	-	-
Benoit Gratton	14	1	3	4	14		-	-	-	-	-
Steve Smith	13	0	2	2	17		-	-	-	-	-
Dallas Eakins	17	0	1	1	11		-	-	-	-	-
Mike Vernon	41	0	1	1	16		-	-	-	-	-
Fred Brathwaite	49	0	1	1	2		-	-	-	-	-
Martin Brochu	0	0	0	0	0		-	-	-	-	-
Niklas Andersson	11	0	1	1	4		-	-	-	-	-
Marty Murray	7	0	0	0	0		-	-	-	-	-
Rico Fata	5	0	0	0	6		-	-	-	-	-
Steve Begin	4	0	0	0	21		-	-	-	-	-
Traded Players	141	22	33	55	221		-	-	-	-	-
TOTALS	82	197	347	544	1376		-	-	-	-	-

MOST POINTS
JAROME IGINLA 71

MOST GOALS
JAROME IGINLA 31

MOST ASSISTS
MARC SAVARD
42

MOST PENALTY MINUTES
JASON WIEMER 177

MOST WINS GOALIE
FRED BRATHWAITE
15

TROPHIES - AWARDS
SCURFIELD HUMANITARIAN AWARD
JAROME IGINLA

MOLSON CUP
JAROME IGINLA

GOALTENDER	GP	MP	GA	GAA	W-L-T	SO EN	GP	MP	GA	GAA	W-L-T	SO EN
Fred Brathwaite	49	2742	106	2.32	15-17-10	5	6	-	-	-	-	-
Mike Vernon	41	2246	121	3.23	12-23-5	3	3	-	-	-	-	-
TOTALS	82	5009	236	2.83	27-40-15	8	9	-	-	-	-	-

VALERI BURE LEADS FLAMES WITH 75 POINTS

COACH	GP	Regular Season							Playoffs				
		W	L	T	RT	PTS	GF	GA	GP	W	L	GF	GA
Brian Sutter	82	31	41	10	5	77	211	256	-	-	-	-	-

4th Northwest Division, 22nd overall.

		Regular Season					Playoffs						
	PLAYER	GP	G	A	PTS	PIM	GP	G	A	PTS	PIM		
MOST POINTS VALERI BURE 75	Valeri Bure	82	35	40	75	50	-	-	-	-	-		
	Jarome Iginla	77	29	34	63	26	-	-	-	-	-		
	Phil Housley	78	11	44	55	24	-	-	-	-	-		
	Marc Savard	78	22	31	53	56	-	-	-	-	-		
MOST GOALS VALERI BURE 35	Derek Morris	78	9	29	38	80	-	-	-	-	-		
	Sergei Krivokrasov	63	9	17	26	40	-	-	-	-	-		
	CGY	12	1	10	11	4	-	-	-	-	-		
	TOTALS	75	10	27	37	44	-	-	-	-	-		
MOST ASSISTS PHIL HOUSLEY 44	Andrei Nazarov	76	10	22	32	78	-	-	-	-	-		
	Jeff Shantz	74	13	18	31	30	-	-	-	-	-		
	Darryl Shannon	ATL	49	5	13	18	65	-	-	-	-	-	
	CGY	27	1	8	9	22	-	-	-	-	-		
MOST PENALTY MINUTES WADE BELAK 122	TOTALS	76	6	21	27	87	-	-	-	-	-		
	Jason Wiemer	64	11	11	22	120	-	-	-	-	-		
	Clarke Wilm	78	10	12	22	67	-	-	-	-	-		
	Cory Stillman	37	12	9	21	12	-	-	-	-	-		
MOST WINS GOALIE FRED BRATHWAITE 25	Bill Lindsay	80	8	12	20	86	-	-	-	-	-		
	Martin St. Louis	56	3	15	18	22	-	-	-	-	-		
	Andreas Johansson	12	2	3	5	8	-	-	-	-	-		
	CGY	28	3	7	10	14	-	-	-	-	-		
TROPHIES - AWARDS SCURFIELD HUMANITARIAN AWARD ROBYN REGEHR	TOTALS	40	5	10	15	22	-	-	-	-	-		
	Brad Werenka	PIT	61	3	8	11	69	-	-	-	-	-	
	CGY	12	1	1	2	21	-	-	-	-	-		
	TOTALS	73	4	9	13	90	-	-	-	-	-		
MOLSON CUP FRED BRATHWAITE	Robyn Regehr	57	5	7	12	46	-	-	-	-	-		
	Tommy Albelin	41	4	6	10	12	-	-	-	-	-		
	Bobby Dollas	OTT	1	0	0	0	0	-	-	-	-	-	
	CGY	49	3	7	10	28	-	-	-	-	-		
	TOTALS	50	3	7	10	28	-	-	-	-	-		
	Marc Bureau	PHI	54	2	2	4	10	-	-	-	-	-	
	CGY	9	1	3	4	2	-	-	-	-	-		
	TOTALS	63	3	5	8	12	-	-	-	-	-		
	Jeff Cowan	13	4	1	5	16	-	-	-	-	-		
	Jason Botterill	ATL	25	1	4	5	17	-	-	-	-	-	
	CGY	2	0	0	0	0	-	-	-	-	-		
	TOTALS	27	1	4	5	17	-	-	-	-	-		
	Steve Smith	20	0	4	4	42	-	-	-	-	-		
	Sergei Varlamov	7	3	0	3	0	-	-	-	-	-		
	Steve Begin	13	1	1	2	18	-	-	-	-	-		
	Denis Gauthier	39	1	1	2	50	-	-	-	-	-		
	Benoit Gratton	10	0	2	2	10	-	-	-	-	-		
	Wade Belak	40	0	2	2	122	-	-	-	-	-		
	Stewart Malgunas	4	0	1	1	2	-	-	-	-	-		
	Oleg Saprykin	4	0	1	1	2	-	-	-	-	-		
	Chris Clark	22	0	1	1	14	-	-	-	-	-		
	Steve Dubinsky	23	0	1	1	4	-	-	-	-	-		
	Lee Sorochn	1	0	0	0	0	-	-	-	-	-		
	Dave Roche	2	0	0	0	5	-	-	-	-	-		
	Rico Fata	2	0	0	0	0	-	-	-	-	-		
	Darrel Scoville	6	0	0	0	2	-	-	-	-	-		
	J-S Giguere	7	0	0	0	2	-	-	-	-	-		
	Eric Charron	21	0	0	0	37	-	-	-	-	-		
	Grant Fuhr	23	0	0	0	2	-	-	-	-	-		
	Fred Brathwaite	61	0	0	0	4	-	-	-	-	-		
	Bench	153	10	29	39	135	-	-	-	-	-		
	TOTALS	82	211	370	581	1267	-	-	-	-	-		
	GOALTENDER	GP	MP	GA	GAA	W-L-T	SO EN	GP	MP	GA	GAA	W-L	SO EN
	J-S Giguere	7	330	15	2.73	1-3-1	0 1	-	-	-	-	-	-
	Fred Brathwaite	61	3448	158	2.75	25-25-7	5 3	-	-	-	-	-	-
	Grant Fuhr	23	1205	77	3.83	5-13-2	0 2	-	-	-	-	-	-
	TOTALS	82	5007	256	3.07	31-41-10	5 6	-	-	-	-	-	-

CORY STILLMAN LEADS FLAMES WITH 57 POINTS

COACH	Regular Season							Playoffs				
	GP	W	L	T	PTS	GF	GA	GP	W	L	GF	GA
Brian Sutter	82	30	40	12	72	211	234	-	-	-	-	-

3rd Northwest Division, 20th overall.

PLAYER	Regular Season					Playoffs				
	GP	G	A	PTS	PIM	GP	G	A	PTS	PIM
Cory Stillman	76	27	30	57	38	-	-	-	-	-
Phil Housley	79	11	43	54	52	-	-	-	-	-
Valeri Bure	80	26	27	53	22	-	-	-	-	-
Jarome Iginla	82	28	23	51	58	-	-	-	-	-
Andrew Cassels	70	12	25	37	18	-	-	-	-	-
Derek Morris	71	7	27	34	73	-	-	-	-	-
Rene Corbet	COL 53	8	14	22	58	-	-	-	-	-
	CGY 20	5	4	9	10	-	-	-	-	-
TOTALS	73	13	18	31	68	-	-	-	-	-
Jeff Shantz	CHI 7	1	0	1	4	-	-	-	-	-
	CGY 69	12	17	29	40	-	-	-	-	-
TOTALS	76	13	17	30	44	-	-	-	-	-
Jason Wiemer	78	8	13	21	177	-	-	-	-	-
Clarke Wilm	78	10	8	18	53	-	-	-	-	-
Andrei Nazarov	T.B. 26	2	0	2	43	-	-	-	-	-
	CGY 36	5	9	14	30	-	-	-	-	-
TOTALS	62	7	9	16	73	-	-	-	-	-
Steve Smith	69	1	14	15	80	-	-	-	-	-
Steve Dubinsky	CHI 1	0	0	0	0	-	-	-	-	-
	CGY 61	4	10	14	0	-	-	-	-	-
TOTALS	62	4	10	14	14	-	-	-	-	-
Cale Hulse	73	3	9	12	117	-	-	-	-	-
Hnat Domenichelli	23	5	5	10	11	-	-	-	-	-
Todd Simpson	73	2	8	10	151	-	-	-	-	-
Ed Ward	68	3	5	8	67	-	-	-	-	-
Denis Gauthier	55	3	4	7	68	-	-	-	-	-
Dave Roche	36	3	3	6	44	-	-	-	-	-
Tommy Albelin	60	1	5	6	8	-	-	-	-	-
Bob Bassen	41	1	2	3	35	-	-	-	-	-
Tom Chorske	NYI 2	0	1	1	2	-	-	-	-	-
	WSH 17	0	2	2	4	-	-	-	-	-
	CGY 7	0	0	0	2	-	-	-	-	-
TOTALS	26	0	3	3	8	-	-	-	-	-
Martin St. Louis	13	1	1	2	10	-	-	-	-	-
Fred Brathwaite	28	0	2	2	2	-	-	-	-	-
Eric Landry	3	0	1	1	0	-	-	-	-	-
Tyler Moss	11	0	1	1	0	-	-	-	-	-
Eric Charron	12	0	1	1	14	-	-	-	-	-
J-S Giguere	15	0	1	1	4	-	-	-	-	-
Rico Fata	20	0	1	1	4	-	-	-	-	-
Ken Wregget	27	0	1	1	8	-	-	-	-	-
Wade Belak	COL 22	0	0	0	71	-	-	-	-	-
	CGY 9	0	1	1	23	-	-	-	-	-
TOTALS	31	0	1	1	94	-	-	-	-	-
Lee Sorochan	2	0	0	0	0	-	-	-	-	-
Rocky Thompson	3	0	0	0	25	-	-	-	-	-
Tyrone Garner	3	0	0	0	0	-	-	-	-	-
Andrei Trefilov	CHI 1	0	0	0	0	-	-	-	-	-
	CGY 4	0	0	0	0	-	-	-	-	-
TOTALS	5	0	0	0	0	-	-	-	-	-
Bench	109	33	47	80	123	-	-	-	-	-
TOTALS	82	211	348	559	1367	-	-	-	-	-

MOST POINTS
CORY STILLMAN 57

MOST GOALS
JAROME IGINLA 28

MOST ASSISTS
PHIL HOUSLEY
43

MOST PENALTY MINUTES
JASON WIEMER
177

MOST WINS GOALIE
FRED BRATHWAITE
11

TROPHIES - AWARDS

SCURFIELD HUMANITARIAN AWARD
ED WARD

MOLSON CUP
FRED BRATHWAITE

GOALTENDER	GP	MP	GA	GAA	W-L-T	SO	EN	GP	MP	GA	GAA	W-L-T	SO	EN
Fred Brathwaite	28	1663	68	2.45	11-9-7	1	3	-	-	-	-	-	-	-
Tyler Moss	11	550	23	2.51	3-7-0	0	0	-	-	-	-	-	-	-
Ken Wregget	27	1590	67	2.53	10-12-4	1	2	-	-	-	-	-	-	-
J-S Giguere	15	860	46	3.21	6-7-1	0	2	-	-	-	-	-	-	-
Andrei Trefilov	CHI 1	25	4	9.60	0-1-0	0	0	-	-	-	-	-	-	-
	CGY 4	162	11	4.07	0-3-0	0	0	-	-	-	-	-	-	-
TOTALS	5	187	15	4.81	0-4-0	0	0	-	-	-	-	-	-	-
Tyrone Garner	3	139	12	5.18	0-2-0	0	0	-	-	-	-	-	-	-
TOTALS	82	4990	234	2.81	30-40-12	2	7	-	-	-	-	-	-	-

BRIAN SUTTER RETURNS HOME TO ALBERTA TO COACH THE FLAMES

Coach	Regular Season							Playoffs				
	GP	W	L	T	PTS	GF	GA	GP	W	L	GF	GA
Brian Sutter	82	26	41	15	67	217	252	-	-	-	-	-

5th Pacific Division, 22nd overall.

	PLAYER	Regular Season					Playoffs					
		GP	G	A	PTS	PIM	GP	G	A	PTS	PIM	
MOST POINTS THEOREN FLEURY 78	Theoren Fleury	82	27	51	78	197	-	-	-	-	-	
	Cory Stillman	72	27	22	49	40	-	-	-	-	-	
MOST GOALS THEOREN FLEURY CORY STILLMAN 27	Marty McInnis	75	19	25	44	34	-	-	-	-	-	
	Andrew Cassels	81	17	27	44	32	-	-	-	-	-	
	German Titov	68	18	22	40	38	-	-	-	-	-	
	Valeri Bure	MTL	50	7	22	29	33	-	-	-	-	-
	CGY	16	5	4	9	2	-	-	-	-	-	
MOST ASSISTS THEOREN FLEURY 51	TOTALS	66	12	26	38	35	-	-	-	-	-	
	Michael Nylander	65	13	23	36	24	-	-	-	-	-	
	Jarome Iginla	70	13	19	32	29	-	-	-	-	-	
	Derek Morris	82	9	20	29	88	-	-	-	-	-	
MOST PENALTY MINUTES THEOREN FLEURY 197	Cale Hulse	79	5	22	27	169	-	-	-	-	-	
	Jason Wiemer	T.B.	67	8	9	17	132	-	-	-	-	-
	CGY	12	4	1	5	28	-	-	-	-	-	
	TOTALS	79	12	10	22	160	-	-	-	-	-	
MOST WINS GOALIE RICK TABARACCI 13	Tommy Albelin	69	2	17	19	32	-	-	-	-	-	
	James Patrick	60	6	11	17	26	-	-	-	-	-	
	Hnat Domenichelli	31	9	7	16	6	-	-	-	-	-	
	Jim Dowd	48	6	8	14	12	-	-	-	-	-	
	Joel Bouchard	44	5	7	12	57	-	-	-	-	-	
TROPHIES - AWARDS	Jamie Allison	43	3	8	11	104	-	-	-	-	-	
	Ed Ward	64	4	5	9	122	-	-	-	-	-	
NHL ROOKIE ALL-STAR DEREK MORRIS	Chris Dingman	70	3	3	6	149	-	-	-	-	-	
	Todd Simpson	53	1	5	6	109	-	-	-	-	-	
	Aaron Gavey	26	2	3	5	24	-	-	-	-	-	
	Dwayne Roloson	39	0	4	4	10	-	-	-	-	-	
	Erik Andersson	12	2	1	3	8	-	-	-	-	-	
HUMANITARIAN AWARD ED WARD	Chris O'Sullivan	12	0	2	2	10	-	-	-	-	-	
	Eric Landry	12	1	0	1	4	-	-	-	-	-	
	Ladislav Kohn	4	0	1	1	0	-	-	-	-	-	
	Todd Hlushko	13	0	1	1	27	-	-	-	-	-	
	Kevin Dahl	19	0	1	1	6	-	-	-	-	-	
	Rick Tabaracci	42	0	1	1	14	-	-	-	-	-	
	Sergei Varlamov	1	0	0	0	0	-	-	-	-	-	
	Eric Charron	2	0	0	0	4	-	-	-	-	-	
	Marty Murray	2	0	0	0	2	-	-	-	-	-	
	Travis Brigley	2	0	0	0	2	-	-	-	-	-	
	Steve Begin	5	0	0	0	23	-	-	-	-	-	
	Tyler Moss	6	0	0	0	0	-	-	-	-	-	
	Denis Gauthier	10	0	0	0	16	-	-	-	-	-	
	Rocky Thompson	12	0	0	0	61	-	-	-	-	-	
	Mike Peluso	23	0	0	0	113	-	-	-	-	-	
	Traded Players	137	16	20	36	227	-	-	-	-	-	
	Bench	-	-	-	-	10	-	-	-	-	-	
TOTALS		82	217	341	558	1859	-	-	-	-	-	

GOALTENDER	GP	MP	GA	GAA	W-L-T	SO	EN	GP	MP	GA	GAA	W-L	SO	EN
Rick Tabaracci	42	2419	116	2.88	13-22-6	0	2	-	-	-	-	-	-	-
Dwayne Roloson	39	2205	110	2.99	11-16-8	0	4	-	-	-	-	-	-	-
Tyler Moss	6	367	20	3.27	2-3-1	0	0	-	-	-	-	-	-	-
TOTALS	82	5016	252	3.01	26-41-15	0	6	-	-	-	-	-	-	-

IGINLA LEADS ALL NHL ROOKIES WITH 50 POINTS

Coach	Regular Season							Playoffs				
	GP	W	L	T	PTS	GF	GA	GP	W	L	GF	GA
Pierre Page	82	32	41	9	73	214	239	-	-	-	-	-

PLAYER	Regular Season						Playoffs					
	GP	G	A	PTS	PIM		GP	G	A	PTS	PIM	
Theoren Fleury	81	29	38	67	104		-	-	-	-	-	
Dave Gagner	82	27	33	60	48		-	-	-	-	-	
German Titov	79	22	30	52	36		-	-	-	-	-	
Jarome Iginla	82	21	29	50	37		-	-	-	-	-	
Marty McInnis	NYI	70	20	22	42	20	-	-	-	-	-	
	CGY	10	3	4	7	2	-	-	-	-	-	
TOTALS	80	23	26	49	22		-	-	-	-	-	
Jonas Hoglund	68	19	16	35	12		-	-	-	-	-	
Corey Millen	61	11	15	26	32		-	-	-	-	-	
Cory Stillman	58	6	20	26	14		-	-	-	-	-	
Aaron Gavey	TB	16	1	2	3	12	-	-	-	-	-	
	CGY	41	7	9	16	34	-	-	-	-	-	
TOTALS	57	8	11	19	46		-	-	-	-	-	
Todd Hlushko	58	7	11	18	49		-	-	-	-	-	
Ron Stern	79	7	10	17	157		-	-	-	-	-	
Yves Racine	46	1	15	16	24		-	-	-	-	-	
Tommy Albelin	72	4	11	15	14		-	-	-	-	-	
Todd Simpson	82	1	13	14	208		-	-	-	-	-	
Ed Ward	40	5	8	13	49		-	-	-	-	-	
Mike Sullivan	67	5	6	11	10		-	-	-	-	-	
Glen Featherstone	HFD	41	2	5	7	87	-	-	-	-	-	
	CGY	13	1	3	4	19	-	-	-	-	-	
TOTALS	54	3	8	11	106		-	-	-	-	-	
Chris O'Sullivan	27	2	8	10	2		-	-	-	-	-	
Joel Bouchard	76	4	5	9	49		-	-	-	-	-	
Sandy McCarthy	33	3	5	8	113		-	-	-	-	-	
Cale Hulse	63	1	6	7	91		-	-	-	-	-	
Hnat Domenichelli	HFD	13	2	1	3	7	-	-	-	-	-	
	CGY	10	1	2	3	2	-	-	-	-	-	
TOTALS	23	3	3	6	9		-	-	-	-	-	
James Patrick	19	3	1	4	6		-	-	-	-	-	
Dale McTavish	9	1	2	3	2		-	-	-	-	-	
Trevor Kidd	55	0	2	2	16		-	-	-	-	-	
Sami Helenius	3	0	1	1	0		-	-	-	-	-	
Sasha Lakovic	19	0	1	1	54		-	-	-	-	-	
Paxton Schulte	1	0	0	0	2		-	-	-	-	-	
Zarley Zalapski	2	0	0	0	0		-	-	-	-	-	
Marty Murray	2	0	0	0	4		-	-	-	-	-	
Marko Jantunen	3	0	0	0	0		-	-	-	-	-	
Rick Tabaracci	7	0	0	0	0		-	-	-	-	-	
Jamie Allison	20	0	0	0	35		-	-	-	-	-	
Dwayne Roloson	31	0	0	0	2		-	-	-	-	-	
Traded Players	170	23	42	65	201		-	-	-	-	-	
Bench	-	-	-	-	16		-	-	-	-	-	
TOTALS	82	241	383	624	1524		-	-	-	-	-	

MOST POINTS
THEOREN FLEURY
67

MOST GOALS
THEOREN FLEURY
29

MOST ASSISTS
THEOREN FLEURY
38

**MOST PENALTY
MINUTES**
TODD SIMPSON
208

MOST WINS
GOALIE
TREVOR KIDD
21

**TROPHIES -
AWARDS**

**NHL ROOKIE
ALL-STAR**
JAROME IGINLA

**SCURFIELD
HUMANITARIAN
AWARD**
MIKE SULLIVAN

MOLSON CUP
TREVOR KIDD

GOALTENDER	GP	MP	GA	GAA	W-L-T	SO	EN	GP	MP	GA	GAA	W-L	SO	EN
Rick Tabaracci	7	361	14	2.33	2-4-0	1	0	-	-	-	-	-	-	-
Trevor Kidd	55	2979	141	2.84	21-23-6	4	4	-	-	-	-	-	-	-
Dwayne Roloson	31	1618	78	2.89	9-14-3	1	4	-	-	-	-	-	-	-
TOTALS	82	1618	78	2.89	32-41-9	6	8	-	-	-	-	-	-	-

PAGE RETURNS TO CALGARY; ROBERTS WINS MASTERTON

Coach	Regular Season							Playoffs				
	GP	W	L	T	PTS	GF	GA	GP	W	L	GF	GA
Pierre Page	82	34	37	11	79	241	240	4	0	4	7	16

Ties 2nd Pacific Division, tied 15th overall. Playoffs; Western Conference Quarter-Finals - lost to Chicago 4-0.

	Regular Season					Playoffs				
	GP	G	A	PTS	PIM	GP	G	A	PTS	PIM
MOST POINTS THEOREN FLEURY 96	80	46	50	96	112	4	2	1	3	14
	82	28	39	67	24	4	0	2	2	0
	73	17	38	55	20	4	0	0	0	0
	59	16	36	52	22	-	-	-	-	-
MOST GOALS THEOREN FLEURY 46	35	22	20	42	78	-	-	-	-	-
	74	16	19	35	41	2	1	1	2	0
	80	3	32	35	30	4	0	0	0	2
	76	8	25	33	62	4	2	1	3	0
MOST ASSISTS THEOREN FLEURY 50	80	12	17	29	115	4	0	1	1	10
	81	9	12	21	24	4	0	0	0	0
	13	3	4	7	8	-	-	-	-	-
	31	4	10	14	10	-	-	-	-	-
	44	7	14	21	18	-	-	-	-	-
MOST PENALTY MINUTES SANDY McCARTHY 173	75	9	7	16	173	4	0	0	0	10
	41	6	10	16	14	1	0	0	0	0
	52	10	5	15	111	4	0	2	2	8
	75	3	12	15	145	3	0	0	0	4
	67	7	7	14	38	3	0	1	1	0
	66	6	6	12	59	-	-	-	-	-
	6	1	1	2	6	2	0	0	0	0
	72	7	7	14	65	2	0	0	0	0
	53	1	12	13	14	-	-	-	-	-
	20	0	1	1	4	4	0	0	0	0
	73	1	13	14	18	4	0	0	0	0
	29	1	2	3	31	-	-	-	-	-
	18	0	1	1	4	-	-	-	-	-
	20	4	4	8	10	4	0	0	0	0
	67	5	7	12	45	4	0	0	0	0
	70	3	9	12	162	4	0	1	1	4
	41	3	7	10	36	3	1	0	1	2
	3	0	0	0	0	-	-	-	-	-
	32	4	5	9	20	2	0	0	0	0
	35	4	5	9	20	2	0	0	0	0
	41	3	5	8	44	-	-	-	-	-
	15	3	3	6	0	-	-	-	-	-
	14	0	0	0	4	-	-	-	-	-
	11	2	1	3	4	-	-	-	-	-
	25	2	1	3	8	-	-	-	-	-
	69	0	3	3	88	4	0	0	0	2
	32	1	1	2	26	1	0	0	0	0
	43	0	2	2	8	3	0	0	0	4
	47	0	2	2	4	2	0	0	0	0
	5	1	0	1	2	-	-	-	-	-
	8	0	0	0	4	-	-	-	-	-
	10	1	0	1	2	-	-	-	-	-
	18	1	0	1	6	-	-	-	-	-
	1	0	0	0	0	-	-	-	-	-
	2	0	0	0	0	-	-	-	-	-
	4	0	0	0	6	-	-	-	-	-
	4	0	0	0	4	-	-	-	-	-
	5	0	0	0	2	-	-	-	-	-
	6	0	0	0	32	-	-	-	-	-
	7	0	0	0	0	-	-	-	-	-
	8	0	0	0	15	-	-	-	-	-
	3	0	0	0	5	1	0	0	0	0
	11	0	0	0	20	1	0	0	0	0
	13	0	0	0	14	-	-	-	-	-
	-	-	-	-	-	2	1	1	2	0
	-	-	-	-	24	-	-	-	-	-
TOTALS	82	241	383	624	1524	4	7	11	18	60

GOALTENDER	GP	MP	GA	GAA	W-L-T	SO	EN	GP	MP	GA	GAA	W-L	SO	EN
Trevor Kidd	47	2570	119	2.78	15-21-8	3	2	2	83	9	6.51	0-1	0	0
Rick Tabaracci	43	2391	117	2.94	19-16-3	3	2	3	204	7	2.06	0-3	0	0
TOTALS	82	4964	240	2.89	34-37-11	6	4	4	290	16	3.31	0-4	0	0

SECOND CONSECUTIVE PACIFIC DIVISION TITLE

Coach	Regular Season						Playoffs					
	GP	W	L	T	PTS	GF	GA	GP	W	L	GF	GA
Dave King	48	24	17	7	55	163	135	7	3	4	35	26

1st Pacific Division, 7th Overall. Playoffs: Western Conference Quarter-Finals - lost to San Jose 4-3.

	Regular Season						Playoffs					
PLAYER	GP	G	A	PTS	PIM		GP	G	A	PTS	PIM	
Theoren Fleury	47	29	29	58	112		7	7	7	14	2	
Joe Nieuwendyk	46	21	29	50	33		5	4	3	7	0	
Phil Housley	43	8	35	43	18		7	0	9	9	0	
Robert Reichel	48	18	17	35	28		7	2	4	6	4	
Zarley Zalapski	48	4	24	28	46		7	0	4	4	4	
Steve Chiasson	45	2	23	25	39		7	1	2	3	9	
German Titov	40	12	12	24	16		7	5	3	8	10	
Joel Otto	47	8	13	21	130		7	0	3	3	2	
Wes Walz	39	6	12	18	11		1	0	0	0	0	
Paul Kruse	45	11	5	16	141		7	4	2	6	10	
Sheldon Kennedy	30	7	8	15	45		7	3	1	4	16	
Ron Stern	39	9	4	13	163		7	3	1	4	8	
Kevin Dahl	34	4	8	12	38		3	0	0	0	0	
Kelly Kisio	12	7	4	11	6		7	3	2	5	19	
Mike Sullivan	38	4	7	11	14		7	3	5	8	2	
Nikolia BorschevskyTOR	19	0	5	5	0		-	-	-	-	-	
CGY	8	0	5	5	0		-	-	-	-	-	
TOTALS	27	0	10	10	0		-	-	-	-	-	
James Patrick	43	0	10	10	14		5	0	1	1	0	
Sandy McCarthy	37	5	3	8	101		6	0	1	1	17	
Len Esau	EDM	14	0	6	6	15		-	-	-	-	
CGY	1	0	0	0	0		-	-	-	-	-	
TOTALS	15	0	6	6	15		-	-	-	-	-	
Dan Keczmer	28	2	3	5	10		7	0	1	1	2	
Alan May	DAL	27	1	1	2	106		-	-	-	-	
CGY	7	1	2	3	13		-	-	-	-	-	
TOTALS	34	2	3	5	119		-	-	-	-	-	
Frank Musil	35	0	5	5	61		5	0	1	1	0	
Gary Roberts	8	2	2	4	43		-	-	-	-	-	
Vesa Viitakoski	10	1	2	3	6		-	-	-	-	-	
Ed Ward	2	1	1	2	2		-	-	-	-	-	
Mark Greig	8	1	1	2	2		-	-	-	-	-	
Cory Stillman	10	0	2	2	2		-	-	-	-	-	
Rick Tabaracci	13	0	2	2	2		-	-	-	-	-	
Trent Yawney	37	0	2	2	108		2	0	0	0	2	
Todd Hlushko	2	0	1	1	2		1	0	0	0	2	
Jim Peplinski	6	0	1	1	11		-	-	-	-	-	
Michael Nylander	6	0	1	1	2		6	0	6	6	2	
Trevor Kidd	43	0	1	1	2		-	-	-	-	-	
Steve Konroyd	1	0	0	0	0		-	-	-	-	-	
Jason Muzzatti	1	0	0	0	0		-	-	-	-	-	
Jamie Allison	1	0	0	0	0		-	-	-	-	-	
Joel Bouchard	2	0	0	0	0		-	-	-	-	-	
Neil Eisenhut	3	0	0	0	0		-	-	-	-	-	
Barry Nieckar	3	0	0	0	12		-	-	-	-	-	
Scott Morrow	4	0	0	0	0		-	-	-	-	-	
Andrei Trefilov	6	0	0	0	0		-	-	-	-	-	
TOTALS	48	163	274	437	1233		7	35	56	91	111	
GOALTENDER	GP	MP	GA	GAA	W-L-T	SO EN	GP	MP	GA	GAA	W-L	SO EN
Jason Muzzatti	1	10	0	0.00	0-0-0	0 0	-	-	-	-	-	-
Rick TabaracciWSH8	394	16	2.44	1-3-2	0 0		-	-	-	-	-	-
CGY	5	202	5	1.49	2-0-1	0 0	1	19	0	0.00	0-0	0 0
TOTALS	13	596	21	2.11	3-3-3	0 0	1	19	0	0.00	0-0	0 0
Trevor Kidd	43	2463	107	2.61	22-14-6	3 4	7	434	26	3.59	3-4	1 0
Andrei Trefilov	6	236	16	4.07	0-3-0	0 3	-	-	-	-	-	-
TOTALS	48	2922	135	2.77	24-17-7	3 7	7	454	26	3.44	3-4	1 0

MOST POINTS
THEOREN FLEURY
58

MOST GOALS
THEOREN FLEURY
29

MOST ASSISTS
PHIL HOUSLEY
35

MOST PENALTY MINUTES
RON STERN
163

MOST WINS
GOALIE
TREVOR KIDD
22

TROPHIES - AWARDS

KING CLANCY AWARD
JOE NIEUWENDYK

NHL 2ND ALL-STAR
THEOREN FLEURY

MOLSON CUP
TREVOR KIDD

PLAYOFFS

MOST POINTS
THEOREN FLEURY
14

MOST GOALS
THEOREN FLEURY
7

MOST ASSISTS
PHIL HOUSLEY
9

MOST PENALTY MINUTES
KELLY KISIO
19

MOST WINS
GOALIE
TREVOR KIDD
3

CAPTURE FIRST-EVER PACIFIC DIVISION TITLE

Regular Season								Playoffs					
Coach	GP	W	L	T	PTS	GF	GA	GP	W	L	GF	GA	
Dave King	84	42	29	13	97	302	256	7	3	4	20	23	
1st Pacific Division, Tied 6th Overall. Playoffs: Western Conference Quarter-Finals - lost to Vancouver 4-3.													
MOST POINTS	PLAYER	Regular Season					Playoffs						
		GP	G	A	PTS	PIM	GP	G	A	PTS	PIM		
ROBERT REICHEL 93	Robert Reichel	84	40	53	93	58	7	0	5	5	0		
	Theoren Fleury	83	40	45	85	186	7	6	4	10	5		
	Gary Roberts	71	41	43	84	145	7	2	6	8	24		
MOST GOALS GARY ROBERTS 41	Al MacInnis	75	28	54	82	95	7	2	6	8	12		
	Joe Nieuwendyk	64	36	39	75	51	6	2	2	4	0		
	Michael Nylander	HFD 58	11	33	44	24	-	-	-	-	-		
	CGY	15	2	9	11	6	3	0	0	0	0		
	TOTALS	73	13	42	55	30	3	0	0	0	0		
MOST ASSISTS AL MacINNIS 54	HFD	56	7	30	37	56	-	-	-	-	-		
	CGY	13	3	7	10	18	7	0	3	3	2		
	TOTALS	69	10	37	47	74	7	0	3	3	2		
MOST PENALTY MINUTES RON STERN 243	German Titov	76	27	18	45	28	7	2	1	3	4		
	Wes Walz	53	11	27	38	16	6	3	0	3	2		
	James Patrick	NYR 6	0	3	3	2	-	-	-	-	-		
	HFD	47	8	20	28	32	-	-	-	-	-		
	CGY	15	2	2	4	6	7	0	1	1	6		
	TOTALS	68	10	25	35	40	7	0	1	1	6		
MOST WINS GOALIE MICHAEL VERNON 26	Kelly Kisio	51	7	23	30	28	7	0	2	2	8		
	Ron Stern	71	9	20	29	243	7	2	0	2	12		
	Paul Ranheim	67	10	14	24	20							
	Joel Otto	81	11	12	23	92	3	0	1	1	4		
	Michel Petit	63	2	21	23	110	-	-	-	-	-		
	Dan Keczmer	HFD 12	0	1	1	12	-	-	-	-	-		
	CGY	57	1	20	21	48	3	0	0	0	4		
TROPHIES - AWARDS	TOTALS	69	1	21	22	60	3	0	0	0	4		
	Trent Yawney	58	6	15	21	60	7	0	0	0	16		
	Gary Suter	25	4	9	13	20	-	-	-	-	-		
MOLSON CUP JOE NIEUWENDYK	Ted Drury	34	5	7	12	26	-	-	-	-	-		
	Chris Dahlquist	77	1	11	12	52	1	0	0	0	0		
	Paul Kruse	68	3	8	11	185	7	0	0	0	14		
PLAYOFFS	Sandy McCarthy	79	5	5	10	173	7	0	0	0	34		
	Mike Sullivan	S.J. 26	2	2	4	4	-	-	-	-	-		
	CGY	19	2	3	5	6	7	1	1	2	8		
MOST POINTS THEOREN FLEURY 10	TOTALS	45	4	5	9	10	7	1	1	2	8		
	Frank Musil	75	1	8	9	50	7	0	1	1	4		
	Brad Schlegel	26	1	6	7	4	-	-	-	-	-		
MOST GOALS THEOREN FLEURY 6	Guy Larose	TOR 10	1	2	3	10	-	-	-	-	-		
	CGY	7	0	1	1	4	-	-	-	-	-		
	TOTALS	17	1	3	4	14	-	-	-	-	-		
MOST ASSISTS AL MacINNIS GARY ROBERTS 6	Trevor Kidd	31	0	4	4	4	-	-	-	-	-		
	Vesa Viitakoski	8	1	2	3	0	-	-	-	-	-		
	Len Esau	6	0	3	3	7	-	-	-	-	-		
	Kevin Dahl	33	0	3	3	23	6	0	0	0	4		
MOST PENALTY MINUTES SANDY MCCARTHY 34	Greg Paslawski	15	2	0	2	2	-	-	-	-	-		
	David Haas	2	1	1	2	7	-	-	-	-	-		
	Brad Miller	8	0	1	1	14	-	-	-	-	-		
	Lee Norwood	16	0	1	1	16	-	-	-	-	-		
MOST WINS GOALIE MICHAEL VERNON 3	Jason Muzzatti	1	0	0	0	0	-	-	-	-	-		
	Jeff Reese	1	0	0	0	0	-	-	-	-	-		
	Mark Freer	2	0	0	0	4	-	-	-	-	-		
	Peter Ahola	2	0	0	0	0	-	-	-	-	-		
	David Struch	4	0	0	0	4	-	-	-	-	-		
	Kevin Wortman	5	0	0	0	2	-	-	-	-	-		
	Andrei Trefilov	11	0	0	0	4	-	-	-	-	-		
	Michael Vernon	48	0	0	0	14	7	0	0	0	2		
	Bench	-	-	-	-	16	-	-	-	-	-		
	TOTALS	84	302	495	797	1847	7	20	33	53	173		
	GOALTENDER	GP	MP	GA	GAA	W-L-T	SO EN	GP	MP	GA	GAA	W-L	SO EN
	Andrei Trefilov	11	623	26	2.50	3-4-2	2 1	-	-	-	-	-	-
	Michael Vernon	48	2798	131	2.81	26-17-5	3 4	7	466	23	2.96	3-4	0 0
	Trevor Kidd	31	1614	85	3.16	13-7-6	-	-	-	-	-	-	-
	Jeff Reese	1	13	1	4.62	0-0-0	-	-	-	-	-	-	-
	Jason Muzzatti	1	60	8	8.00	0-1-0	-	-	-	-	-	-	-
	TOTALS	84	5124	256	3.00	42-29-13	5 5	7	466	23	2.96	3-4	0 0

THEOREN FLEURY RECORDS 100 POINTS

Regular Season

Playoffs

Coch	GP	W	L	T	PTS	GF	GA	GP	W	L	GF	GA
Dave King	84	43	30	11	97	322	282	6	2	4	28	33

2nd Smythe Division, 9th Overall. Playoffs: Smythe Division Semi-Finals - lost to Los Angeles 4-2.

Regular Season

Playoffs

PLAYER		GP	G	A	PTS	PIM	GP	G	A	PTS	PIM
Theoren Fleury		83	34	66	100	88	6	5	7	12	27
Robert Reichel		80	40	48	88	54	6	2	4	6	2
Gary Suter		81	23	58	81	112	6	2	3	5	8
Gary Roberts		58	38	41	79	172	5	1	6	7	43
Joe Nieuwendyk		79	38	37	75	52	6	3	6	9	10
Sergei Makarov		71	18	39	57	40	-	-	-	-	-
Al MacInnis		50	11	43	54	61	6	1	6	7	10
Joel Otto		75	19	33	52	150	6	4	2	6	4
Paul Ranheim		83	21	22	43	26	6	0	1	1	0
Greg Paslawski	PHI	60	14	19	33	12	-	-	-	-	-
	CGY	13	4	5	9	0	6	3	0	3	0
TOTALS		73	18	24	42	12	6	3	0	3	0
Ron Stern		70	10	15	25	207	6	0	0	0	43
Brent Ashton	BOS	26	2	2	4	11	-	-	-	-	-
	CGY	32	8	11	19	41	6	0	3	3	2
TOTALS		58	10	13	23	52	6	0	3	3	2
Chris Lindberg		62	9	12	21	18	2	0	1	1	2
Roger Johansson		77	4	16	20	62	5	0	1	1	2
Trent Yawney		63	1	16	17	67	6	3	2	5	6
Frank Musil		80	6	10	16	131	6	1	1	2	7
Gary Leeman		30	9	5	14	10	-	-	-	-	-
Brian Skrudland	MTL	23	5	3	8	55	-	-	-	-	-
	CGY	16	2	4	6	10	6	0	3	3	12
TOTALS		39	7	7	14	65	6	0	3	3	12
Craig Berube		77	4	8	12	209	6	0	0	1	21
Michel Petit		35	3	9	12	54	-	-	-	-	-
Carey Wilson		22	4	7	11	8	-	-	-	-	-
Kevin Dahl		61	2	9	11	56	6	0	2	2	8
Chris Dahlquist		74	3	7	10	66	6	3	1	4	4
Alexander Godynnyuk		27	3	4	7	19	-	-	-	-	-
C.J. Young		28	3	2	5	20	-	-	-	-	-
Todd Harkins		15	2	3	5	22	-	-	-	-	-
Paul Kruse		27	2	3	5	41	-	-	-	-	-
Jeff Reese		26	0	4	4	4	4	0	0	0	0
Greg Smyth		35	1	2	3	95	-	-	-	-	-
Tomas Forslund		6	0	2	2	0	-	-	-	-	-
Michael Vernon		64	0	2	2	42	4	0	0	0	2
Patrick Lebeau		1	0	0	0	0	-	-	-	-	-
Shawn Heaphy		1	0	0	0	0	-	-	-	-	-
Andrei Trefilov		1	0	0	0	2	-	-	-	-	-
Bench		-	-	-	-	12	-	-	-	-	-
TOTALS		84	322	543	865	1951	6	28	50	78	213

GOALTENDER	GP	MP	GA	GAA	W-L-T	SO	EN	GP	MP	GA	GAA	W-L	SO	EN
Jeff Reese	26	1311	70	3.20	14-4-1	1	0	4	209	17	4.88	1-3	1	0
Michael Vernon	64	3732	203	3.026	29-26-9	2	4	4	150	14	6.00	1-1	0	0
Andrei Trefilov	1	65	5	4.62	0-0-1	0	0	-	-	-	-	-	-	-
TOTALS	84	5119	282	3.31	43-30-11	3	4	6	359	32	140	2-4	1	0

MOST POINTS
THEOREN FLEURY
100

MOST GOALS
ROBERT REICHEL
40

MOST ASSISTS
THEOREN FLEURY
66

MOST PENALTY MINUTES
CRAIG BERUBE
209

MOST WINS GOALIE
MICHAEL VERNON
29

TROPHIES - AWARDS

MOLSON CUP
THEOREN FLEURY

PLAYOFFS

MOST POINTS
THEOREN FLEURY
12

MOST GOALS
THEOREN FLEURY
5

MOST ASSISTS
THEOREN FLEURY
7

MOST PENALTY MINUTES
GARY ROBERT
43
RON STERN
43

MOST WINS GOALIE
MICHAEL VERNON
JEFF REESE
1

1991-92

ROBERTS 53 GOALS, 2ND HIGHEST IN TEAM HISTORY

Regular Season

Playoffs

Coach	GP	W	L	T	PTS	GF	GA	GP	W	L	GF	GA
Doug Risebrough/ Guy Charron	80	31	37	12	74	296	305	-	-	-	-	-

5th Smythe Division, tied 17th Overall.

Regular Season

Playoffs

	PLAYER	GP	G	A	PTS	PIM	GP	G	A	PTS	PIM
MOST POINTS GARY ROBERTS 90	Gary Roberts	76	53	37	90	207	-	-	-	-	-
	Al MacInnis	72	20	57	77	83	-	-	-	-	-
	Theoren Fleury	80	33	40	73	133	-	-	-	-	-
	Sergei Makarov	68	22	48	70	60	-	-	-	-	-
	Joe Nieuwendyk	69	22	34	56	55	-	-	-	-	-
MOST GOALS GARY ROBERTS 53	Gary Suter	70	12	43	55	128	-	-	-	-	-
	Robert Reichel	77	20	34	54	32	-	-	-	-	-
	Paul Ranheim	80	23	20	43	32	-	-	-	-	-
	Doug Gilmour	38	11	27	38	46	-	-	-	-	-
	Joel Otto	78	13	21	34	161	-	-	-	-	-
MOST ASSISTS AL MACINNIS 57	Gary Leeman	TOR CGY	34 29	7 2	13 7	20 27	-	-	-	-	-
	TOTALS	63	9	20	29	71	-	-	-	-	-
	Michel Petit	TOR	34	1	13	14	-	-	-	-	-
	CGY	36	3	10	13	79	-	-	-	-	-
	TOTALS	70	4	23	27	164	-	-	-	-	-
MOST PENALTY MINUTES RON STERN 338	Carey Wilson	42	11	12	23	37	-	-	-	-	-
	Ron Stern	72	13	9	22	338	-	-	-	-	-
	Marc Habscheid	46	7	11	18	42	-	-	-	-	-
	Craig Berube	TOR CGY	40 36	5 1	7 4	12 5	-	-	-	-	-
	TOTALS	76	6	11	17	264	-	-	-	-	-
MOST WINS GOALIE MICHAEL VERNON 24	Tomas Forslund	38	5	9	14	12	-	-	-	-	-
	Jamie Macoun	37	2	12	14	53	-	-	-	-	-
	Trent Yawney	47	4	9	13	45	-	-	-	-	-
	Nevin Markwart	BOS CGY	18 10	3 2	6 1	9 25	-	-	-	-	-
	TOTALS	28	5	7	12	69	-	-	-	-	-
TROPHIES - AWARDS	Frank Musil	78	4	8	12	103	-	-	-	-	-
	Alexander Godynuk	TOR CGY	31 6	3 0	6 1	59 4	-	-	-	-	-
	TOTALS	37	3	7	10	63	-	-	-	-	-
	Mark Osiecki	50	2	7	9	24	-	-	-	-	-
	Chris Lindberg	17	2	5	7	17	-	-	-	-	-
MOLSON CUP MICHAEL VERNON	Michael Vernon	63	0	7	7	8	-	-	-	-	-
	Ric Nattress	18	0	5	5	31	-	-	-	-	-
	Paul Kruse	16	3	1	4	65	-	-	-	-	-
	Martin Simard	21	1	3	4	119	-	-	-	-	-
	Tim Hunter	30	1	3	4	167	-	-	-	-	-
	Greg Smyth	QUE CGY	29 7	0 1	2 1	2 15	-	-	-	-	-
	TOTALS	36	1	3	4	153	-	-	-	-	-
	Tim Sweeney	11	1	2	3	4	-	-	-	-	-
	Neil Sheehy	35	1	2	3	119	-	-	-	-	-
	Stephane Matteau	4	1	0	1	19	-	-	-	-	-
	Richard Zemlak	5	0	1	1	42	-	-	-	-	-
	Jeff Reese	TOR CGY	8 12	0 0	0 1	0 12	-	-	-	-	-
	TOTALS	20	0	1	1	12	-	-	-	-	-
	Jim Kyte	21	0	1	1	107	-	-	-	-	-
	Darryl Olsen	1	0	0	0	0	-	-	-	-	-
	Scott Sharples	1	0	0	0	0	-	-	-	-	-
	Trevor Kidd	2	0	0	0	0	-	-	-	-	-
	Kevan Guy	3	0	0	0	2	-	-	-	-	-
	Todd Harkins	5	0	0	0	7	-	-	-	-	-
	Rick Wamsley	9	0	0	0	0	-	-	-	-	-
	Rich Chernomaz	11	0	0	0	6	-	-	-	-	-
	Bench	-	-	-	-	20	-	-	-	-	-
	TOTALS	80	296	493	789	2643	-	-	-	-	-

GOALTENDER	GP	MP	GA	GAA	W-L-T	SO	EN	GP	MP	GA	GAA	W-L	SO	EN
Michael Vernon	63	3640	217	3.58	24-30-9	2	4	-	-	-	-	-	-	-
Scott Sharples	1	65	4	3.69	0-0-1	0	0	-	-	-	-	-	-	-
Jeff Reese	TOR	8	413	20	2.91	1-5-1	0	0	-	-	-	-	-	-
CGY	12	587	37	3.78	3-2-2	1	0	-	-	-	-	-	-	-
TOTALS	20	1000	57	3.42	4-7-3	1	0	-	-	-	-	-	-	-
Trevor Kidd	2	120	8	4.00	1-1-0	0	0	-	-	-	-	-	-	-
Rick Wamsley	9	457	34	4.46	3-4-0	0	0	-	-	-	-	-	-	-
TOTALS	80	6292	305	3.75	31-37-12	3	4	-	-	-	-	-	-	-

FLEURY 51 GOALS, MACINNIS ALL-STAR

Coach	Regular Season							Playoffs				
	GP	W	L	T	PTS	GF	GA	GP	W	L	GF	GA
Doug Risebrough	80	46	26	8	100	344	263	7	3	4	20	22

2nd Smythe Division, tied 4th Overall. Playoffs: Smythe Division Semi-Finals - lost to Edmonton 4-3.

PLAYER	Regular Season						Playoffs					
	GP	G	A	PTS	PIM		GP	G	A	PTS	PIM	
Theoren Fleury	79	51	53	104	136		7	2	5	7	14	
Al MacInnis	78	28	75	103	90		7	2	3	5	8	
Joe Nieuwendyk	79	45	40	85	36		7	4	1	5	10	
Doug Gilmour	78	20	61	81	144		7	1	1	2	0	
Sergei Makarov	78	30	49	79	44		3	1	0	1	0	
Gary Suter	79	12	58	70	102		7	1	6	7	12	
Gary Roberts	80	22	31	53	252		7	1	3	4	18	
Robert Reichel	66	19	22	41	22		6	1	1	2	0	
Joel Otto	76	19	20	39	183		7	1	2	3	8	
Paul Fenton	WPG	17	4	4	8	18	-	-	-	-	-	
	TOR	30	5	10	15	0	-	-	-	-	-	
	CGY	31	5	7	12	10	5	0	0	0	2	
TOTALS	78	14	21	35	28		5	0	0	0	2	
Stephane Matteau	78	15	19	34	93		5	0	1	1	0	
Paul Ranheim	39	14	16	30	4		7	2	2	4	0	
Carey Wilson	HFD	45	8	15	23	16	-	-	-	-	-	
	CGY	12	3	3	6	2	7	2	2	4	0	
TOTALS	57	11	18	29	18		7	2	2	4	0	
Brian MacLellan	57	13	14	27	55		1	0	0	0	0	
Mark Hunter	57	10	15	25	125		-	-	-	-	-	
Frank Musil	MIN	8	0	2	2	23	7	0	0	0	10	
	CGY	67	7	14	12	160	-	-	-	-	-	
TOTALS	75	7	16	23	183		-	-	-	-	-	
Jamie Macoun	79	7	15	22	84		7	0	1	1	4	
Ric Nattress	58	5	13	18	63		7	1	0	1	2	
Roger Johansson	38	4	13	17	47		-	-	-	-	-	
Tim Sweeney	42	7	9	16	8		-	-	-	-	-	
Ron Stern	VAN	31	2	3	5	171	-	-	-	-	-	
	CGY	13	1	3	4	69	7	1	3	4	14	
TOTALS	44	3	6	9	240		7	1	3	4	14	
Jim Kyte	PIT	1	0	0	0	2	-	-	-	-	-	
	CGY	42	0	9	9	153	7	0	0	0	7	
TOTALS	43	0	9	9	155		7	0	0	0	7	
Tim Hunter	34	5	2	7	143		7	0	0	0	10	
Sergei Priakin	24	1	6	7	0		-	-	-	-	-	
Kevan Guy	VAN	39	1	6	7	39	-	-	-	-	-	
	CGY	4	0	0	0	4	-	-	-	-	-	
TOTALS	43	1	6	7	43		-	-	-	-	-	
Ken Sabourin	16	1	3	4	36		-	-	-	-	-	
Michael Vernon	54	0	4	4	8		7	0	0	0	0	
Jiri Hrdina	14	0	3	3	4		-	-	-	-	-	
Martin Simard	16	0	2	2	53		-	-	-	-	-	
Dana Murzyn	19	0	2	2	30		-	-	-	-	-	
Rick Lessard	1	0	1	1	0		-	-	-	-	-	
Rick Wamsley	29	0	1	1	0		1	0	0	0	0	
Steve Guenette	1	0	0	0	0		-	-	-	-	-	
Paul Kruse	1	0	0	0	7		-	-	-	-	-	
Marc Bureau	5	0	0	0	2		-	-	-	-	-	
Colin Patterson	-	-	-	-	-		1	0	0	0	0	
Bench	-	-	-	-	28		-	-	-	-	4	
TOTALS	80	344	583	927	2201		7	20	31	51	123	

GOALTENDER	GP	MP	GA	GAA	W-L-T	SO	EN	GP	MP	GA	GAA	W-L-T	SO	EN
Rick Wamsley	29	1670	85	3.05	14-7-5	0	0	1	2	1	30.00	0-0	0	0
Michael Vernon	54	3121	172	3.31	31-19-3	1	2	7	427	21	2.95	3-4	0	0
Steve Guenette	1	60	4	4.00	1-0-0	0	0	-	-	-	-	-	-	-
TOTALS	80	4859	263	3.25	46-26-8	1	2	6	430	22	3.07	3-4	0	0

MOST POINTS
THEOREN FLEURY
104

MOST GOALS
THEOREN FLEURY
51

MOST ASSISTS
AL MACINNIS
75

MOST PENALTY MINUTES
GARY ROBERTS
252

MOST WINS
GOALIE
MICHAEL VERNON
31

TROPHIES - AWARDS

MOLSON CUP
THEOREN FLEURY

NHL 1ST ALL-STAR
AL MACINNIS

PLAYOFFS

MOST POINTS
THEOREN FLEURY
GARY SUTER
7

MOST GOALS
JOE NIEUWENDYK
4

MOST ASSISTS
GARY SUTER
6

MOST PENALTY MINUTES
GARY ROBERTS
18

MOST WINS
GOALIE
MICHAEL VERNON
3

OVERTIME GOAL
THEOREN FLEURY
1

FIRST SMYTHE DIVISION TITLE, MACINNIS ALL-STAR

Coach	Regular Season							Playoffs				
	GP	W	L	T	PTS	GF	GA	GP	W	L	GF	GA
Terry Crisp	80	42	23	15	99	348	265	6	2	4	24	29

1st Smythe Division, 2nd Overall. Playoffs: Smythe Division Semi-Finals - lost to Los Angeles 4-2.

MOST POINTS JOE NIEUWENDYK 95	PLAYER	Regular Season					Playoffs								
		GP	G	A	PTS	PIM	GP	G	A	PTS	PIM				
	Joe Nieuwendyk	79	45	50	95	40	6	4	6	10	4				
MOST GOALS JOE NIEUWENDYK 45	Doug Gilmour	78	24	67	91	54	6	3	1	4	8				
	Al MacInnis	79	28	62	90	82	6	2	3	5	8				
	Sergei Makarov	80	24	62	86	55	6	0	6	6	3				
MOST ASSISTS DOUG GILMOUR 67	Gary Suter	76	16	60	76	97	6	0	1	1	12				
	Gary Roberts	78	39	33	72	222	6	2	5	7	41				
	Joe Mullen	78	36	33	69	24	6	3	0	3	0				
MOST PENALTY MINUTES TIM HUNTER 279	Theoren Fleury	80	31	35	66	157	6	2	3	5	10				
	Paul Ranheim	80	26	28	54	23	6	1	3	4	2				
	Brian MacLellan	65	20	18	38	26	6	0	2	2	8				
MOST WINS GOALIE MICHAEL VERNON 23	Jamie Macoun	78	8	27	35	70	6	0	3	3	10				
	Joel Otto	75	13	20	33	116	6	2	2	4	2				
	Jiri Hrdina	64	12	18	30	31	6	0	1	1	2				
TROPHIES – AWARDS	Dana Murzyn	78	7	13	20	140	6	2	2	4	2				
	Brad McCrimmon	79	4	15	19	78	6	0	2	2	8				
CALDER TROPHY	Ric Nattress	49	1	14	15	26	6	2	0	2	8				
NHL ROOKIE	Colin Patterson	61	5	3	8	20	-	-	-	-	-				
ALL-STAR	Jonas Bergqvist	22	2	5	7	10	-	-	-	-	-				
SERGEI MAKAROV															
MOLSON CUP	Jim Korn	N.J.	37	2	3	5	99	-	-	-	-	-			
JOE NIEUWENDYK	CGY	9	0	2	2	26	4	1	0	1	12				
NHL 1ST ALL-STAR AL MacINNIS	TOTALS	46	2	5	7	125	4	1	0	1	12				
	Mark Hunter	10	2	3	5	39	-	-	-	-	-				
PLAYOFFS	Tim Hunter	67	2	3	5	279	6	0	0	0	4				
	Roger Johansson	35	0	5	5	48	-	-	-	-	-				
MOST POINTS JOE NIEUWENDYK 10	Sergei Priakin	20	2	2	4	0	2	0	0	0	0				
	Michael Vernon	47	0	3	3	21	6	0	0	0	0				
MOST GOALS JOE NIEUWENDYK 4	Jim Peplinski	6	1	0	1	4	-	-	-	-	-				
	Brian Glynn	1	0	0	0	0	-	-	-	-	-				
	Steve Guenette	2	0	0	0	2	-	-	-	-	-				
MOST ASSISTS JOE NIEUWENDYK SERGEI MAKAROV 6	Stu Grimson	3	0	0	0	17	-	-	-	-	-				
	Marc Bureau	5	0	0	0	4	-	-	-	-	-				
	Ken Sabourin	5	0	0	0	10	-	-	-	-	-				
MOST PENALTY MINUTES GARY ROBERTS 41	Rick Wamsley	36	0	0	0	4	1	0	0	0	0				
	Bench	-	-	-	-	26	-	-	-	-	4				
	TOTALS	80	348	581	929	1751	6	24	40	64	145				
MOST WINS GOALIE MICHAEL VERNON 2	GOALTENDER	GP	MP	GA	GAA	W-L-T	SO	EN	GP	MP	GA	GAA	W-L	SO	EN
	Michael Vernon	47	2795	146	3.13	23-14-9	1	2	6	342	19	3.33	2-3	3	1
	Rick Wamsley	36	1969	107	3.26	18-8-6	0	0	1	49	9	11.02	0-1	0	0
	Steve Guenette	2	119	8	4.03	1-1-0	0	0	-	-	-	-	-	-	-
	TOTALS	80	4895	265	3.25	42-23-15	1	2	6	392	28	4.44	2-4	3	1

FIRST STANLEY CUP AND 2ND PRESIDENTS' TROPHY

Coach	Regular Season							Playoffs				
	GP	W	L	T	PTS	GF	GA	GP	W	L	GF	GA
Terry Crisp	80	54	17	9	117	354	226	22	16	6	82	55

1st Smythe Division, 1st Overall. Playoffs: Smythe Division Semi-Finals - defeated Vancouver 4-3; Smythe Division Finals - defeated Los Angeles 4-0; Campbell Conference Championships defeated Chicago 4-1; Stanley Cup Championship defeated Montreal 4-2.

PLAYER	Regular Season						Playoffs					
	GP	G	A	PTS	PIM		GP	G	A	PTS	PIM	
Joe Mullen	79	51	59	110	16		21	16	8	24	4	
Hakan Loob	79	27	58	85	44		22	8	9	17	4	
Doug Gilmour	72	26	59	85	44		22	11	11	22	20	
Joe Nieuwendyk	77	51	31	82	40		22	10	4	14	10	
Al MacInnis	79	16	58	74	126		22	7	24	31	46	
Gary Suter	63	13	49	62	78		5	0	3	3	10	
Jiri Hrdina	70	22	32	54	26		4	0	0	0	0	
Joel Otto	72	23	30	53	213		22	6	13	19	46	
Brian MacLennan MIN	60	16	23	39	104		-	-	-	-	-	
CGY	12	2	3	5	14		21	3	2	5	19	
TOTALS	72	18	26	44	118		21	3	2	5	19	
Gary Roberts	71	22	16	38	250		22	5	7	12	57	
Colin Patterson	74	14	24	38	56		22	3	10	13	24	
Jim Peplinski	79	13	25	38	241		20	1	6	7	75	
Theoren Fleury	36	14	20	34	46		22	5	6	11	24	
Mark Hunter	66	22	8	30	194		10	2	2	4	23	
Jamie Macoun	72	8	19	27	76		22	3	6	9	30	
Brad McCrimmon	72	5	17	22	96		22	0	3	3	30	
Dana Murzyn	63	3	19	22	142		21	0	3	3	20	
Lanny McDonald	51	11	7	18	26		14	1	3	4	29	
Rob Ramage	68	3	13	16	156		20	1	11	12	26	
Tim Hunter	75	3	9	12	*375		19	0	4	4	32	
Ric Nattress	38	1	8	9	47		19	0	3	3	20	
Perry Berezan	35	4	4	8	23		-	-	-	-	-	
Michael Vernon	52	0	4	4	18		22	0	0	0	14	
Rick Lessard	6	0	1	1	2		-	-	-	-	-	
Ken Sabourin	6	0	1	1	26		1	0	0	0	0	
Brian Glynn	9	0	1	1	19		-	-	-	-	-	
Rick Wamsley	35	0	1	1	8		1	0	0	0	0	
Rich Chernomaz	1	0	0	0	0		-	-	-	-	-	
Stu Grimson	1	0	0	0	5		-	-	-	-	-	
Sergei Priakin	2	0	0	0	2		1	0	0	0	0	
Dave Reiersen	2	0	0	0	2		-	-	-	-	-	
Paul Ranheim	5	0	0	0	0		-	-	-	-	-	
Shane Churla	5	0	0	0	25		-	-	-	-	-	
Bench	-	-	-	-	10		-	-	-	-	-	
TOTALS	80	354	576	930	2444		22	82	138	220	563	

GOALTENDER	GP	MP	GA	GAA	W-L-T	SO	EN	GP	MP	GA	GAA	W-L-T	SO	EN
Michael Vernon	52	2938	130	2.65	37-6-5	0	0	22	1381	52	2.26	16-5	3	1
Rick Wamsley	35	1927	95	2.96	17-11-4	2	1	1	20	2	6.00	0-1	0	0
Steve Guenette	-	-	-	-	-	-	-	-	-	-	-	-	-	-
TOTALS	80	4871	225	2.78	54-17-9	2	1	22	1401	54	2.36	16-6	3	1

MOST POINTS
JOE MULLEN
110

MOST GOALS
JOE MULLEN
51
JOE NIEUWENDYK
51

MOST ASSISTS
JOE MULLEN
DOUG GILMOUR
59

MOST PENALTY MINUTES
TIM HUNTER
375

MOST WINS
GOALIE
MICHAEL VERNON
37

TROPHIES - AWARDS

CONN SMYTHE TROPHY
AL MACINNIS

LADY BYNG
JOE MULLEN

EMERY EDGE
JOE MULLEN

MOLSON CUP
JOE MULLEN

NHL ALL-STAR
JOE MULLEN
1st
AL MACINNIS
2nd
MICHAEL VERNON
2nd

PLAYOFFS

MOST POINTS
AL MACINNIS
31

MOST GOALS
JOE MULLEN
16

MOST ASSISTS
AL MACINNIS
24

MOST PENALTY MINUTES
JIM PEPLINSKI
75

MOST WINS
GOALIE
MICHAEL VERNON
16

PRESIDENTS' TROPHY 1ST OVERALL

Coach	Regular Season						Playoffs					
	GP	W	L	T	PTS	GF	GA	GP	W	L	GF	GA
Terry Crisp	80	48	23	9	105	397	305	9	4	5	41	36

1st Smythe Division, 1st Overall. Playoffs: Smythe Division Semi-Finals - defeated Los Angeles 4-1;
Smythe Division Finals - lost to Edmonton 4-0

	Regular Season						Playoffs								
	PLAYER	GP	G	A	PTS	PIM	GP	G	A	PTS	PIM				
MOST POINTS HAKAN LOOB 106	Hakan Loob	80	50	56	106	47	9	1	9	10	6				
	Mike Bullard	79	48	55	103	68	6	0	2	2	6				
	Joe Nieuwendyk	75	51	41	92	23	8	3	4	7	2				
	Gary Suter	75	21	70	91	124	9	1	9	10	6				
	Joe Mullen	80	40	44	86	30	7	2	4	6	10				
MOST ASSISTS GARY SUTER 70	Al MacInnis	80	25	58	83	114	7	3	6	9	18				
	John Tonelli	74	17	41	58	84	6	2	5	7	8				
	Joel Otto	62	13	39	52	194	9	3	2	5	24				
MOST PENALTY MINUTES TIM HUNTER 337	Jim Peplinski	75	20	31	51	234	9	0	5	5	45				
	Brett Hull	52	26	24	50	12	-	-	-	-	-				
	Rob Ramage	STL 67	8	34	42	127	-	-	-	-	-				
	CGY	12	1	6	7	37	9	1	3	4	21				
MOST WINS GOALIE MICHAEL VERNON 39	TOTALS	79	9	40	49	164	9	1	3	4	21				
	Brad McCrimmon	80	7	35	42	98	9	2	3	5	22				
	Carey Wilson	34	9	21	30	18	-	-	-	-	-				
	Gary Roberts	74	13	15	28	282	9	2	3	5	29				
	Lanny McDonald	60	10	13	23	57	9	3	1	4	6				
TROPHIES - AWARDS	Craig Coxie	VAN 64	5	12	17	186	-	-	-	-	-				
	CGY	7	2	3	5	32	2	1	0	1	16				
	TOTALS	71	7	15	22	218	2	1	0	1	16				
CALDER TROPHY NHL ROOKIE ALL-STAR JOE NIEUWENDYK	Perry Berezan	29	7	12	19	66	8	0	2	2	13				
	Brian Glynn	67	5	14	19	87	1	0	0	0	0				
	Colin Patterson	39	7	11	18	28	9	1	0	1	8				
HING CLANCY LANNY McDONALD	Dana Murzyn	HFD 33	1	6	7	45	-	-	-	-	-				
	CGY	41	6	5	11	94	5	2	0	2	13				
	TOTALS	74	7	11	18	139	5	2	0	2	13				
EMERY EDGE +/- BRAD McCRIMMON	Ric Nattress	63	2	13	15	37	6	1	3	4	0				
	Tim Hunter	68	8	5	13	337	9	4	0	4	32				
	Steve Bozek	26	3	7	10	12	-	-	-	-	-				
	Neil Sheehy	36	2	6	8	73	-	-	-	-	-				
	Jiri Hrdina	9	2	5	7	2	1	0	0	0	0				
NHL ALL-STAR HAKAN LOOB 1st BRAD McCRIMMON 2nd GARY SUTER 2nd	Michael Vernon	64	0	7	7	47	9	0	2	2	2				
	Shane Churla	HFD 2	0	0	0	14	-	-	-	-	-				
	CGY	29	1	5	6	132	7	0	1	1	17				
	TOTALS	31	1	5	6	146	7	0	1	1	17				
	Paul Reinhart	14	0	4	4	10	8	2	7	9	6				
PLAYOFFS	Kevan Guy	11	0	3	3	8	-	-	-	-	-				
	Doug Dadswell	25	0	2	2	2	-	-	-	-	-				
	Rich Chernomaz	2	1	0	1	0	-	-	-	-	-				
	Randy Bucyk	2	0	0	0	0	-	-	-	-	-				
	Bob Bodak	3	0	0	0	22	-	-	-	-	-				
MOST GOALS HAKAN LOOB 8	Rick Wamsley	STL 31	0	0	0	14	-	-	-	-	-				
	CGY	2	0	0	0	0	1	0	0	0	0				
	TOTALS	33	0	0	0	14	1	0	0	0	0				
	Bench	-	-	-	-	-	-	-	-	-	2				
	TOTALS	80	397	652	1049	2429	9	41	63	104	312				
MOST PENALTY MINUTES JIM PEPLINSKI 45	GOALTENDER	GP	MP	GA	GAA	W-L-T	SO	EN	GP	MP	GA	GAA	W-L	SO	EN
	Rick Wamsley	STL 31	1818	103	3.40	13-16-1	0	0	-	-	-	-	-	-	-
	CGY	2	73	5	4.11	1-0-0	0	0	1	33	2	3.64	0-1	0	0
	TOTALS	33	1891	108	3.43	14-16-1	0	0	1	33	2	3.64	0-1	0	0
	Michael Vernon	64	3565	210	3.53	39-16-7	1	1	9	515	34	3.96	4-4	0	0
MOST WINS GOALIE MICHAEL VERNON 4	Doug Dadswell	25	1221	89	4.37	8-7-2	0	0	-	-	-	-	-	-	-
	TOTALS	80	4859	304	3.75	48-23-9	1	1	9	548	36	3.94	4-5	0	0

MULLEN CAPTURES LADY BYNG TROPHY

Coach	Regular Season							Playoffs				
	GP	W	L	T	PTS	GF	GA	GP	W	L	GF	GA
Bob Johnson	80	46	31	3	95	318	289	6	2	4	15	22

2nd Smythe Division, 3rd Overall. Playoffs: Smythe Division Semi-Finals - lost to Winnipeg 4-2.

PLAYER	Regular Season						Playoffs				
	GP	G	A	PTS	PIM		GP	G	A	PTS	PIM
Joe Mullen	79	47	40	87	14		6	2	1	3	0
Al MacInnis	79	20	56	76	97		4	1	0	1	0
Paul Reinhart	76	15	53	68	22		4	0	1	1	6
Mike Bullard	PIT	14	2	10	12	17	-	-	-	-	-
	CGY	57	28	26	54	34	6	4	3	7	2
TOTALS	71	30	36	66	51		6	4	3	7	2
Carey Wilson	80	20	36	56	42		6	1	1	2	6
John Tonelli	78	20	31	51	72		3	0	0	0	2
Joel Otto	68	19	31	50	185		2	0	2	2	6
Jim Peplinski	80	18	32	50	181		6	1	0	1	24
Gary Suter	68	9	40	49	70		6	0	3	3	10
Hakan Loob	68	18	26	44	26		5	1	2	3	0
Jamie Macoun	79	7	33	40	111		3	0	1	1	8
Steve Bozek	71	17	18	35	22		4	1	0	1	2
Brian Bradley	40	10	18	28	16		-	-	-	-	-
Lanny McDonald	58	14	12	26	54		5	0	0	0	2
Colin Patterson	68	13	13	26	41		6	0	2	2	2
Tim Hunter	73	6	15	21	361		-	-	-	-	-
Gary Roberts	32	5	10	15	85		2	0	0	0	4
Dale DeGray	27	6	7	13	29		-	-	-	-	-
Neil Sheehy	54	4	6	10	151		6	0	0	0	21
Dan Quinn	16	3	6	9	14		-	-	-	-	-
Perry Berezan	24	5	3	8	24		2	0	2	2	7
Nick Fotiu	42	5	3	8	145		-	-	-	-	-
Kari Eloranta	13	1	6	7	9		6	0	2	2	0
Joe Nieuwendyk	9	5	1	6	0		6	2	2	4	0
Doug Risebrough	22	2	3	5	66		4	0	1	1	6
Kevan Guy	24	0	4	4	19		4	0	1	1	23
Brian Engblom	32	0	4	4	28		-	-	-	-	-
Paul Baxter	18	0	2	2	66		2	0	0	0	10
Michael Vernon	54	0	2	2	14		5	0	0	0	0
Brett Hull	5	1	0	1	0		4	2	1	3	0
Doug Dadswell	2	0	0	0	0		-	-	-	-	-
Rejean Lemelin	34	0	0	0	20		2	0	1	1	0
TOTALS	80	318	538	856	2018		6	15	26	41	192

GOALTENDER	GP	MP	GA	GAA	W-L-T	SO	EN	GP	MP	GA	GAA	W-L-T	SO	EN
Rejean Lemelin	34	1735	94	3.25	16-9-1	2	4	2	101	6	3.56	0-1	0	0
Michael Vernon	54	2957	178	3.61	30-21-1	1	2	5	263	16	3.65	2-3	0	0
Doug Dadswell	2	125	10	4.80	0-1-1	0	1	-	-	-	-	-	-	-
TOTALS	80	4817	282	3.61	46-31-3	3	7	6	364	22	3.63	2-4	0	0

MOST POINTS

JOE MULLEN
87

MOST GOALS

JOE MULLEN
47

MOST ASSISTS

AL MACINNIS
56

MOST PENALTY

MINUTES
TIM HUNTER
361

MOST WINS

GOALIE
MICHAEL VERNON
30

TROPHIES -
AWARDS

LADY BYNG
MOLSON CUP
JOE MULLEN

PLAYOFFS

MOST POINTS

MIKE BULLARD
6

MOST GOALS

MIKE BULLARD
4

MOST ASSISTS

GARY SUTER
3

MOST PENALTY

MINUTES
TIM HUNTER
51

MOST WINS

GOALIE
MICHAEL VERNON
2

OVERTIME GOAL

MIKE BULLARD
1

FLAMES VS MONTREAL FOR STANLEY CUP

Coach	GP	Regular Season						Playoffs				
		W	L	T	PTS	GF	GA	GP	W	L	GF	GA
Bob Johnson	80	40	31	9	89	354	315	22	12	10	81	69

2nd Smythe Division, 6th Overall. Playoffs: Smythe Division Semi-Finals - defeated Winnipeg 3-0; Smythe Division Finals - defeated Edmonton 4-3; Conference Finals - defeated St. Louis 4-3; Stanley Cup Finals - lost to Montreal 4-1.

	PLAYER	Regular Season					Playoffs						
		GP	G	A	PTS	PIM	GP	G	A	PTS	PIM		
MOST POINTS JOE MULLEN 90 (Calgary 38, St. Louis 52)	Joe Mullen	STL	48	28	24	52	10	-	-	-	-	-	
		CGY	29	16	22	38	11	21	12	7	19	4	
	TOTALS	77	44	46	90	21	21	12	7	19	4		
	Dan Quinn		78	30	42	72	44	18	8	7	15	10	
	Lanny McDonald		80	28	43	71	44	22	11	7	18	30	
MOST GOALS JOE MULLEN 44 (Calgary 16, St. Louis 28)	John Tonelli	NYI	65	20	41	61	50	-	-	-	-	-	
		CGY	9	3	4	7	10	22	7	9	16	49	
	TOTALS	74	23	45	68	60	22	7	9	16	49		
	Gary Suter		80	18	50	68	141	10	2	8	10	8	
	Al MacInnis		77	11	57	68	76	21	4	15	19	30	
MOST ASSISTS AL MACINNIS 57	Hakan Loob		68	31	36	67	36	22	4	10	14	6	
	Joel Otto		79	25	34	59	188	22	5	10	15	80	
	Jim Peplinski		77	24	35	59	214	22	5	9	14	107	
	Carey Wilson		76	29	29	58	24	9	0	2	2	2	
	Steve Bozek		64	21	22	43	24	14	2	6	8	32	
MOST PENALTY MINUTES TIM HUNTER 291	Doug Risebrough		62	15	28	43	169	22	7	9	16	38	
	Perry Berezan		55	12	21	33	39	8	1	1	2	6	
	Paul Reinhart		32	8	25	33	15	21	5	13	18	4	
	Jamie Macoun		77	11	21	32	81	22	1	6	7	23	
	Richard Kromm		63	12	17	29	31	-	-	-	-	-	
TROPHIES - AWARDS	Colin Patterson		61	14	13	27	22	19	6	3	9	10	
	Steve Konroyd		59	7	20	27	64	-	-	-	-	-	
	Eddy Beers		33	11	10	21	8	-	-	-	-	-	
	Neil Sheehy		65	2	16	18	271	22	0	2	2	79	
	Tim Hunter		66	8	7	15	291	19	0	3	3	108	
CALDER TROPHY NHL ROOKIE ALL-STAR GARY SUTER	Gino Cavallini		27	7	7	14	26	-	-	-	-	-	
	Charlie Bourgeois		29	5	5	10	128	-	-	-	-	-	
	Terry Johnson	STL	49	0	4	4	87	-	-	-	-	-	
		CGY	24	1	4	5	71	17	0	3	3	64	
	TOTALS	73	1	8	9	158	17	0	3	3	64		
MOST POINTS JOE MULLEN AL MACINNIS 19	Paul Baxter		47	4	3	7	194	13	0	1	1	55	
	Rejean Lemelin		60	0	5	5	10	3	0	1	1	0	
	Rik Wilson	STL	32	0	4	4	48	-	-	-	-	-	
		CGY	2	0	0	0	0	-	-	-	-	-	
	TOTALS	34	0	4	4	48	-	-	-	-	-		
MOST GOALS JOE MULLEN 12	Yves Courteau		4	1	1	2	0	1	0	0	0	0	
	Brian Bradley		5	0	1	1	0	1	0	0	0	0	
	Nick Fotiu		9	0	1	1	21	11	0	1	1	34	
	Michael Vernon		18	0	1	1	4	21	0	1	1	0	
	Robin Bartel		1	0	0	0	0	6	0	0	0	16	
MOST PENALTY MINUTES TIM HUNTER 108	Dale DeGray		1	0	0	0	0	-	-	-	-	-	
	Mark Lamb		1	0	0	0	0	-	-	-	-	-	
	Marc D'Amour		15	0	0	0	22	-	-	-	-	-	
	Brett Hull		-	-	-	-	-	2	0	0	0	0	
	TOTALS	80	354	580	934	2279	22	81	135	216	805		
MOST WINS GOALIE MICHAEL VERNON 12	GOALTENDER	GP	MP	GA	GAA	W-L-T	SO EN	GP	MP	GA	GAA	W-L	SO EN
	Michael Vernon	18	921	52	3.39	9-3-3	1 0	21	1229	60	2.93	12-9	0 2
	Marc D'Amour	15	560	32	3.43	2-4-2	0 0	-	-	-	-	-	-
	Rejean Lemelin	60	3369	229	4.08	29-24-4	1 2	3	109	7	3.85	0-1	0 0
	TOTALS	80	4850	313	3.87	40-31-9	2 2	22	1338	67	3.09	12-10	0 2
OVERTIME GOAL LANNY McDONALD 1													

NILSON FINISHES WITH 99 POINTS

Coach	Regular Season							Playoffs				
	GP	W	L	T	PTS	GF	GA	GP	W	L	GF	GA
Bob Johnson	80	41	27	12	94	363	302	4	1	3	13	15

3rd Smythe Division, Tied 6th Overall. Playoffs: Smythe Division Semi-Finals - lost to Winnipeg 3-1.

PLAYER	Regular Season					Playoffs					MOST POINTS KENT NILSSON 99			
	GP	G	A	PTS	PIM	GP	G	A	PTS	PIM				
Kent Nilsson	77	37	62	99	14	3	0	1	1	0	MOST GOALS KENT NILSSON 37 HAKAN LOOB 37			
Hakan Loob	78	37	35	72	14	4	3	3	6	0				
Carey Wilson	74	24	48	72	27	4	0	0	0	0	MOST ASSISTS KENT NILSSON 62			
Paul Reinhart	75	23	46	69	18	4	1	1	2	0				
Eddy Beers	74	28	40	68	94	3	1	0	1	0	MOST PENALTY MINUTES TIM HUNTER 259			
Al MacInnis	67	14	52	66	75	4	1	2	3	8				
Dan Quinn	74	20	38	58	22	3	0	0	0	0	MOST WINS GOALIE REJEAN LEMELIN 30			
Richard Kromm	73	20	32	52	32	3	0	1	1	4				
Jim Peplinski	80	16	29	45	111	4	1	3	4	11	TROPHIES – AWARDS MOLSON CUP REJEAN LEMELIN			
Colin Patterson	57	22	21	43	5	4	0	0	0	5				
Mike Eaves	56	14	29	43	10	-	-	-	-	-	PLAYOFFS MOST POINTS HAKAN LOOB 6			
Jamie Macoun	70	9	30	39	67	4	1	0	1	4				
Lanny McDonald	43	19	18	37	36	1	0	0	0	0	MOST GOALS HAKAN LOOB 3			
Steve Bozek	54	13	22	35	6	3	1	0	1	4				
Steve Tambellini	47	19	10	29	4	-	-	-	-	-	MOST ASSISTS STEVE KONROYD 4			
Steve Konroyd	64	3	23	26	73	4	1	4	5	2				
Tim Hunter	71	11	11	22	259	4	0	0	0	24	MOST PENALTY MINUTES TIM HUNTER 24			
Paul Baxter	70	5	14	19	126	4	0	1	1	18				
Gino Cavallini	27	6	10	16	14	3	0	0	0	4	MOST WINS GOALIE REJEAN LEMELIN 1			
Kari Eloranta	65	2	11	13	39	-	-	-	-	-				
Doug Risebrough	15	7	5	12	49	4	0	3	3	12				
Joel Otto	17	4	8	12	30	3	2	1	3	10				
Charlie Bourgeois	47	2	10	12	134	4	0	0	0	17				
Neil Sheehy	31	3	4	7	109	-	-	-	-	-				
Perry Berezan	9	3	2	5	4	2	1	0	1	4				
Jim Jackson	10	1	4	5	0	-	-	-	-	-				
Yves Courteau	14	1	4	5	4	-	-	-	-	-				
Bruce Eakin	1	0	0	0	0	-	-	-	-	-				
Don Edwards	34	0	0	0	4	-	-	-	-	-				
Rejean Lemelin	56	0	0	0	4	4	0	0	0	0				
TOTALS	80	363	618	981	1384	4	13	20	33	127				
GOALTENDER	GP	MP	GA	GAA	W-L-T	SO	EN	GP	MP	GA	GAA	W-L-T	SO	EN
Rejean Lemelin	56	3176	183	3.46	30-12-10	1	3	4	248	14	3.39	1-3	1	1
Don Edwards	34	1691	115	4.08	11-15-2	1	1	-	-	-	-	-	-	-
TOTALS	80	4867	298	3.67	41-27-12	2	4	4	248	14	3.39	1-3	1	1

FLAMES OPEN NEW HOME - SADDLEDOME

Coach	Regular Season							Playoffs				
	GP	W	L	T	PTS	GF	GA	GP	W	L	GF	GA
Bob Johnson	80	34	32	14	82	311	314	11	6	5	41	46

2nd Smythe Division, 10th Overall. Playoffs: Smythe Division Semi-Finals - defeated Vancouver 3-1;
Smythe Division Finals - lost to Edmonton 4-3.

	Regular Season						Playoffs								
	PLAYER	GP	G	A	PTS	PIM	GP	G	A	PTS	PIM				
MOST POINTS KENT NILSSON 80	Kent Nilsson	67	31	49	80	22	-	-	-	-	-				
MOST GOALS EDDY BEERS 36	Eddy Beers	73	36	39	75	88	11	2	5	7	12				
MOST ASSISTS KENT NILSSON 49	Lanny McDonald	65	33	33	66	64	11	6	7	13	6				
	Hakan Loob	77	30	25	55	22	11	2	3	5	2				
	Dan Quinn	54	19	33	52	20	8	3	5	8	4				
MOST PENALTY MINUTES PAUL BAXTER 182	Doug Risebrough	77	23	28	51	161	11	2	1	3	25				
	Mike Eaves	61	14	36	50	20	11	4	4	8	2				
	Al MacInnis	51	11	34	45	42	11	2	12	14	13				
MOST WINS GOALIE REJEAN LEMELIN 21	Kari Eloranta	78	5	34	39	44	6	0	2	2	2				
	Jim Peplinski	74	11	22	33	114	11	3	4	7	21				
	Jamie Macoun	72	9	23	32	97	11	1	0	1	0				
TROPHIES - AWARDS	Colin Patterson	56	13	14	27	15	11	1	1	2	6				
	Paul Baxter	74	7	20	27	182	11	0	2	2	37				
	Steve Tambellini	73	15	10	25	16	2	0	1	1	0				
NHL ROOKIE ALL-STAR HAKAN LOOB JAMIE MACOUN	Richard Kromm	53	11	12	23	27	11	1	1	2	9				
	Paul Reinhart	27	6	15	21	10	11	6	11	17	2				
	Steve Bozek	46	10	10	20	16	10	3	1	4	15				
MOLSON CUP REJEAN LEMELIN	Jim Jackson	49	6	14	20	13	6	1	1	2	4				
	Steve Konroyd	80	1	13	14	94	8	1	2	3	8				
	Dave Hindmarch	29	6	5	11	2	-	-	-	-	-				
PLAYOFFS	Tony Stiles	30	2	7	9	20	-	-	-	-	-				
	Jamie Hislop	27	1	8	9	2	-	-	-	-	-				
	Tim Hunter	43	4	4	8	130	7	0	0	0	21				
MOST GOALS PAUL REINHART LANNY McDONALD 6	Carey Wilson	15	2	5	7	2	6	3	1	4	2				
	Mickey Volcan	19	1	4	5	18	-	-	-	-	-				
	Charlie Bourgeois	17	1	3	4	35	8	0	1	1	27				
MOST ASSISTS AL MACINNIS 12	Bruce Eakin	7	2	1	3	4	-	-	-	-	-				
	Kari Jalonen	9	0	3	3	0	-	-	-	-	-				
	Rejean Lemelin	51	0	3	3	6	8	0	0	0	0				
MOST PENALTY MINUTES PAUL BAXTER 37	Keith Hanson	25	0	2	2	77	-	-	-	-	-				
	Don Edwards	41	0	2	2	2	6	0	0	0	0				
	Neil Sheehy	1	1	0	1	2	4	0	0	0	4				
MOST WINS GOALIE REJEAN LEMELIN 4	Danny Bolduc	2	0	1	1	0	1	0	0	0	0				
	Michael Vernon	1	0	0	0	0	-	-	-	-	-				
	Jeff Brubaker	4	0	0	0	19	-	-	-	-	-				
OVERTIME GOALS CAREY WILSON LANNY McDONALD 1	TOTALS	80	311	512	823	1386	11	41	65	106	222				
	GOALTENDER	GP	MP	GA	GAA	W-L-T	SO	EN	GP	MP	GA	GAA	W-L	SO	EN
	Rejean Lemelin	51	2568	150	3.50	21-12-9	0	0	8	448	32	4.29	2-1	0	1
	Don Edwards	41	2303	157	4.09	13-19-5	0	3	6	217	12	3.32	4-4	0	1
	Michael Vernon	1	11	4	21.82	0-1-0	0	0	-	-	-	-	-	-	-
	TOTALS	80	4882	311	3.82	34-32-14	0	3	11	665	46	4.15	6-5	0	2

JOHNSON NEW COACH, LANNY 66 GOALS

Coach	Regular Season							Playoffs					
	GP	W	L	T	PTS	GF	GA	GP	W	L	GF	GA	
Bob Johnson	80	32	34	14	78	321	317	9	4	5	30	49	

2nd Smythe Division, 12th Overall. Playoffs: Smythe Division Semi-Finals defeated Vancouver 3-1;
Smythe Division Finals - lost to Edmonton 4-1.

PLAYER	Regular Season						Playoffs					
	GP	G	A	PTS	PIM		GP	G	A	PTS	PIM	
Kent Nilsson	80	46	58	104	10		9	1	11	12	2	
Lanny McDonald	80	*66	32	98	90		7	3	4	7	19	
Paul Reinhart	78	17	58	75	28		9	6	3	9	2	
Guy Chouinard	80	13	59	72	18		9	1	6	7	4	
Doug Risebrough	71	21	37	58	138		9	1	3	4	18	
Mel Bridgeman	79	19	31	50	103		9	3	4	7	33	
Kari Eloranta	80	4	40	44	43		9	1	3	4	17	
Jim Peplinski	80	15	26	41	134		8	1	1	2	45	
Kevin LaVallee	60	19	16	35	17		8	1	3	4	4	
Jamie Hislop	79	14	19	33	17		9	0	2	2	6	
Phil Russell	78	13	18	31	112		9	1	4	5	24	
Eddy Beers	41	11	15	26	21		8	1	1	2	27	
Dave Hindmarch	60	11	12	23	23		4	0	0	0	4	
Jim Jackson	48	8	12	20	7		8	2	1	3	2	
Steve Christoff	45	9	8	17	4		1	0	0	0	0	
Steve Konroyd	79	4	13	17	73		9	2	1	3	18	
Richie Dunn	80	3	11	14	47		9	1	1	2	8	
Carl Mokosak	41	7	6	13	87		-	-	-	-	-	
Kari Jalonen	25	9	3	12	4		5	1	0	1	0	
Greg Meredith	35	5	4	9	8		5	3	1	4	4	
Charlie Bourgeois	15	2	3	5	21		-	-	-	-	-	
Jamie Macoun	22	1	4	5	25		9	0	2	2	8	
Rejean Lemelin	39	0	5	5	7		7	0	0	0	0	
Al MacInnis	14	1	3	4	9		-	-	-	-	-	
Pierre Rioux	14	1	2	3	4		-	-	-	-	-	
Denis Cyr	11	1	1	2	0		-	-	-	-	-	
Tim Hunter	16	1	0	1	54		9	1	0	1	70	
Pat Ribble	28	0	1	1	18		-	-	-	-	-	
Don Edwards	39	0	1	1	0		5	0	0	0	0	
Michael Vernon	2	0	0	0	0		-	-	-	-	-	
Howard Walker	3	0	0	0	7		-	-	-	-	-	
Tim Harrer	3	0	0	0	2		-	-	-	-	-	
Gord Hampson	4	0	0	0	5		-	-	-	-	-	
Tim Bernhardt	6	0	0	0	0		-	-	-	-	-	
Bench	-	-	-	-	-		-	-	-	-	2	
TOTALS	80	321	498	819	1156		9	30	51	81	317	

MOST POINTS
KENT NILSSON
104

MOST GOALS
LANNY McDONALD
66

MOST ASSISTS
GUY CHOUINARD
59

**MOST PENALTY
MINUTES**
DOUG RISEBROUGH
138

**MOST WINS
GOALIE**
REJEAN LEMELIN
DON EDWARDS
16

**TROPHIES -
AWARDS**

**NHL 2ND
ALL-STAR
MASTERTON
TROPHY**
MOLSON CUP
LANNY McDONALD

PLAYOFFS

MOST POINTS
KENT NILSSON
12

MOST GOALS
PAUL REINHART
6

MOST ASSISTS
KENT NILSSON
11

**MOST PENALTY
MINUTES**
TIM HUNTER
70

**MOST WINS
GOALIE**
REJEAN LEMELIN
3

**OVERTIME
GOALS**
EDDY BEERS
GREG MEREDITH
1

GOALTENDER	GP	MP	GA	GAA	W-L-T	SO	EN	GP	MP	GA	GAA	W-L-T	SO	EN
Rejean Lemelin	39	2211	133	3.61	16-12-8	0	3	7	327	27	4.95	3-3	0	0
Don Edwards	39	2209	148	4.02	16-15-6	1	1	5	226	22	5.84	1-2	0	0
Tim Bernhardt	6	280	21	4.50	0-5-0	0	0	-	-	-	-	-	-	-
Michael Vernon	2	100	11	6.60	0-2-0	0	0	-	-	-	-	-	-	-
TOTALS	80	4800	313	3.91	32-34-14	1	4	9	553	49	5.32	4-5	0	0

LANNY A FLAME; RUSSELL NAMED CAPTAIN

Coach	Regular Season							Playoffs				
	GP	W	L	T	PTS	GF	GA	GP	W	L	GF	GA
Al MacNeil	80	29	34	17	75	334	345	3	0	3	5	10

3rd Smythe Division, 12th Overall. Playoffs: Smythe Division Semi-Finals - lost to Vancouver 3-0.

MOST POINTS	Regular Season						Playoffs					
	PLAYER	GP	G	A	PTS	PIM	GP	G	A	PTS	PIM	
MEL BRIDGMAN 87 (Calgary 75, Philadelphia 12)	Mel Bridgeman	PHI	9	7	5	12	47	-	-	-	-	-
		CGY	63	26	49	75	94	3	2	0	2	14
	TOTALS	72	33	54	87	141	3	2	0	2	14	
	Lanny McDonald	COL	16	6	9	15	20	-	-	-	-	-
MOST GOALS		CGY	55	34	33	67	37	3	0	1	1	6
	TOTALS	71	40	42	82	57	3	0	1	1	6	
	Guy Chouinard	64	23	57	80	12	3	0	1	1	0	
	Pekka Rautakallio	80	17	51	68	40	3	0	0	0	0	
LANNY McDONALD 40 (Calgary 34, Colorado 6)	Jim Peplinski	74	30	37	67	115	3	1	0	1	13	
	Kevin LaVallee	75	32	29	61	30	3	0	0	0	7	
	Paul Reinhart	62	13	48	61	17	3	0	1	1	2	
	Willi Plett	78	21	36	57	288	3	1	2	3	39	
MOST ASSISTS	Kent Nilsson	41	26	29	55	8	3	0	3	3	2	
	Ken Houston	70	22	22	44	91	3	1	0	1	4	
	Jamie Hilsop	80	16	25	41	35	3	0	0	0	0	
	Phil Russell	71	4	25	29	110	3	0	1	1	2	
MOST PENALTY MINUTES	Gary McAdam	46	12	15	27	18	3	0	0	0	0	
	Denis Cyr	45	12	10	22	13	-	-	-	-	-	
	Dan Labraaten	43	10	12	22	6	3	0	0	0	0	
	Bob Murdoch	73	3	17	20	76	3	0	0	0	0	
GOALIE	PAT RIGGIN	Don Lever	23	8	11	19	6	-	-	-	-	-
	Steve Konroyd	63	3	14	17	78	3	0	0	0	12	
	Bill Clement	69	4	12	16	28	3	0	0	0	2	
	Charlie Bourgeois	54	2	13	15	112	3	0	0	0	7	
TROPHIES - AWARDS	Bob MacMillan	23	4	7	11	14	-	-	-	-	-	
	Eric Vail	6	4	1	5	0	-	-	-	-	-	
	Kari Eloranta	19	0	5	5	14	-	-	-	-	-	
	Pat Rigglin	52	0	5	5	4	3	0	0	0	0	
MOLSON CUP	Dave Hindmarch	9	3	0	3	0	-	-	-	-	-	
	Bob Gould	16	3	0	3	4	-	-	-	-	-	
	Pat Ribble	WSH	12	1	2	3	14	-	-	-	-	-
		CGY	3	0	0	0	2	-	-	-	-	-
PLAYOFFS	TOTALS	15	1	2	3	16	-	-	-	-	-	
	Eddy Beers	5	1	1	2	21	-	-	-	-	-	
	Mike Dwyer	5	0	2	2	0	-	-	-	-	-	
	Gord Wappel	11	1	0	1	6	-	-	-	-	-	
MOST GOALS	Carl Mokosak	1	0	1	1	0	-	-	-	-	-	
	Brad Marsh	17	0	1	1	10	-	-	-	-	-	
	Rejean Lemelin	34	0	1	1	0	-	-	-	-	-	
	Randy Turnbull	1	0	0	0	2	-	-	-	-	-	
MOST ASSISTS	Bruce Eakin	1	0	0	0	0	-	-	-	-	-	
	Bobby Lalonde	1	0	0	0	0	-	-	-	-	-	
	Tim Hunter	2	0	0	0	9	-	-	-	-	-	
	Al MacInnis	2	0	0	0	0	-	-	-	-	-	
MOST PENALTY MINUTES	Randy Holt	8	0	0	0	9	-	-	-	-	-	
	WILLI PLETT	Bench	-	-	-	-	-	-	-	-	2	
	TOTALS	80	334	569	903	1291	3	5	9	14	112	

GOALTENDER	GP	MP	GA	GAA	W-L-T	SO	EN	GP	MP	GA	GAA	W-L	SO	EN
Pat Riffin	52	2934	207	4.23	19-19-11	2	1	3	194	10	3.09	0-3	0	0
Rejean Lemelin	34	1866	135	4.34	10-15-6	0	2	-	-	-	-	-	-	-
TOTALS	80	4800	342	4.28	29-34-17	2	3	3	194	10	3.09	0-3	0	0

FLAMES AND NHL COME TO CALGARY

Coach	Regular Season							Playoffs				
	GP	W	L	T	PTS	GF	GA	GP	W	L	GF	GA
Al MacNeil	80	39	27	14	92	329	298	16	9	7	56	60

3rd Patrick Division, 7th Overall. Playoffs: Preliminary Round - defeated Chicago 3-0;
 Quarter-Finals - defeated Philadelphia 4-3; Stanley Cup Semi-Finals - lost to Minnesota 4-2.

PLAYER	Regular Season						Playoffs							
	GP	G	A	PTS	PIM	GP	G	A	PTS	PIM				
Kent Nilsson	80	49	*82	*131	26	16	3	14	17	4	MOST POINTS KENT NILSSON 131			
Guy Chouinard	52	31	52	83	24	16	3	14	17	4				
Willi Plett	78	38	30	68	239	15	8	4	12	89	MOST GOALS KENT NILSSON 49			
Paul Reinhart	74	18	49	67	52	16	1	14	15	16				
Eric Vail	64	28	36	64	23	6	0	0	0	0	MOST ASSISTS KENT NILSSON 82			
Bob MacMillan	77	28	35	63	47	16	8	6	14	7				
Don Lever	62	26	31	57	56	16	4	7	11	20	MOST PENALTY MINUTES WILLI PLETT 239			
Jamie Hislop	QUE	50	19	22	41	15	-	-	-	-				
	CGY	29	6	9	15	11	16	3	0	3	5			
TOTALS	79	25	31	56	26	16	3	0	3	5	MOST WINS GOALIE PAT RIGGIN 21			
Pekka Rautakallio	76	11	45	56	64	16	2	4	6	6				
Jim Peplinski	80	13	25	38	108	16	2	3	5	11	TROPHIES – AWARDS			
Kevin LaVallee	77	15	20	35	16	8	2	3	5	4				
Bill Clement	78	12	20	32	33	16	2	1	3	6	MOLSON CUP KENT NILSSON			
Ken Houston	42	15	15	30	93	16	7	8	15	30				
Phil Russell	80	6	23	29	104	16	2	7	9	29	PLAYOFFS			
Dan Labraaten	DET	44	3	8	11	12	-	-	-	-				
	CGY	27	9	7	16	13	5	1	0	1	4			
TOTALS	71	12	15	27	25	5	1	0	1	4	MOST POINTS GUY CHOUINARD 17			
Bob Murdoch	74	3	19	22	54	16	1	4	5	36				
Brad Marsh	80	1	12	13	87	16	0	5	5	8	MOST GOALS BOB MacMILLAN WILLI PLETT 8			
Bert Wilson	50	5	7	12	94	1	0	0	0	0				
Brad Smith	45	7	4	11	65	-	-	-	-	-	MOST ASSISTS GUY CHOUINARD PAUL REINHART 14			
Alex McKendry	36	3	6	9	19	-	-	-	-	-				
Earl Ingarfield	16	2	3	5	6	-	-	-	-	-	MOST PENALTY MINUTES WILLI PLETT 89			
Denis Cyr	10	1	4	5	0	-	-	-	-	-				
Randy Holt	48	0	5	5	165	13	2	2	4	52	MOST WINS GOALIE PAT RIGGIN 6			
Dan Bouchard	14	0	4	4	6	-	-	-	-	-				
Dave Hindmarch	1	1	0	1	0	6	0	0	0	2	OVERTIME GOAL WILLI PLETT 1			
Greg Meredith	3	1	0	1	0	-	-	-	-	-				
Mike Dwyer	4	0	1	1	4	1	1	0	1	0				
Gord Wappel	7	0	1	1	4	-	-	-	-	-				
Rejean Lemelin	29	0	1	1	2	6	0	0	0	0				
Pat Riggins	42	0	1	1	7	11	0	0	0	0				
Tony Curtale	2	0	0	0	0	-	-	-	-	-				
Bob Gould	3	0	0	0	0	11	3	1	4	4				
Steve Konroyd	4	0	0	0	4	-	-	-	-	-				
TOTALS	80	329	547	876	1426	16	55	92	147	335				
GOALTENDER	GP	MP	GA	GAA	W-L-T	SO	EN	GP	MP	GA	GAA	W-L	SO	EN
Rejean Lemelin	29	1629	88	3.24	14-6-7	2	2	6	366	22	3.61	3-3	0	0
Pat Riggins	42	2411	154	3.83	21-16-4	0	2	11	629	37	3.53	6-4	0	1
Dan Bouchard	14	760	51	4.06	4-5-3	0	0	-	-	-	-	-	-	-
TOTALS	80	4800	298	3.73	39-27-14	2	4	16	985	59	3.59	9-7	0	1



ATLANTA FLAMES 1972-80



SEASON	COACH	GP	W	L	T	GF	GA	PTS	FINISHED	PLAYOFF RESULT
1972-73	Bernie Geoffrion	78	25	38	15	191	239	65	7th West Div.	Did Not Qualify
1973-74	Bernie Geoffrion	78	30	34	14	214	238	74	4th West Div.	Lost Quarter-Final
1974-75	Bernie Geoffrion/ Fred Creighton	80	34	31	15	243	233	83	4th Patrick Div.	Did Not Qualify
1975-76	Fred Creighton	80	35	33	12	262	237	82	3rd Patrick Div.	Lost Prelim. Round
1976-77	Fred Creighton	80	34	34	12	264	265	80	3rd Patrick Div.	Lost Prelim. Round
1977-78	Fred Creighton	80	34	27	19	274	252	87	3rd Patrick Div.	Lost Prelim. Round
1978-79	Fred Creighton	80	41	31	8	327	280	90	4th Patrick Div.	Lost Prelim. Round
1979-80	Al MacNeil	80	35	32	13	282	269	83	4th Patrick Div.	Lost Prelim. Round

ATLANTA FLAMES TOP 50 CAREER SCORING

PLAYER	GP	G	A	PTS	PIM	PLAYER	GP	G	A	PTS	PIM
Lysiak, Tom	445	155	276	431	329	Gibbs, Barry	208	13	55	68	218
Vail, Eric	469	174	209	383	223	Stewart, John	142	35	32	67	71
Chouinard, Guy	318	126	168	294	56	Boldirev, Ivan	65	22	32	54	26
Bennett, Curt	405	126	140	266	190	Rocheffort, Leon	110	19	30	49	23
MacMillan, Bob	208	90	131	221	50	St. Sauveur, Claude	79	24	24	48	23
Comeau, Rey	468	88	126	214	153	Flett, Bill	102	27	21	48	36
Houston, Ken	350	91	108	199	332	Lemieux, Jean	140	10	38	48	35
Clement, Bill	297	69	107	176	136	Reinhart, Paul	79	9	38	47	31
Plett, Willi	296	91	83	174	738	Price, Noel	199	5	40	45	160
Manery, Randy	377	30	142	172	242	Harvey, Buster	80	17	27	44	16
Romanchych, Larry	288	68	95	163	100	Russell, Phil	93	6	37	43	143
Leiter, Bobby	234	64	81	145	41	Ribble, Pat	172	12	30	42	168
Kea, Ed	316	22	92	114	283	Meehan, Gerry	62	11	30	41	8
Pronovost, Jean	155	52	58	110	42	Simpson, Robert	127	23	18	41	94
Richard, Jacques	215	57	46	103	108	Kryskow, Dave	79	15	25	40	65
McCreary, Keith	231	49	50	99	91	Hextall, Bryan Jr.	114	20	20	40	117
Quinn, Pat	374	12	87	99	555	Hicke, Ernie	58	14	23	37	37
Lalonde, Bobby	154	38	56	94	54	Murdoch, Bob	115	10	27	37	72
Nilsson, Kent	80	40	53	93	10	Laurence, Red	59	14	20	34	6
Mulhern, Richard	207	25	67	92	153	Unger, Garry	79	17	16	33	39
Graves, Hilliard	172	37	54	91	63	Rota, Darcy	57	19	13	32	70
Ecclestone, Tim	220	28	62	90	92	Lever, Don	28	14	16	30	4
Gould, John	194	35	50	85	47	Marsh, Brad	160	2	28	30	220
Phillipoff, Harold	118	26	53	79	241	Rautakallio, Pekka	79	5	25	30	18
Shand, Dave	288	14	63	77	324	MacMillan, Billy	78	10	15	25	52

ATLANTA FLAMES GOALTENDING STATS

GOALIE	GP	MIN	W	L	T	GA	SO	GAA
Bouchard, Dan	384	22093	164	134	72	1103	20	3.00
Myre, Phil	211	12230	76	95	32	653	11	3.20
Riggin, Pat	25	1368	11	9	2	73	2	3.20
Lemelin, Reggie	21	1144	8	10	1	70	0	3.67
Belanger, Yves	22	1119	8	10	0	76	1	4.08
Craig, Jim	4	206	1	2	1	13	0	3.79

GAME-BY-GAME RESULTS

2007-08

DATE	OPP.	RESULT	RECORD	PTS
1 Oct.4	vs PHI	2-3 L	0-1-0-0	0
2 Oct.6	vs VAN	3-4 OTL	0-1-1-0	1
3 Oct.10	at DET	2-4 L	0-2-1-0	1
4 Oct.12	at DAL	3-2 W(OT)	1-2-1-0	3
5 Oct.13	at NSH	7-4 W	2-2-1-0	5
6 Oct.16	at COL	4-5 L/SO	2-2-1-1	6
7 Oct.18	vs LA	4-3 W	3-2-1-1	8
8 Oct.20	vs EDM	4-1 W	4-2-1-1	10
9 Oct.22	vs SJ	1-4 L	4-3-1-1	10
10 Oct.24	vs MIN	5-3 W	5-3-1-1	12
11 Oct.26	vs COL	2-3 OTL	5-3-2-1	13
12 Oct.30	vs NSH	5-1 W	6-3-2-1	15
13 Nov.1	vs DET	1-4 L	6-4-2-1	15
14 Nov.3	at MIN	1-4 L	6-5-2-1	15
15 Nov.5	at COL	1-4 L	6-6-2-1	15
16 Nov.8	vs VAN	2-3 L	6-7-2-1	15
17 Nov.10	vs EDM	2-4 L	6-8-2-1	15
18 Nov.13	vs MIN	3-2 W	7-8-2-1	17
19 Nov.17	at EDM	3-1 W	8-8-2-1	19
20 Nov.18	at VAN	1-4 L	8-9-2-1	19
21 Nov.20	vs COL	4-1 W	9-9-2-1	21
22 Nov.22	vs CHI	1-2 L	9-10-2-1	21
23 Nov.24	at COL	5-2 W	10-10-2-1	23
24 Nov.25	at STL	0-3 L	10-11-2-1	23
25 Nov.27	at DET	3-5 L	10-12-2-1	23
26 Nov.29	vs ANA	1-4 L	10-13-2-1	23
27 Dec.1	vs CLB	3-4 OTL	10-13-3-1	24
28 Dec.4	vs STL	3-1 W	11-13-3-1	26
29 Dec.6	vs PIT	2-3 L/SO	11-13-3-2	27
30 Dec.9	at CHI	3-2 W	12-13-3-2	29
31 Dec.11	at FLA	2-1 W(SO)	13-13-3-2	31
32 Dec.13	at TB	9-6 W	14-13-3-2	33
33 Dec.14	at CAR	4-3 W	15-13-3-2	35
34 Dec.16	at STL	5-3 W	16-13-3-2	37
35 Dec.18	at CLB	3-1 W	17-13-3-2	39
36 Dec.21	vs DAL	2-3 OTL	17-14-3-2	40
37 Dec.23	vs NJ	0-1 OTL	17-15-3-2	41
38 Dec.27	at VAN	3-5 L	17-14-4-2	41
39 Dec.29	vs ANA	5-3 W	18-14-4-2	43
40 Dec.31	vs VAN	2-1 W	19-14-5-2	45
41 Jan.2	vs NYR	4-3 W	20-14-5-2	47
42 Jan.3	at SJ	3-2 W(OT)	21-14-5-2	49
43 Jan.5	at LA	6-4 W	22-14-5-2	51
44 Jan.8	vs PHX	1-3 L	22-15-5-2	51
45 Jan.11	vs NYI	4-5 L/SO	22-15-5-3	52
46 Jan.13	at EDM	1-2 L	22-16-5-3	52
47 Jan.15	at NSH	0-3 L	22-17-5-3	52
48 Jan.16	at MIN	3-2 W	23-17-5-3	54
49 Jan.18	at LA	6-1 W	24-17-5-3	56
50 Jan.22	vs MIN	2-1 W	25-17-5-3	58
51 Jan.30	vs SJ	5-4 W	26-17-5-3	60
52 Feb.2	at DAL	1-2 L	26-18-5-3	60
53 Feb.4	vs EDM	0-5 L	26-19-5-3	60
54 Feb.5	vs PHX	4-3 W(SO)	27-19-5-3	62
55 Feb.7	vs CHI	1-3 L	27-20-5-3	62
56 Feb.9	vs EDM	4-1 W	28-20-5-3	64
57 Feb.12	at SJ	4-3 W(OT)	29-20-5-3	66
58 Feb.15	at LA	3-6 L	29-21-5-3	66
59 Feb.17	at LA	2-4 L	29-22-5-3	66
60 Feb.19	at PHX	4-1 W	30-22-5-3	68
61 Feb.20	at DAL	3-2 W	31-22-5-3	70
62 Feb.22	vs DET	1-0 W	32-22-5-3	72
63 Feb.24	at MIN	2-1 W	33-22-5-3	74
64 Feb.26	vs COL	2-3 OTL	33-22-6-3	75
65 Feb.29	at ANA	1-3 L	33-23-6-3	75
66 Mar.1	at STL	3-1 W	34-23-6-3	77
67 Mar.4	vs CLB	1-0 W	35-23-6-3	79
68 Mar.7	vs NSH	1-2 OTL	35-23-7-3	80
69 Mar.10	vs STL	7-3 W	36-23-7-3	82
70 Mar.12	at WSH	2-3 L	36-24-7-3	82
71 Mar.13	at ATL	4-6 L	36-25-7-3	84
72 Mar.16	at CHI	4-2 W	37-25-7-3	84
73 Mar.18	at CLB	0-3 L	37-26-7-3	84
74 Mar.20	vs COL	2-1 W	38-26-7-3	86
75 Mar.22	vs MIN	5-4 W	39-26-7-3	88
76 Mar.24	at COL	0-2 L	39-27-7-3	88
77 Mar.25	vs VAN	3-2 W	40-27-7-3	90
78 Mar.29	vs EDM	1-2 L	40-28-7-3	90
79 Mar.30	at VAN	2-6 L	40-29-7-3	90
80 Apr.1	at EDM	3-2 W	41-29-7-3	92
81 Apr.3	at MIN	1-3 L	41-30-7-3	92
82 Apr.5	at VAN	7-1 W	42-30-7-3	94

2006-2007

DATE	OPP.	RESULT	RECORD	PTS
1 Oct.5	at EDM	1-3 L	0-1-0-0	0
2 Oct.7	vs. EDM	2-1 W	1-1-0-0	2
3 Oct.9	vs. SJ	1-4 L	1-2-0-0	2
4 Oct.12	at OTT	1-0 W	2-2-0-0	4
5 Oct.14	at TOR	4-5 OTL	2-2-1-0	5
6 Oct.17	at MTL	4-5 L	2-3-1-0	5
7 Oct.19	at BOS	2-3 L	2-4-1-0	5
8 Oct.24	vs. PHX	6-1 W	3-4-1-0	7
9 Oct.28	vs. NSH	2-3 L	3-5-1-0	7
10 Oct.30	vs. WSH	2-4 L	3-6-1-0	7
11 Nov.1	at DET	2-3 L	3-7-1-0	7
12 Nov.3	at CLB	4-5 L/SO	3-7-1-1	8
13 Nov.4	at STL	3-2 W	4-7-1-1	10
14 Nov.7	vs. DAL	3-1 W	5-7-1-1	12
15 Nov.10	vs. ANA	3-0 W	6-7-1-1	14
16 Nov.11	at VAN	3-2 W	7-7-1-1	16
17 Nov.14	vs. STL	3-0 W	8-7-1-1	18
18 Nov.17	vs. DET	4-1 W	9-7-1-1	20
19 Nov.21	at EDM	1-2 L	9-8-1-1	20
20 Nov.22	vs. CHI	4-1 W	10-8-1-1	22
21 Nov.25	at LA	1-3 L	10-9-1-1	22
22 Nov.26	at ANA	3-5 L	10-10-1-1	22
23 Nov.28	vs. COL	5-2 W	11-10-1-1	24
24 Dec.1	vs. CLB	2-1 W	12-10-1-1	26
25 Dec.5	vs. CAR	3-0 W	13-10-1-1	28
26 Dec.7	at MIN	2-3 L/SO	13-10-2-1	29
27 Dec.9	vs. VAN	5-3 W	14-10-2-1	31
28 Dec.12	vs. MIN	5-2 W	15-10-2-1	33
29 Dec.14	at VAN	1-3 L	15-11-2-1	33
30 Dec.16	at PHX	6-3 W	16-11-2-1	35
31 Dec.18	at ANA	1-4 L	16-12-2-1	35
32 Dec.19	at LA	5-3 W	17-12-2-1	37
33 Dec.23	at SJ	1-4 L	17-13-2-1	37
34 Dec.26	vs. VAN	1-3 L	17-14-2-1	37
35 Dec.27	at VAN	5-6 OTL	17-14-2-2	40
36 Dec.29	vs. LA	6-4 W	18-14-2-2	40
37 Dec.31	vs. EDM	4-2 W	19-14-2-2	42
38 Jan.2	vs. VAN	2-3 L	19-15-2-2	42
39 Jan.4	vs. FLA	5-4 W(OT)	20-15-2-2	44
40 Jan.6	vs. DAL	4-2 W	21-15-2-2	46
41 Jan.9	vs. MIN	3-0 W	22-15-2-2	48
42 Jan.11	at COL	7-3 W	23-15-2-2	50
43 Jan.13	vs. EDM	3-1 W	24-15-2-2	52
44 Jan.15	at NSH	3-5 L	24-16-2-2	52
45 Jan.17	at DAL	2-4 L	24-17-2-2	52
46 Jan.19	vs. ANA	3-2 W	25-17-2-2	54
47 Jan.20	at EDM	4-0 W	26-17-2-2	56
48 Jan.26	at MIN	1-2 L/SO	26-17-2-3	57
49 Jan.28	at CHI	3-4 OTL	26-17-3-3	58
50 Jan.30	vs. LA	4-1 W	27-17-3-3	60
51 Feb.2	vs. CLB	6-2 W	28-17-3-3	62
52 Feb.3	vs. VAN	4-3 W	29-17-3-3	64
53 Feb.6	vs. CHI	2-3 L/SO	29-17-3-4	65
54 Feb.8	at CLB	1-2 L	29-18-3-4	65
55 Feb.10	at BUF	2-3 L/SO	29-18-3-5	66
56 Feb.11	at DET	4-7 L	29-19-3-5	66
57 Feb.13	vs. ATL	4-1 W	30-19-3-5	68
58 Feb.15	vs. COL	5-7 L	30-20-3-5	68
59 Feb.17	vs. COL	5-2 W	31-20-3-5	70
60 Feb.20	at COL	3-4 L	31-21-3-5	70
61 Feb.22	at PHX	2-3 OTL	31-21-4-5	71
62 Feb.24	vs. SJ	7-4 W	32-21-4-5	73
63 Feb.26	vs. PHX	5-2 W	33-21-4-5	75
64 Feb.28	vs. MIN	2-1 W(SO)	34-21-4-5	77
65 Mar.3	at EDM	4-2 W	35-21-4-5	79
66 Mar.6	at STL	4-2 W	36-21-4-5	81
67 Mar.8	at NSH	3-6 L	36-22-4-5	81
68 Mar.10	vs. TB	2-3 OTL	36-22-5-5	82
69 Mar.12	vs. STL	5-4 W(SO)	37-22-5-5	84
70 Mar.14	at COL	2-3 L	37-23-5-5	84
71 Mar.15	at DAL	2-4 L	37-24-5-5	84
72 Mar.17	vs. MIN	2-4 L	37-25-5-5	84
73 Mar.20	vs. DET	2-1 W	38-25-5-5	86
74 Mar.22	vs. NSH	3-2 W	39-25-5-5	88
75 Mar.25	at CHI	3-2 W	40-25-5-5	90
76 Mar.27	at MIN	1-0 W(SO)	41-25-5-5	92
77 Mar.29	at MIN	4-2 W	42-25-5-5	94
78 Mar.31	at VAN	3-2 W	43-25-5-5	96
79 Apr.3	vs. COL	3-4 L	43-26-5-5	96
80 Apr.5	at SJ	3-4 L	43-27-5-5	96
81 Apr.7	vs. EDM	2-3 L	43-28-5-5	96
82 Apr.8	at COL	3-6 L	43-29-5-5	96

2005-06

	DATE	OPP.	RESULT	RECORD	PTS
1	10/05/05	at MIN	3-6 L	0-1-0-0	0
2	10/07/05	at CLB	3-1 W	1-1-0-0	2
3	10/09/05	at DET	3-6 L	1-2-0-0	2
4	10/10/05	at COL	3-7 L	1-3-0-0	2
5	10/13/05	vs. DAL	2-3 L/OT	1-3-1-0	3
6	10/15/05	vs. EDM	3-0 W	2-3-1-0	5
7	10/17/05	vs. PHX	0-2 L	2-4-1-0	5
8	10/20/05	vs. EDM	3-1 W	3-4-1-0	7
9	10/22/05	at DAL	1-2 L	3-5-1-0	7
10	10/23/05	at LA	3-2 W	4-5-1-0	9
11	10/26/05	at ANA	1-4 L	4-6-1-0	9
12	10/27/05	at PHX	2-3 L	4-7-1-0	9
13	10/29/05	at SJ	2-3 L/SO	4-7-1-1	10
14	11/01/05	vs. MIN	3-0 W	5-7-1-1	12
15	11/03/05	vs. CLB	2-1 W	6-7-1-1	14
16	11/05/05	vs. VAN	1-0 W	7-7-1-1	16
17	11/07/05	vs. VAN	4-3 W	8-7-1-1	18
18	11/10/05	at PHX	4-3 W	9-7-1-1	20
19	11/12/05	vs. COL	5-3 W	10-7-1-1	22
20	11/14/05	vs. MIN	3-2 W	11-7-1-1	24
21	11/16/05	vs. DET	3-1 W	12-7-1-1	26
22	11/18/05	vs. CHI	2-5 L	12-8-1-1	26
23	11/21/05	at COL	3-2 W/SO	13-8-1-1	28
24	11/23/05	vs. SJ	3-2 W	14-8-1-1	30
25	11/25/05	vs. EDM	1-2 L/SO	14-8-1-2	31
26	11/29/05	at NSH	0-2 L	14-9-1-2	31
27	12/01/05	at DET	3-2 W	15-9-1-2	33
28	12/03/05	at PIT	3-2 W	16-9-1-2	35
29	12/06/05	at PHI	0-1 L/SO	16-9-1-3	36
30	12/07/05	at NJ	4-1 W	17-9-1-3	38
31	12/10/05	vs. OTT	2-1 W/OT18-9-1-3	40	
32	12/17/05	vs. BOS	3-0 W	19-9-1-3	42
33	12/19/05	at EDM	4-5 L	19-10-1-3	42
34	12/21/05	vs. LA	2-6 L	19-11-1-3	42
35	12/23/05	at VAN	6-5 W/SO	20-11-1-3	44
36	12/26/05	at VAN	2-1 W	21-11-1-3	46
37	12/27/05	vs. NSH	3-4 L	21-12-1-3	46
38	12/29/05	vs. MIN	4-2 W	22-12-1-3	48
39	12/31/05	vs. EDM	6-5 W	23-12-1-3	50
40	01/02/06	chi COL	3-2 W	24-12-1-3	52
41	01/06/06	vs. TOR	1-0 W	25-12-1-3	54
42	01/07/06	at VAN	3-4 L/OT	25-12-2-3	55
43	01/10/06	at NYR	2-4 L	25-13-2-3	55
44	01/12/06	at NYI	2-3 L	25-14-2-3	55
45	01/14/06	at MIN	4-1 W	26-14-2-3	57
46	01/19/06	vs. MTL	3-2 W	27-14-2-3	59
47	01/21/06	vs. BUF	4-1 W	28-14-2-3	61
48	01/23/06	at EDM	3-1 W	29-14-2-3	63
49	01/24/06	at COL	4-7 L	29-15-2-3	63
50	01/26/06	at CHI	0-2 L	29-16-2-3	63
51	01/29/06	at CHI	5-3 W	30-16-2-3	65
52	01/30/06	at STL	2-3 L/SO	30-16-2-4	66
53	02/01/06	vs. CLB	1-2 L/SO	30-16-2-5	67
54	02/03/06	vs. VAN	1-3 L	30-17-2-5	67
55	02/06/06	at SJ	4-3 W	31-17-2-5	69
56	02/08/06	vs. ANA	3-1 W	32-17-2-5	71
57	02/08/06	vs. STL	3-2 W/OT	33-17-2-5	73
58	02/28/06	vs. VAN	1-2 L	33-18-2-5	73
59	03/02/06	vs. STL	3-1 W	34-18-2-5	75
60	03/04/06	vs. SJ	2-0 W	35-18-2-5	77
61	03/07/06	vs. NSH	2-3 L	35-19-2-5	77
62	03/09/06	vs. DAL	1-0 W	36-19-2-5	79
63	03/12/06	at COL	0-3 L	36-20-2-5	79
64	03/13/06	vs. COL	4-3 W	37-20-2-5	81
65	03/16/06	at EDM	2-3 L/OT	37-20-3-5	82
66	03/18/06	at NSH	4-9 L	37-21-3-5	84
67	03/19/06	at MIN	3-2 W	38-21-3-5	84
68	03/21/06	at MIN	1-3 L	38-22-3-5	84
69	03/23/06	at STL	7-2 W	39-22-3-5	86
70	03/24/06	at CLB	2-3 L	39-23-3-5	86
71	03/26/06	at DAL	2-3 L	39-24-3-5	86
72	03/29/06	vs. LA	2-1 W	40-24-3-5	88
73	03/31/06	vs. COL	3-2 W	41-24-3-5	90
74	04/01/06	at EDM	4-1 W	42-24-3-5	92
75	04/03/06	vs. DET	1-2 L/SO	42-24-3-6	93
76	04/05/06	vs. PHX	5-2 W	43-24-3-6	95
77	04/07/06	vs. MIN	2-1 W	44-24-3-6	97
78	04/08/06	at VAN	2-3 L/OT	44-24-4-6	98
79	04/11/06	vs. ANA	3-0 W	45-24-4-6	100
80	04/13/06	vs. COL	2-0 W	46-24-4-6	102
81	04/15/06	at LA	1-2 L/SO	46-24-4-7	103
82	04/17/06	at ANA	3-4 L	46-25-4-7	104

GAME-BY-GAME RESULTS

2003-04

DATE	OPP.	RESULT	RECORD	PTS
1 10/09/03	at VAN 1-4 L	0-1-0-0	0	2
2 10/11/03	vs. SJ 3-2 W	1-1-0-0	1	2
3 10/14/03	vs. EDM 1-0 W	2-1-0-0	4	4
4 10/18/03	vs. BUF 0-2 L	2-2-0-0	4	4
5 10/21/03	at MIN 3-2 W	3-2-0-0	6	6
6 10/24/03	vs. STL 1-2 L	3-3-0-0	6	6
7 10/25/03	at EDM 4-2 W	4-3-0-0	8	6
8 10/28/03	at COL 2-4 L	4-4-0-0	8	6
9 10/29/03	at DAL 3-4 L/OT	4-4-0-1	9	8
10 11/01/03	vs. CLB 3-0 W	5-4-0-1	11	10
11 11/04/03	vs. DET 0-3 L	5-5-0-1	11	11
12 11/07/03	vs. MIN 0-3 L	5-6-0-1	11	12
13 11/09/03	at CLB 3-4 L	5-7-0-1	11	13
14 11/12/03	at CHI 6-2 W	6-7-0-1	13	14
15 11/13/03	at NSH 1-4 L	6-8-0-1	13	15
16 11/15/03	at EDM 1-2 L/OT 6-8-0-2	6-8-0-2	14	16
17 11/18/03	vs. TOR 3-2 W/OT7-8-0-2	6-8-0-2	16	17
18 11/20/03	vs. MTL 2-1 W	8-8-0-2	18	18
19 11/22/03	vs. CHI 2-1 W	9-8-0-2	20	19
20 11/27/03	vs. COL 5-6 L/OT 9-8-0-3	9-8-0-3	21	20
21 11/29/03	vs. VAN 4-4 T	9-8-1-3	22	21
22 12/02/03	vs. SJ 3-1 W	10-8-1-3	24	22
23 12/04/03	at VAN 4-1 W	11-8-1-3	26	23
24 12/05/03	vs. MIN 2-1 W	12-8-1-3	28	24
25 12/07/03	vs. PIT 6-1 W	13-8-1-3	30	25
26 12/09/03	at MIN 1-2 L	13-9-1-3	30	26
27 12/11/03	vs. CAR 1-0 W	14-9-1-3	32	27
28 12/13/03	vs. COL 1-1 T	14-9-2-3	33	28
29 12/16/03	at PHI 3-2 W/OT15-9-2-3	14-9-2-3	35	29
30 12/18/03	at BOS 5-0 W	16-9-2-3	37	30
31 12/19/03	at CLB 2-1 W	17-9-2-3	39	31
32 12/23/03	vs. EDM 2-1 W	18-9-2-3	41	32
33 12/26/03	vs. VAN 0-2 L	18-10-2-3	41	33
34 12/28/03	at EDM 2-1 W	19-10-2-3	43	34
35 12/29/03	vs. MIN 2-2 T	19-10-3-4	44	35
36 12/31/03	vs. COL 1-2 L	19-11-3-4	44	36
37 01/03/04	vs. VAN 1-3 L	19-12-3-4	44	37
38 01/05/04	at NYR 5-0 W	20-12-3-4	46	38
39 01/06/04	at NYI 3-2 W	21-12-3-4	48	39
40 01/08/04	at CHI 1-3 L	21-13-3-4	48	40
41 01/10/04	vs. FLA 4-2 W	22-13-3-4	50	41
42 01/13/04	at TOR 1-4 L	22-14-3-4	50	42
43 01/14/04	at WSH 3-3 T	22-14-4-5	51	43
44 01/17/04	vs. DAL 2-3 L	22-15-4-5	51	44
45 01/19/04	at ANA 5-1 W	23-15-4-5	53	45
46 01/20/04	at LA 1-4 L	23-16-4-5	53	46
47 01/22/04	vs. NSH 4-0 W	24-16-4-5	55	47
48 01/24/04	vs. TB 2-6 L	24-17-4-5	55	48
49 01/27/04	at PHX 2-1 W	25-17-4-5	57	49
50 01/28/04	at SJ 1-4 L	25-18-4-5	57	50
51 01/30/04	vs. CHI 3-5 L	25-19-4-5	57	51
52 02/01/04	vs. ANA 6-4 W	26-19-4-5	59	52
53 02/03/04	vs. LA 4-4 T	26-19-5-5	60	53
54 02/05/04	vs. STL 1-2 L	26-20-5-5	60	54
55 02/10/04	vs. ATL 5-2 W	27-20-5-5	62	55
56 02/11/04	at VAN 3-2 W	28-20-5-5	64	56
57 02/13/04	vs. ANA 2-1 W	29-20-5-5	66	57
58 02/15/04	at MIN 2-1 W	30-20-5-5	68	58
59 02/19/04	at MTL 1-4 L	30-21-5-5	68	59
60 02/21/04	at OTT 1-2 L	30-22-5-5	68	60
61 02/22/04	at NJ 1-3 L	30-23-5-5	68	61
62 02/24/04	at COL 2-0 W	31-23-5-5	70	62
63 02/26/04	vs. DET 1-2 L	31-24-5-5	70	63
64 02/29/04	vs. PHX 4-2 W	32-24-5-5	72	64
65 03/02/04	at STL 4-2 W	33-24-5-5	74	65
66 03/03/04	at DET 1-2 L	33-25-5-5	74	66
67 03/05/04	at DAL 1-5 L	33-26-5-5	74	67
68 03/07/04	at COL 7-1 W	34-26-5-5	76	68
69 03/09/04	vs. EDM 1-1 T	34-26-6-5	77	69
70 03/11/04	vs. OTT 4-2 W	35-26-6-5	79	70
71 03/13/04	at NSH 4-4 T	35-26-7-5	80	71
72 03/14/04	at STL 3-0 W	36-26-7-5	82	72
73 03/16/04	at DET 4-1 W	37-26-7-5	84	73
74 03/18/04	vs. CLB 2-0 W	38-26-7-5	86	74
75 03/20/04	vs. NSH 1-3 L	38-27-7-5	86	75
76 03/22/04	vs. DAL 0-4 L	38-28-7-5	86	76
77 03/24/04	at PHX 4-0 W	39-28-7-5	88	77
78 03/25/04	at SJ 2-3 L	39-29-7-5	88	78
79 03/27/04	at LA 3-2 W/OT40-9-7-5	39-29-7-5	90	79
80 03/31/04	vs. PHX 1-0 W	41-29-7-5	92	80
81 04/02/04	at LA 3-2 W	42-29-7-5	94	81
82 04/04/04	at ANA 1-2 L	42-30-7-5	94	82

2002-2003

DATE	OPP.	RESULT	RECORD	PTS
1 10/10/02	vs. VAN 0-3 L	0-1-0-0	0	1
2 10/12/02	vs. PHI 4-5 L	0-2-0-0	0	2
3 10/14/02	at VAN 3-2 W	1-2-0-0	2	3
4 10/17/02	vs. BOS 3-3 T	1-2-1-0	3	4
5 10/19/02	at CHI 5-2 W	2-2-1-0	5	5
6 10/21/02	at DET 0-4 L	2-3-1-0	5	6
7 10/22/02	at MIN 3-4 L/OT	2-3-1-1	6	7
8 10/24/02	vs. DAL 3-3 T	2-3-2-1	7	8
9 10/26/02	vs. STL 3-4 L/OT	2-3-2-2	8	9
10 10/31/02	vs. BUF 3-0 W	3-3-2-2	10	10
11 11/02/02	vs. COL 4-4 T	3-3-3-2	11	11
12 11/04/02	at NYI 4-2 W	4-3-3-2	13	12
13 11/05/02	at NJ 3-2 W	5-3-3-2	15	13
14 11/07/02	at NYR 0-1 L/OT	5-3-3-3	16	14
15 11/08/02	at FLA 0-3 L	5-4-3-3	16	15
16 11/11/02	at ATL 1-2 L	5-5-3-3	16	16
17 11/14/02	vs. NYR 1-2 L	5-6-3-3	16	17
18 11/16/02	vs. STL 0-1 L	5-7-3-3	16	18
19 11/19/02	vs. DET 0-5 L	5-8-3-3	16	19
20 11/21/02	vs. EDM 1-3 L	5-9-3-3	16	20
21 11/23/02	vs. CHI 3-1 W	6-9-3-3	18	21
22 11/26/02	at BOS 2-7 L	6-10-3-3	18	22
23 11/27/02	at WSH 2-4 L	6-11-3-3	18	23
24 11/29/02	at STL 2-7 L	6-12-3-3	18	24
25 12/01/02	at DET 2-4 L	6-13-3-3	18	25
26 12/03/02	at COL 2-1 W	7-13-3-3	20	26
27 12/05/02	vs. MIN 1-1 T	7-13-4-3	21	27
28 12/09/02	at VAN 2-1 W	8-13-4-3	23	28
29 12/12/02	vs. CAR 3-4 L	8-14-4-3	23	29
30 12/14/02	vs. COL 1-3 L	8-15-4-3	23	30
31 12/15/02	at VAN 3-3 T	8-15-5-3	24	31
32 12/17/02	at NSH 0-0 W	9-15-5-3	26	32
33 12/19/02	at CLB 0-3 L	9-16-5-3	26	33
34 12/21/02	at PIT 0-2 L	9-17-5-3	26	34
35 12/23/02	at MIN 3-2 W	10-17-5-3	28	35
36 12/27/02	vs. TOR 3-4 L	10-18-5-3	28	36
37 12/29/02	vs. ANA 4-2 W	11-18-5-3	30	37
38 12/31/02	vs. MTL 1-1 T	11-18-6-3	31	38
39 01/02/03	vs. TB 4-1 W	12-18-6-3	33	39
40 01/04/03	vs. MIN 3-2 W	13-18-6-3	35	40
41 01/07/03	at COL 4-2 W	14-18-6-3	37	41
42 01/09/03	vs. OTT 0-1 L	14-19-6-3	37	42
43 01/11/03	vs. CLB 2-7 L	14-20-6-3	37	43
44 01/13/03	at MTL 2-4 L	14-21-6-3	37	44
45 01/14/03	at TOR 2-3 L	14-22-6-3	37	45
46 01/16/03	vs. NSH 2-2 T	15-22-6-3	38	46
47 01/18/03	vs. LA 2-1 W/OT15-22-6-3	15-22-6-3	40	47
48 01/20/03	vs. EDM 4-3 W	16-22-6-3	42	48
49 01/23/03	vs. PHX 1-7 L	16-23-7-3	42	49
50 01/25/03	vs. DET 4-1 W	17-23-7-3	44	50
51 01/28/03	at PHX 3-4 L	17-24-7-3	44	51
52 01/29/03	at DAL 1-4 L	17-25-7-3	44	52
53 02/04/03	vs. ANA 2-3 L	17-26-7-3	44	53
54 02/06/03	vs. CHI 2-2 T	17-26-8-3	45	54
55 02/07/03	at EDM 4-3 W	18-26-8-3	47	55
56 02/09/03	at COL 2-4 L	18-27-8-3	47	56
57 02/12/03	at ANA 3-4 L/OT	18-27-8-4	48	57
58 02/13/03	at LA 2-4 L	18-28-8-4	48	58
59 02/15/03	vs. VAN 2-2 T	18-28-9-4	49	59
60 02/17/03	at STL 3-5 L	18-29-9-4	49	60
61 02/19/03	at DAL 1-1 T	18-29-10-4	50	61
62 02/20/03	at NSH 1-4 L	18-30-10-4	50	62
63 02/23/03	at PHX 4-2 W	19-30-10-4	52	63
64 02/24/03	at SJ 2-5 L	19-31-10-4	52	64
65 03/01/03	vs. SJ 4-3 W	20-31-10-4	54	65
66 03/05/03	vs. NJ 5-4 W/OT31-10-4	20-31-10-4	56	66
67 03/07/03	at CHI 2-0 W	22-31-10-4	58	67
68 03/08/03	at CLB 3-2 W/OT31-10-4	22-31-10-4	60	68
69 03/11/03	vs. EDM 2-5 L	23-32-10-4	60	69
70 03/13/03	vs. TOR 4-3 W/OT34-32-10-4	23-32-10-4	62	70
71 03/15/03	at SJ 2-3 L	24-33-10-4	62	71
72 03/16/03	at ANA 2-2 T	24-33-11-4	63	72
73 03/18/03	at LA 4-1 W	25-33-11-4	65	73
74 03/20/03	vs. WSH 1-4 L	25-34-11-4	65	74
75 03/22/03	vs. NSH 1-1 T	25-34-12-4	66	75
76 03/24/03	vs. PHX 2-0 W	26-34-12-4	68	76
77 03/27/03	vs. DAL 2-1 W/OT27-34-12-4	26-34-12-4	70	77
78 03/29/03	vs. CLB 4-6 L	27-35-12-4	70	78
79 03/31/03	at MIN 0-3 L	27-36-12-4	70	79
80 04/02/03	vs. SJ 2-2 T	27-36-13-4	71	80
81 04/04/03	vs. LA 2-1 W/OT28-36-13-4	27-36-13-4	73	81
82 04/05/03	at EDM 4-1 W	29-36-13-4	75	82

2001-02

	DATE	OPP.	RESULT	RECORD	PTS
1	10/03/01	vs. EDM 1-0 W	1-0-0-0	2	1
2	10/06/01	vs. CHI 4-0 W	2-0-0-0	4	2
3	10/08/01	vs. PHX 1-2 L/OT	2-0-0-1	5	3
4	10/10/01	at DET 4-2 W	3-0-0-1	7	4
5	10/11/01	at NSH 0-1 L	3-1-0-1	7	5
6	10/13/01	at DAL 4-3 W/OT	4-1-0-1	9	6
7	10/16/01	vs. FLA 3-1 W	5-1-0-1	11	7
8	10/20/01	vs. TOR 4-1 W	6-1-0-1	13	8
9	10/22/01	at STL 3-2 W	7-1-0-1	15	9
10	10/23/01	at CHI 3-6 L	7-2-0-1	15	10
11	10/25/01	vs. NSH 4-5 L/OT	7-2-0-2	16	11
12	10/27/01	vs. MIN 4-2 W	8-2-0-2	18	12
13	11/01/01	vs. CLB 2-1 W	9-2-0-2	20	13
14	11/03/01	vs. MTL 6-2 W	10-2-0-2	22	14
15	11/07/01	at ANA 3-3 T	10-2-1-2	23	15
16	11/08/01	at LA 3-2 W	11-2-1-2	25	16
17	11/10/01	vs. COL 2-0 W	12-2-1-2	27	17
18	11/15/01	vs. CHI 2-2 T	12-2-2-2	28	18
19	11/17/01	vs. STL 2-0 W	13-2-2-2	30	19
20	11/20/01	vs. LA 5-5 T	13-2-3-2	31	20
21	11/22/01	at OTT 4-4 T	13-2-4-2	32	21
22	11/23/01	at BUF 2-5 L	13-3-4-2	32	22
23	11/25/01	at CLB 3-4 L	13-4-4-2	32	23
24	11/27/01	at DET 2-4 L	13-5-4-2	32	24
25	11/29/01	vs. DAL 0-3 L	13-6-4-2	32	25
26	12/01/01	vs. COL 2-2 T	13-6-5-2	33	26
27	12/03/01	at LA 2-0 W	14-6-5-2	35	27
28	12/04/01	at SJ 2-2 T	14-6-6-2	36	28
29	12/06/01	vs. SJ 1-3 L	14-7-6-2	36	29
30	12/08/01	vs. ANA 0-4 L	14-8-6-2	36	30
31	12/10/01	vs. DET 2-0 W	15-8-6-2	38	31
32	12/12/01	vs. TB 1-3 L	15-9-6-2	38	32
33	12/14/01	at DAL 4-3 W	16-9-6-2	40	33
34	12/15/01	at STL 0-4 L	16-10-6-2	40	34
35	12/19/01	at PHX 3-6 L	16-11-6-2	40	35
36	12/21/01	at COL 2-2 T	16-11-7-2	41	36
37	12/26/01	at EDM 2-3 L	16-12-7-2	41	37
38	12/27/01	at VAN 2-4 L	16-13-7-2	41	38
39	12/29/01	vs. MIN 4-3 W	17-13-7-2	43	39
40	12/31/01	vs. EDM 2-2 T	17-13-8-2	44	40
41	01/03/02	vs. BUF 3-1 W	18-13-8-2	46	41
42	01/05/02	vs. MTL 2-4 L	18-14-8-2	46	42
43	01/08/02	at NYJ 5-2 W	19-14-8-2	48	43
44	01/09/02	at NY 1-5 L	19-15-8-2	48	44
45	01/11/02	at ATL 0-1 L	19-16-8-2	48	45
46	01/15/02	vs. NY 1-3 L	19-17-8-2	48	46
47	01/17/02	vs. PIT 4-6 L	19-18-8-2	48	47
48	01/19/02	vs. ANA 2-1 W	20-18-8-2	50	48
49	01/22/02	vs. TOR 1-6 L	20-19-8-2	50	49
50	01/24/02	vs. COL 0-2 L	20-20-8-2	50	50
51	01/26/02	vs. VAN 0-2 L	20-21-8-2	50	51
52	01/28/02	at MIN 3-2 W/OT	21-21-8-2	52	52
53	01/30/02	vs. DET 4-3 W	22-21-8-2	54	53
54	02/06/02	vs. SJ 0-2 L	22-22-8-2	54	54
55	02/08/02	at VAN 1-4 L	22-23-8-2	55	55
56	02/09/02	at VAN 4-3 W	23-23-8-2	56	56
57	02/12/02	at PHX 3-4 L/OT	23-23-8-3	57	57
58	02/13/02	at ANA 2-3 L	23-24-8-3	57	58
59	02/26/02	at COL 2-2 T	23-24-9-3	58	59
60	02/28/02	vs. STL 3-2 W	24-24-9-3	60	60
61	03/03/02	vs. NSH 5-2 W	25-24-9-3	62	61
62	03/04/02	at NYR 5-3 L	26-24-9-3	64	62
63	03/06/02	at WSH 2-3 L	26-25-9-3	64	63
64	03/07/02	at PHI 4-2 W	27-25-9-3	66	64
65	03/09/02	at BOS 2-3 L	27-26-9-3	66	65
66	03/11/02	at CAR 3-3 T	27-26-10-367	66	66
67	03/13/02	at FLA 3-3 T	27-26-11-368	67	67
68	03/14/02	at TB 2-3 L	27-27-11-368	68	68
69	03/16/02	at CLB 1-3 L	27-28-11-368	68	69
70	03/18/02	at MIN 2-4 L	27-29-11-368	68	70
71	03/21/02	vs. SJ 1-4 L	27-30-11-368	68	71
72	03/23/02	at EDM 1-3 L	27-31-11-368	68	72
73	03/25/02	at CLB 6-1 W	28-31-11-370	74	73
74	03/28/02	vs. DAL 2-2 T	28-31-12-371	74	74
75	03/30/02	at LA 5-3 W	29-31-12-373	75	75
76	04/02/02	vs. ATL 4-2 W	30-31-12-375	76	76
77	04/04/02	vs. MIN 4-3 W	31-31-12-377	77	77
78	04/06/02	at NSH 1-3 L	31-32-12-377	77	78
79	04/07/02	at CHI 2-3 L	31-33-12-377	77	79
80	04/09/02	vs. PHX 2-4 L	31-34-12-377	77	80
81	04/12/02	at EDM 2-0 W	32-34-12-379	79	81
82	04/13/02	vs. VAN 1-4 L	32-35-12-379	79	82

GAME-BY-GAME RESULTS

2000-01

DATE	OPP.	RESULT	RECORD	PTS
1 10/05/00	vs. DET 3-4 L	0-1-0-0	0	0
2 10/10/00	vs. COL 1-3 L	0-2-0-0	0	0
3 10/12/00	vs. CLB 2-3 L	0-3-0-0	0	0
4 10/14/00	at NYI 2-0 W	1-3-0-0	2	4
5 10/15/00	at DET 4-2 W	2-3-0-0	4	4
6 10/18/00	at VAN 1-4 L	2-4-0-0	4	4
7 10/20/00	vs. BOS 3-2 W	3-4-0-0	6	7
8 10/21/00	vs. TOR 1-2 L	3-5-0-0	6	6
9 10/24/00	vs. PHX 2-2 T	3-5-1-0	7	7
10 10/26/00	at STL 3-4 L	3-6-1-0	7	7
11 10/27/00	at MIN 1-3 L	3-7-1-0	7	7
12 10/29/00	vs. ANA 3-6 L	3-8-1-0	7	7
13 11/01/00	at EDM 2-3 L	3-9-1-0	7	7
14 11/04/00	vs. PIT 1-1 T	3-9-2-0	8	8
15 11/05/00	vs. MIN 2-3 L/OT	3-9-2-1	9	9
16 11/08/00	at MIN 1-0 W	4-9-2-1	11	11
17 11/10/00	at FLA 3-3 T	4-9-3-1	12	12
18 11/11/00	at TB 4-3 W	5-9-3-1	14	14
19 11/13/00	at BUF 2-3 L/OT	5-9-3-2	15	15
20 11/16/00	vs. CHI 2-5 L	5-10-3-2	15	15
21 11/18/00	vs. NYR 4-5 L/OT	5-10-3-3	16	16
22 11/19/00	at EDM 0-2 L	5-11-3-3	16	16
23 11/22/00	at MIN 1-1 T	5-11-4-3	17	17
24 11/24/00	vs. ANA 2-2 T	5-11-5-3	18	18
25 11/25/00	at COL 2-3 L/OT	5-11-5-4	19	19
26 11/28/00	at NSH 1-6 L	5-12-5-4	19	19
27 11/29/00	at DAL 4-3 W	6-12-5-4	21	21
28 12/02/00	vs. MTL 1-1 T	6-12-6-4	22	22
29 12/04/00	vs. SJ 0-8 L	6-13-6-4	22	22
30 12/07/00	vs. NSH 3-0 W	7-13-6-4	24	24
31 12/09/00	vs. CAR 7-2 W	8-13-6-4	26	26
32 12/13/00	at MTL 3-1 W	9-13-6-4	28	28
33 12/14/00	at OTT 2-4 L	9-14-6-4	28	28
34 12/16/00	at TOR 6-5 W/OT	10-14-6-4	30	30
35 12/19/00	at COL 3-0 W	11-14-6-4	32	32
36 12/20/00	at PHX 2-4 L	11-15-6-4	32	32
37 12/22/00	vs. EDM 1-1 T	11-15-7-4	33	33
38 12/29/00	vs. VAN 5-0 W	12-15-7-4	35	35
39 12/31/00	vs. MTL 5-4 W/OT	13-15-7-4	37	37
40 01/03/01	at SJ 1-0 W	14-15-7-4	39	39
41 01/05/01	at ANA 4-4 T	14-15-8-4	40	40
42 01/06/01	at LA 0-5 L	14-16-8-4	40	40
43 01/11/01	vs. NSH 2-1 W	15-16-8-4	42	42
44 01/13/01	at OTT 2-5 L	15-17-8-4	42	42
45 01/14/01	at VAN 1-5 L	15-18-8-4	42	42
46 01/17/01	at SJ 4-4 T	15-18-9-4	43	43
47 01/21/01	vs. DET 4-2 W	16-18-9-4	45	45
48 01/23/01	vs. PHX 2-4 L	16-19-9-4	45	45
49 01/25/01	at LA 3-0 W	17-19-9-4	47	47
50 01/27/01	vs. VAN 3-5 L	17-20-9-4	47	47
51 01/30/01	vs. EDM 3-5 L	17-21-9-4	47	47
52 02/01/01	vs. CHI 5-5 W	18-21-9-4	49	49
53 02/06/01	vs. SJ 1-1 T	18-21-10-450	49	49
54 02/09/01	at COL 5-3 W	19-21-10-452	51	51
55 02/10/01	at VAN 4-1 W	20-21-10-454	53	53
56 02/13/01	vs. WSH 4-4 T	20-21-11-455	53	53
57 02/15/01	at STL 1-4 L	20-22-11-455	53	53
58 02/18/01	at PHX 4-1 W	21-22-11-457	55	55
59 02/19/01	at ANA 2-6 L	21-23-11-457	55	55
60 02/22/01	at LA 0-2 L	21-24-11-457	55	55
61 02/24/01	vs. EDM 1-3 L	21-25-11-457	55	55
62 02/26/01	vs. DAL 3-2 W	22-25-11-459	57	57
63 03/01/01	vs. MIN 1-1 T	22-25-12-460	57	57
64 03/03/01	vs. STL 3-2 W/OT	23-25-12-462	59	59
65 03/06/01	vs. TOR 1-3 L	23-26-12-462	59	59
66 03/08/01	at PHI 2-5 L	23-27-12-462	59	59
67 03/10/01	at PIT 3-6 L	23-28-12-462	59	59
68 03/11/01	at ATL 3-3 T	23-28-13-463	60	60
69 03/14/01	at CLB 0-3 L	23-29-13-463	60	60
70 03/15/01	at DET 2-5 L	23-30-13-463	60	60
71 03/17/01	vs. STL 2-2 T	23-30-14-464	61	61
72 03/19/01	vs. NJ 2-4 L	23-31-14-464	61	61
73 03/22/01	vs. PHI 3-1 W	24-31-14-466	63	63
74 03/24/01	at CLB 4-6 L	24-32-14-466	63	63
75 03/25/01	at CHI 3-1 W	25-32-14-468	65	65
76 03/27/01	vs. CLB 3-0 W	26-32-14-470	67	67
77 03/29/01	vs. COL 0-1 L	26-33-14-470	67	67
78 03/31/01	vs. DAL 0-2 L	26-34-14-470	67	67
79 04/02/01	at DAL 4-4 T	26-34-15-471	67	67
80 04/04/01	at CHI 5-2 W	27-34-15-473	69	69
81 04/05/01	at NSH 0-4 L	27-35-15-473	69	69
82 04/07/01	vs. LA 2-3 L	27-36-15-473	69	69

1999-2000

DATE	OPP.	RESULT	RECORD	PTS
1 10/09/98	vs. SJ 3-3 T	0-0-1	1	1
2 10/10/98	at SJ 5-3 W	1-0-1	3	3
3 10/16/98	vs. TOR 3-7 L	1-1-1	3	3
4 10/18/98	at DET 0-2 L	1-2-1	3	3
5 10/20/98	at DAL 1-3 L	1-3-1	3	3
6 10/23/98	at NSH 4-3 W	2-3-1	5	5
7 10/24/98	at STL 3-4 W	2-4-1	5	5
8 10/28/98	vs. PIT 2-5 L	2-5-1	5	5
9 10/30/98	vs. WSH 0-0 T	2-5-2	6	6
10 11/01/98	at CHI 4-1 W	3-5-2	8	8
11 11/03/98	at DET 5-2 W	4-5-2	10	10
12 11/06/98	vs. NSH 1-2 L	4-6-2	10	10
13 11/08/98	vs. COL 3-1 W	5-6-2	12	12
14 11/10/98	vs. LA 5-4 W/OT	6-6-2	14	14
15 11/12/98	vs. VAN 3-4 L	6-7-2	14	14
16 11/14/98	vs. ANA 0-1 L	6-8-2	14	14
17 11/16/98	vs. DET 5-3 W	7-8-2	16	16
18 11/19/98	at MTL 3-4 L	7-9-2	16	16
19 11/21/98	at OTT 1-4 L	7-10-2	16	16
20 11/23/98	at TOR 2-3 L	7-11-2	16	16
21 11/25/98	at NSH 3-4 L	7-12-2	16	16
22 11/27/98	vs. EDM 2-3 L	7-13-2	16	16
23 11/28/98	vs. CHI 5-4 W	8-13-2	18	18
24 12/03/98	vs. TB 4-1 W	9-13-2	20	20
25 12/05/98	vs. PHX 2-3 L	9-14-2	20	20
26 12/07/98	vs. DAL 2-3 L	9-15-2	20	20
27 12/11/98	at TB 2-1 W	10-15-2	22	22
28 12/12/98	at FLA 4-2 W	11-15-2	24	24
29 12/14/98	at NYR 2-5 L	11-16-2	24	24
30 12/17/98	at PHI 3-3 T	11-16-3	25	25
31 12/18/98	at NJ 5-2 W	12-16-3	27	27
32 12/22/98	vs. VAN 3-5 L	12-17-3	27	27
33 12/23/98	at VAN 2-5 L	12-18-3	27	27
34 12/27/98	vs. COL 1-2 L	12-19-3	27	27
35 12/29/98	vs. PHI 3-4 L/OT	12-20-3	27	27
36 12/31/98	vs. MTL 1-2 L	12-21-3	27	27
37 01/02/99	at BUF 1-7 L	12-22-3	27	27
38 01/04/99	at BOS 1-5 L	12-23-3	27	27
39 01/05/99	at PIT 1-5 L	12-24-3	27	27
40 01/08/99	vs. DAL 1-0 W	13-24-3	29	29
41 01/10/99	vs. FLA 1-2 L	13-25-3	29	29
42 01/13/99	at ANA 2-1 W	14-25-3	31	31
43 01/14/99	at LA 0-3 L	14-26-3	31	31
44 01/16/99	at SJ 3-3 T	14-26-4	32	32
45 01/19/99	vs. DET 3-1 W	15-26-4	34	34
46 01/21/99	at COL 2-4 L	15-27-4	34	34
47 01/28/99	vs. CHI 6-6 T	15-27-5	35	35
48 01/30/99	vs. STL 4-3 W/OT	16-27-5	37	37
49 02/01/99	at DAL 2-2 T	16-27-6	38	38
50 02/02/99	at PHX 2-2 T	16-27-7	39	39
51 02/04/99	vs. NSH 2-2 T	16-27-8	40	40
52 02/06/99	vs. OTT 1-2 L	16-28-8	40	40
53 02/08/99	vs. EDM 2-1 W	17-28-8	42	42
54 02/09/99	at COL 2-1 W	18-28-8	44	44
55 02/12/99	vs. BOS 4-3 W	19-28-8	46	46
56 02/19/99	vs. ANA 6-3 W	20-28-8	48	48
57 02/20/99	vs. LA 2-2 T	20-28-9	49	49
58 02/22/99	vs. NYR 6-2 W	21-28-9	51	51
59 02/24/99	vs. BUF 2-2 T	21-28-10	52	52
60 02/26/99	vs. STL 2-4 L	21-29-10	52	52
61 03/01/99	vs. SJ 1-2 L	21-30-10	52	52
62 03/05/99	at VAN 5-1 W	22-30-10	54	54
63 03/06/99	at LA 4-1 W	23-30-10	56	56
64 03/09/99	at STL 7-4 W	24-30-10	58	58
65 03/12/99	at CAR 1-2 L	24-31-10	58	58
66 03/13/99	at WSH 5-4 W/OT	25-31-10	60	60
67 03/16/99	at NSH 4-2 W	26-31-10	62	62
68 03/17/99	at CHI 1-3 L	26-32-10	62	62
69 03/21/99	vs. NYI 2-1 W	27-32-10	64	64
70 03/22/99	at EDM 2-2 T	27-32-11	65	65
71 03/25/99	vs. MTL 2-1 W	28-32-11	67	67
72 03/27/99	at PHX 1-2 L	28-33-11	67	67
73 03/28/99	at ANA 1-5 L	28-34-11	67	67
74 03/30/99	at COL 3-3 T	28-34-12	68	68
75 04/01/99	vs. PHX 1-4 L	28-35-12	68	68
76 04/03/99	vs. TOR 1-5 L	28-36-12	68	68
77 04/07/99	at EDM 2-4 L	28-37-12	68	68
78 04/09/99	vs. EDM 1-4 L	28-38-12	68	68
79 04/12/99	vs. VAN 0-2 L	28-39-12	68	68
80 04/12/99	at VAN 5-4 W	29-39-12	70	70
81 04/15/99	vs. COL 5-1 W	30-39-12	72	72
82 04/17/99	at EDM 2-3 L	30-40-12	72	72

1998-99

	DATE	OPP.	RESULT	RECORD	PTS
1	10/09/98	vs. SJ	3-3 T	0-0-1	1
2	10/10/98	at SJ	5-3 W	1-0-1	3
3	10/16/98	vs. TOR	3-7 L	1-1-1	3
4	10/18/98	at DET	0-2 L	1-2-1	3
5	10/20/98	at DAL	1-3 L	1-3-1	3
6	10/23/98	at NSH	4-3 W	2-3-1	5
7	10/24/98	at STL	3-4 L	2-4-1	5
8	10/28/98	vs. PIT	2-5 L	2-5-1	5
9	10/30/98	vs. WSH	0-0 T	2-5-2	6
10	11/01/98	at CHI	4-1 W	3-5-2	8
11	11/03/98	at DET	5-2 W	4-5-2	10
12	11/06/98	vs. NSH	1-2 L	4-6-2	10
13	11/08/98	vs. COL	3-1 W	5-6-2	12
14	11/10/98	vs. LA	5-4 W/OT	6-6-2	14
15	11/12/98	vs. VAN	3-4 L	6-7-2	14
16	11/14/98	vs. ANA	0-1 L	6-8-2	14
17	11/16/98	vs. DET	5-3 W	7-8-2	16
18	11/19/98	at MTL	3-4 L	7-9-2	16
19	11/21/98	at OTT	1-4 L	7-10-2	16
20	11/23/98	at TOR	2-3 L	7-11-2	16
21	11/25/98	at NSH	3-4 L	7-12-2	16
22	11/27/98	vs. EDM	2-3 L	7-13-2	16
23	11/28/98	vs. CHI	5-4 W	8-13-2	18
24	12/03/98	vs. TB	4-1 W	9-13-2	20
25	12/05/98	vs. PHX	2-3 L	9-14-2	20
26	12/07/98	vs. DAL	2-3 L	9-15-2	20
27	12/11/98	at TB	2-1 W	10-15-2	22
28	12/12/98	at FLA	4-2 W	11-15-2	24
29	12/14/98	at NYR	2-5 L	11-16-2	24
30	12/17/98	at PHI	3-3 T	11-16-3	25
31	12/18/98	at NJ	5-2 W	12-16-3	27
32	12/22/98	vs. VAN	3-5 L	12-17-3	27
33	12/23/98	at VAN	2-5 L	12-18-3	27
34	12/27/98	vs. COL	1-2 L	12-19-3	27
35	12/29/98	vs. PHI	3-4 L/OT	12-20-3	27
36	12/31/98	vs. MTL	1-2 L	12-21-3	27
37	01/02/99	at BUF	1-7 L	12-22-3	27
38	01/04/99	at BOS	1-5 L	12-23-3	27
39	01/05/99	at PIT	1-5 L	12-24-3	27
40	01/08/99	vs. DAL	1-0 W	13-24-3	29
41	01/10/99	at FLA	1-2 L	13-25-3	29
42	01/13/99	vs. ANA	2-1 W	14-25-3	31
43	01/14/99	at LA	0-3 L	14-26-3	31
44	01/16/99	at SJ	3-3 T	14-26-4	32
45	01/19/99	vs. DET	3-1 W	15-26-4	34
46	01/21/99	at COL	2-4 L	15-27-4	34
47	01/28/99	vs. CHI	6-6 T	15-27-5	35
48	01/30/99	vs. STL	4-3 W/OT	16-27-5	37
49	02/01/99	at DAL	2-2 T	16-27-8	38
50	02/02/99	at PHX	2-2 T	16-27-9	39
51	02/04/99	vs. NSH	2-2 T	16-27-10	40
52	02/06/99	vs. OTT	1-2 L	16-28-10	40
53	02/08/99	vs. EDM	2-1 W	17-28-10	42
54	02/09/99	at COL	2-1 W	18-28-10	44
55	02/12/99	vs. BOS	4-3 W	19-28-10	46
56	02/19/99	vs. ANA	6-3 W	20-28-10	48
57	02/20/99	vs. LA	2-2 T	20-28-11	49
58	02/22/99	vs. NYR	6-2 W	21-28-11	51
59	02/24/99	vs. BUF	2-2 T	21-28-12	52
60	02/26/99	vs. STL	2-4 L	21-29-12	52
61	03/03/99	vs. SJ	1-2 L	21-30-12	52
62	03/05/99	at VAN	5-1 W	22-30-12	54
63	03/06/99	at LA	4-1 W	23-30-12	56
64	03/09/99	at STL	7-4 W	24-30-12	58
65	03/12/99	at CAR	1-2 L	24-31-10	58
66	03/13/99	at WSH	5-4 W/OT	25-31-10	60
67	03/16/99	at NSH	4-2 W	26-31-10	62
68	03/17/99	at CHI	1-3 L	26-32-10	62
69	03/21/99	vs. NYI	2-1 W	27-32-10	64
70	03/22/99	at EDM	2-2 T	27-32-11	65
71	03/25/99	vs. MTL	2-1 W	28-32-11	67
72	03/27/99	at PHX	1-2 L	28-33-11	67
73	03/28/99	at ANA	1-5 L	28-34-11	67
74	03/30/99	at COL	3-3 T	28-34-12	68
75	04/01/99	vs. PHX	1-4 L	28-35-12	68
76	04/01/99	at STL	1-5 L	28-36-12	68
77	04/07/99	at EDM	2-4 L	28-37-12	68
78	04/09/99	vs. EDM	1-4 L	28-38-12	68
79	04/12/99	vs. VAN	0-2 L	28-39-12	68
80	04/12/99	at VAN	5-4 W	29-39-12	70
81	04/15/99	vs. COL	5-1 W	30-39-12	72
82	04/17/99	at EDM	2-3 L	30-40-12	72

GAME-BY-GAME RESULTS

1997-98

DATE	OPP.	RESULT	RECORD	PTS
1 10/01/97	vs. DET	1-3 L	0-1-0	0
2 10/03/97	vs. COL	1-4 L	0-2-0	0
3 10/07/97	vs. TOR	1-2 L	0-3-0	0
4 10/09/97	vs. NYR	1-1 T	0-3-1	1
5 10/12/97	at DET	4-4 T	0-3-2	2
6 10/14/97	at DAL	4-5 L/OT	0-4-2	2
7 10/17/97	vs. COL	6-5 W/OT	1-4-2	4
8 10/18/97	vs. BOS	0-3 L	1-5-2	4
9 10/22/97	at BUF	1-4 L	1-6-2	4
10 10/23/97	at PHI	3-4 L	1-7-2	4
11 10/25/97	at TOR	3-4 L	1-8-2	4
12 10/28/97	vs. PIT	6-3 W	2-8-2	6
13 10/30/97	vs. PHX	4-2 W	3-8-2	8
14 11/01/97	at COL	3-3 T	3-8-3	9
15 11/02/97	at PHX	1-3 L	3-9-3	9
16 11/05/97	vs. TOR	3-4 L	3-10-3	9
17 11/07/97	vs. ANA	3-4 L/OT	3-11-3	9
18 11/09/97	at DET	3-6 L	3-12-3	9
19 11/10/97	at CHI	1-1 T	3-12-4	10
20 11/13/97	vs. CAR	2-4 L	3-13-4	10
21 11/15/97	at EDM	2-2 T	3-13-5	11
22 11/18/97	at NJ	1-2 L	3-14-5	11
23 11/20/97	at FLA	2-1 W	4-14-5	13
24 11/22/97	at TB	3-4 L	4-15-5	13
25 11/23/97	at CAR	3-3 T	4-15-6	14
26 11/27/97	vs. CHI	2-2 T	4-15-7	15
27 11/29/97	vs. ANA	3-2 W/OT	5-15-7	17
28 12/01/97	vs. SJ	3-2 W/OT	6-15-7	19
29 12/03/97	vs. DET	3-4 L	6-16-7	19
30 12/05/97	at DAL	1-4 L	6-17-7	19
31 12/06/97	at STL	3-4 L/OT	6-18-7	19
32 12/09/97	at NYI	3-1 W	7-18-7	21
33 12/10/97	at NYR	4-1 W	8-18-7	23
34 12/12/97	vs. COL	3-1 W	9-18-7	25
35 12/16/97	vs. CHI	4-3 W/OT	10-18-7	27
36 12/18/97	at DAL	1-2 L	10-19-7	27
37 12/20/97	at LA	1-4L	10-20-7	27
38 12/22/97	at ANA	1-5 L	10-21-7	27
39 12/23/97	at PHX	2-2 T	10-21-8	28
40 12/27/97	vs. PHI	5-2 W	11-21-8	30
41 12/29/97	vs. PHX	3-5 L	11-22-8	30
42 12/31/97	vs. MTL	2-3 L	11-23-8	30
43 01/03/98	at STL	3-4 L	11-24-8	30
44 01/05/98	at CHI	1-1 T	11-24-9	31
45 01/06/98	at COL	3-1 W	12-24-9	33
46 01/09/98	vs. FLA	3-3 T	12-24-10	34
47 01/10/98	vs. STL	1-5 L	12-25-10	34
48 01/14/98	at EDM	2-5 L	12-26-10	34
49 01/20/98	at LA	3-4 L	12-27-10	34
50 01/21/98	at SJ	1-7 L	12-28-10	34
51 01/24/98	vs. VAN	5-2 W	12-28-10	36
52 01/28/98	at ANA	5-2 W	14-28-10	38
53 01/29/98	at LA	3-5 L	14-29-10	38
54 01/31/98	vs. NJ	2-2 T	14-29-11	39
55 02/03/98	vs. LA	3-6 L	14-30-11	39
56 02/05/98	vs. SJ	4-2 W	15-30-11	41
57 02/07/98	vs. EDM	4-2 W	16-30-11	43
58 02/27/98	vs. VAN	4-4 T	16-30-12	44
59 03/01/98	vs. OTT	2-1 W	17-30-12	46
60 03/03/98	vs. TB	2-1 W	18-30-12	48
61 03/05/98	at VAN	6-2 W	19-30-12	50
62 03/07/98	at OTT	1-2 L	19-31-12	50
63 03/09/98	at WSH	2-1 W	19-32-10	52
64 03/11/98	at PIT	1-4 L	19-33-10	52
65 03/12/98	at BOS	5-2 W	20-33-12	52
66 03/14/98	at TOR	1-2 L	20-34-12	52
67 03/16/98	at MTL	3-3 T	20-34-13	53
68 03/20/98	vs. NYI	4-1 W	21-34-13	55
69 03/22/98	vs. STL	5-3 W	22-34-13	57
70 03/24/98	vs. BUF	0-2 L	22-35-13	57
71 03/26/98	vs. WSH	3-2 W	23-35-13	59
72 03/28/98	vs. LA	5-2 W	24-35-13	61
73 03/30/98	at EDM	1-3 L	24-36-13	61
74 04/01/98	vs. DAL	3-1 W	25-36-13	63
75 04/05/98	at ANA	3-3 T	25-36-14	64
76 04/07/98	at SJ	0-6 L	25-37-14	64
77 04/09/98	vs. VAN	3-6 L	25-38-14	64
78 04/11/98	vs. EDM	4-5 L	25-39-14	64
79 04/13/98	at LA	2-4 L	25-40-14	64
80 04/15/98	vs. SJ	3-3 T	25-40-15	65
81 04/17/98	at VAN	4-2 W	26-40-15	67
82 04/18/98	at SJ	1-4 L	26-41-15	67

1996-97

DATE	OPP.	RESULT	RECORD	PTS
1 10/05/96	at VAN	1-3 L	0-1-0	0
2 10/06/96	vs. BUF	3-0 W	1-1-0	2
3 10/09/96	vs. STL	1-3 L	1-2-0	2
4 10/11/96	at DET	2-1 W	2-2-0	4
5 10/13/96	at PHI	1-0 W	3-2-0	6
6 10/14/96	at NYR	4-5 L	3-3-0	6
7 10/16/96	at MTL	2-4 L	3-4-0	6
8 10/20/96	vs. EDM	6-3 W	4-4-0	8
9 10/22/96	vs. COL	5-1 W	5-4-0	10
10 10/24/96	vs. PIT	7-5 W	6-4-0	12
11 10/26/96	at LA	0-0 T	6-4-1	13
12 10/27/96	at ANA	4-1 W	7-4-1	15
13 10/30/96	at SJ	1-3 L	7-5-1	15
14 11/01/96	vs. PHX	2-3 L/OT	7-6-1	15
15 11/02/96	at VAN	3-4 L	7-7-1	15
16 11/09/96	vs. STL	2-3 L	7-8-1	15
17 11/13/96	at DAL	3-3 T	7-8-2	16
18 11/14/96	at CHI	2-1 W/OT	8-8-2	18
19 11/16/96	at STL	0-2 L	8-9-2	18
20 11/18/96	vs. NYR	5-3 W	9-9-2	20
21 11/20/96	at DAL	1-3 L	9-10-2	20
22 11/22/96	vs. CHI	2-5 L	9-11-2	20
23 11/23/96	at EDM	2-3 L	9-12-2	20
24 11/26/96	vs. EDM	1-10 L	9-13-2	20
25 11/28/96	vs. LA	2-0 W	10-13-2	22
26 11/30/96	at PHX	1-3 L	10-14-2	22
27 12/03/96	at NYI	1-3 L	10-15-2	22
28 12/05/96	at NJ	1-2 L	10-16-2	22
29 12/07/96	at BOS	1-1 T	10-16-3	23
30 12/10/96	vs. OTT	5-5 T	10-16-4	24
31 12/12/96	at LA	5-1 W	11-16-4	26
32 12/14/96	vs. COL	4-1 W	12-16-4	28
33 12/16/96	vs. NJ	0-5 L	12-17-4	28
34 12/18/96	vs. DET	3-3 T	12-17-5	29
35 12/20/96	at ANA	0-7 L	12-18-5	29
36 12/22/96	at PHX	7-2 W	13-18-5	31
37 12/23/96	at COL	3-4 L	13-19-5	31
38 12/29/96	vs. PHI	2-4 L	13-20-5	31
39 12/31/96	vs. SJ	1-5 L	13-21-5	31
40 01/02/97	at COL	2-3 L	13-22-5	31
41 01/04/97	at SJ	4-3 W	14-22-5	33
42 01/07/97	vs. TOR	4-3 W/OT	15-22-5	35
43 01/09/97	vs. HFD	3-2 W	16-22-5	37
44 01/11/97	vs. FLA	1-4 L	16-23-5	37
45 01/15/97	vs. ANA	2-1 W	17-23-5	39
46 01/17/97	at PIT	2-4 L	17-24-5	39
47 01/22/97	at TOR	3-5 L	17-25-5	39
48 01/24/97	at OTT	2-2 T	17-25-6	40
49 01/28/97	vs. NYI	4-3 W	18-25-6	42
50 01/30/97	vs. SJ	3-6 L	18-26-6	42
51 02/01/97	vs. VAN	3-0 W	19-26-6	44
52 02/03/97	vs. LA	2-3 L	19-27-6	44
53 02/05/97	at EDM	2-5 L	19-28-6	44
54 02/07/97	vs. WSH	5-2 W	20-28-6	46
55 02/09/97	vs. ANA	6-1 W	21-28-6	48
56 02/11/97	vs. BOS	5-1 W	22-28-6	50
57 02/13/97	vs. EDM	3-2 W/OT	23-28-6	52
58 02/15/97	vs. TOR	3-0 W	24-28-6	54
59 02/18/97	at BUF	5-5 T	24-28-7	55
60 02/19/97	at DET	0-4 L	24-29-7	55
61 02/21/97	at DAL	2-4 L	24-30-7	55
62 02/23/97	at STL	5-3 W	25-30-7	57
63 02/26/97	vs. PHX	2-5 L	25-31-7	57
64 02/28/97	vs. MTL	3-2 W	26-31-7	59
65 03/01/97	vs. DAL	4-1 W	27-31-7	61
66 03/04/97	at WSH	1-2 L	27-32-7	61
67 03/05/97	at HFD	0-2 L	27-33-7	61
68 03/07/97	at FLA	3-1 W	28-33-7	63
69 03/09/97	at TB	1-2 L/OT	28-34-7	63
70 03/12/97	at COL	3-2 W	29-34-7	65
71 03/15/97	at LA	5-2 W	30-34-7	67
72 03/16/97	at ANA	2-2 T	30-34-8	68
73 03/19/97	vs. SJ	4-2 W	31-34-8	70
74 03/21/97	vs. TB	3-4 L/OT	31-35-8	70
75 03/25/97	vs. ANA	3-2 W	32-35-8	72
76 03/29/97	vs. VAN	2-5 L	32-36-8	72
77 04/02/97	vs. COL	1-5 L	32-37-8	72
78 04/04/97	at VAN	3-3 T	32-37-9	73
79 04/06/97	vs. CHI	1-2 L	32-38-9	73
80 04/08/97	vs. DET	2-3 L	32-39-9	73
81 04/11/97	at CHI	3-7 L	32-40-9	73
82 04/12/97	at TOR	1-4 L	32-41-9	73

1995-96

DATE	OPP.	RESULT	RECORD	PTS
1 10/07/95	at TB	3-3 T	0-0-1	1
2 10/08/95	at FLA	3-4 L	0-1-1	1
3 10/10/95	at DAL	3-7 L	0-2-1	1
4 10/15/95	at CHI	1-1 T	0-2-2	2
5 10/17/95	at DET	3-3 T	0-2-3	3
6 10/19/95	at TOR	2-4 L	0-3-3	3
7 10/20/95	at OTT	3-4 L/OT	0-4-3	3
8 10/25/95	at COL	2-3 L	0-5-3	3
9 10/27/95	vs. DET	0-3 L	0-6-3	3
10 10/29/95	at ANA	2-7 L	0-7-3	3
11 10/31/95	at LA	2-1 W	1-7-3	5
12 11/01/95	at COL	1-6 L	1-8-3	5
13 11/04/95	vs. VAN	4-4 T	1-8-4	6
14 11/06/95	at NYR	2-4 L	1-9-4	6
15 11/08/95	at PHI	1-3 L	2-9-4	8
16 11/09/95	at PHI	1-3 L	2-10-4	8
17 11/11/95	vs. MTL	0-4 L	2-11-4	8
18 11/14/95	vs. EDM	4-2 W	3-11-4	10
19 11/18/95	vs. COL	3-5 L	3-12-4	10
20 11/19/95	at COL	2-5 L	3-13-4	10
21 11/21/95	vs. ANA	2-3 L	3-14-4	10
22 11/24/95	vs. EDM	2-5 L	3-15-4	10
23 11/26/95	vs. CHI	2-2 T	3-15-5	11
24 11/29/95	at SJ	5-3 W	4-15-5	13
25 12/01/95	at EDM	8-2 W	5-15-5	15
26 12/03/95	at WPG	2-5 L	5-16-5	15
27 12/05/95	vs. STL	1-1 T	5-16-6	16
28 12/09/95	vs. VAN	3-4 L	5-17-6	16
29 12/11/95	vs. LA	6-2 W	6-17-6	18
30 12/13/95	at DAL	8-4 W	7-17-6	20
31 12/14/95	at STL	3-3 T	7-17-7	21
32 12/16/95	at BOS	3-6 L	7-18-7	21
33 12/19/95	at PIT	1-7 L	7-19-7	21
34 12/20/95	at HFD	3-2 W	8-19-7	23
35 12/22/95	vs. DET	1-5 L	8-20-7	23
36 12/26/95	at VAN	4-2 W	9-20-7	25
37 12/27/95	vs. TOR	4-0 W	10-20-7	27
38 12/29/95	vs. PHI	2-3 L	10-21-7	27
39 12/31/95	vs. NYR	3-1 W	11-21-7	29
40 01/02/96	vs. TB	10-0 W	12-21-7	31
41 01/05/96	vs. LA	1-3 L	12-22-7	31
42 01/06/96	vs. FLA	2-0 W	13-22-7	33
43 01/10/96	vs. HFD	3-2 W/OT	14-22-7	35
44 01/12/96	vs. BUF	3-1 W	15-22-7	37
45 01/14/96	at COL	4-4 T	15-22-8	38
46 01/16/96	at LA	5-5 T	15-22-9	39
47 01/17/96	at ANA	4-1 W	16-22-9	41
48 01/24/96	vs. NYI	4-1 W	17-22-9	43
49 01/26/96	vs. DAL	2-4 L	17-23-9	43
50 01/30/96	vs. EDM	3-2 W/OT	18-23-9	4

GAME-BY-GAME RESULTS

1994-95

DATE	OPP.	RESULT	RECORD	PTS
1 01/20/95	at WPG	3-3 T	0-0-1	1
2 01/22/95	at DET	4-1 W	1-0-1	3
3 01/24/95	vs. STL	6-4 W	2-0-1	5
4 01/26/95	at DET	1-5 L	2-1-1	5
5 01/28/95	at TOR	1-2 L	2-2-1	5
6 02/01/95	vs. DET	2-1 W	3-2-1	7
7 02/03/95	vs. CHI	3-4 L/OT	3-3-1	7
8 02/04/95	vs. TOR	4-1 W	4-3-1	9
9 02/06/95	vs. WPG	4-5 L	4-4-1	9
10 02/09/95	vs. ANA	5-1 W	5-4-1	11
11 02/11/95	at DAL	6-0 W	6-4-1	13
12 02/13/95	at STL	2-4 L	6-5-1	13
13 02/16/95	at CHI	2-2 T	6-5-2	14
14 02/18/95	vs. DAL	3-2 W/OT	7-5-2	16
15 02/20/95	vs. DAL	1-2 L	7-6-2	16
16 02/23/95	at LA	3-3 T	7-6-3	17
17 02/24/95	at SJ	3-0 W	8-6-3	19
18 02/26/95	at ANA	5-3 W	9-6-3	21
19 02/28/95	vs. EDM	5-2 W	10-6-3	23
20 03/02/95	vs. VAN	2-2 T	10-6-4	24
21 03/04/95	at TOR	2-3 L	10-7-4	24
22 03/05/95	at WPG	2-3 L	10-8-4	24
23 03/07/95	at CHI	6-3 W	11-8-4	26
24 03/09/95	at STL	1-5 L	11-9-4	26
25 03/12/95	at DAL	4-4 T	11-9-5	27
26 03/15/95	vs. ANA	0-5 L	11-10-5	27
27 03/17/95	vs. WPG	8-4 W	12-10-5	29
28 03/19/95	vs. SJ	3-5 L	12-11-5	29
29 03/20/95	at EDM	2-5 L	12-12-5	29
30 03/22/95	vs. STL	4-3 W	13-12-5	31
31 03/24/95	vs. DET	3-2 W	14-12-5	33
32 03/26/95	vs. VAN	2-0 W	15-12-5	35
33 03/28/95	vs. LA	3-5 L	15-13-5	35
34 03/31/95	at EDM	6-2 W	16-13-5	37
35 04/04/95	vs. CHI	3-2 W	17-13-5	39
36 04/07/95	vs. LA	7-4 W	18-13-5	41
37 04/08/95	vs. VAN	2-4 L	18-14-5	41
38 04/10/95	vs. SJ	8-3 W	19-15-5	43
39 04/12/95	at LA	4-1 W	20-15-5	45
40 04/13/95	at ANA	2-4 L	20-16-5	45
41 04/15/95	at EDM	4-2 W	21-16-5	47
42 04/17/95	vs. LA	5-2 W	22-16-5	49
43 04/20/95	at VAN	2-2 T	22-16-6	50
44 04/24/95	at ANA	1-2 L	22-17-6	50
45 04/25/95	at SJ	3-2 W	23-17-6	52
46 04/29/95	vs. TOR	2-2 T	23-17-7	53
47 04/30/95	at VAN	4-6 L	23-17-7	53
48 05/03/95	vs. EDM	5-3 W	24-17-7	55

1993-94

DATE	OPP.	RESULT	RECORD	PTS
1 10/5/93	vs. NYI	2-1 W	1-0-0	2
2 10/7/93	vs. SJ	6-2 W	2-0-0	4
3 10/9/93	at VAN	5-1 W	3-0-0	6
4 10/14/93	at SJ	2-1 W	4-0-0	8
5 10/16/93	at LA	4-8 L	4-1-0	8
6 10/17/93	at ANA	2-2 T	4-1-1	9
7 10/20/93	at EDM	5-3 W	5-1-1	11
8 10/21/93	vs. VAN	3-6 L	5-2-1	11
9 10/23/93	vs. BOS	3-3 T	5-2-2	12
10 10/25/93	vs. WSH	3-2 W/OT	6-2-2	14
11 10/27/93	vs. BUF	3-5 L	6-3-2	14
12 10/30/93	vs. EDM	4-1 W	7-3-2	16
13 10/31/93	at WPG	4-3 W	8-3-2	18
14 11/3/93	at HFD	6-3 W	9-3-2	20
15 11/4/93	at BOS	3-6 L	9-4-2	20
16 11/6/93	at MTL	4-3 W	10-4-2	22
17 11/9/93	vs. LA	3-2 W	11-4-2	24
18 11/11/93	vs. ANA	5-4 W	12-4-2	26
19 11/13/93	at VAN	4-3 W	13-4-2	28
20 11/15/93	vs. WPG	7-2 W	14-4-2	30
21 11/18/93	at STL	3-3 T	14-4-3	31
22 11/20/93	at DAL	3-4 L	14-5-3	31
23 11/22/93	vs. ANA	1-2 L	14-6-3	31
24 11/24/93	vs. TOR	5-3 W	15-6-3	33
25 11/26/93	vs. CHI	3-6 L	15-7-3	33
26 11/30/93	vs. DAL	2-2 T	15-7-4	34
27 12/4/93	vs. PHI	6-0 W	16-7-4	36
28 12/6/93	at OTT	6-1 W	17-7-4	38
29 12/7/93	at QUE	4-4 T	17-7-5	39
30 12/10/93	at BUF	2-6 L	17-8-5	39
31 12/11/93	at TOR	1-3 L	17-9-5	39
32 12/14/93	vs. VAN	8-4 W	18-9-5	41
33 12/17/93	vs. STL	3-4 L	18-10-5	41
34 12/18/93	vs. WPG	5-4 W/OT	19-10-5	43
35 12/20/93	vs. LA	4-5 L/OT	19-11-5	43
36 12/22/93	at EDM	3-7 L	19-12-5	43
37 12/23/93	at VAN	3-4 L	19-13-5	43
38 12/28/93	at SJ	3-3 T	19-13-6	44
39 12/30/93	vs. EDM	7-1 W	20-13-6	46
40 12/31/93	vs. MTL	2-5 L	20-14-6	46
41 01/02/94	at STL	3-4 L/OT	20-15-6	46
42 01/05/94	at NYR	4-1 W	21-15-6	48
43 01/07/94	at NYI	2-6 L	21-16-6	48
44 01/08/94	at PIT	2-2 T	21-16-7	49
45 01/11/94	vs. QUE	1-0 W	22-16-7	51
46 01/15/94	vs. OTT	10-0 W	23-16-7	53
47 01/17/94	at SJ	2-3 L	23-17-7	53
48 01/19/94	at VAN	4-3 W	24-17-7	55
49 01/24/94	vs. LA	3-3 T	24-17-8	56
50 01/26/94	vs. DAL	2-3 L	24-18-8	56
51 01/28/94	vs. NJ	2-2 T	24-18-9	57
52 01/29/94	vs. STL	3-5 L	24-19-9	57
53 02/02/94	at ANA	4-2 W	25-19-9	59
54 02/05/94	at LA	5-4 W/OT	26-19-9	61
55 02/07/94	vs. EDM	4-3 W	27-19-9	63
56 02/09/94	at EDM	6-1 W	28-19-9	65
57 02/11/94	vs. HFD	4-1 W	29-19-9	67
58 02/12/94	vs. TOR	3-2 W	30-19-9	69
59 02/14/94	vs. CHI	2-4 L	30-20-9	69
60 02/18/94	at DAL	2-4 L	30-21-9	69
61 02/20/94	at WPG	5-2 W	31-21-9	71
62 02/22/94	at VAN	4-4 T	31-21-10	72
63 02/24/94	vs. TB	0-4 L	31-22-10	72
64 02/26/94	vs. LA	4-2 W	32-22-10	74
65 03/01/94	at DET	2-5 L	32-23-10	74
66 03/03/94	at CHI	2-4 L	32-24-10	74
67 03/05/94	at NJ	3-6 L	32-25-10	74
68 03/06/94	at WSH	4-4 T	32-25-11	75
69 03/09/94	vs. DET	1-5 L	32-26-11	75
70 03/11/94	vs. FLA	4-2 W	33-26-11	77
71 03/12/94	vs. SJ	2-0 W	34-26-11	79
72 03/15/94	at TB	7-3 W	35-26-11	81
73 03/16/94	at FLA	1-2 L	35-27-11	81
74 03/20/94	at TOR	6-3 W	36-27-11	83
75 03/22/94	vs. NYR	4-4 T	36-27-12	84
76 03/26/94	vs. PIT	5-3 W	37-27-12	86
77 03/31/94	at PHI	4-1 W	38-27-12	88
78 04/02/94	at DET	3-3 T	38-27-13	89
79 04/03/94	at CHI	1-2 L	38-28-13	89
80 04/06/94	vs. ANA	4-2 W	39-28-13	91
81 04/08/94	vs. SJ	5-2 W	40-28-13	93
82 04/09/94	vs. DET	4-2 W	41-28-13	95
83 04/11/94	at ANA	3-0 W	42-28-13	97
84 04/13/94	at LA	4-6 L	42-29-13	97

1992-93

	DATE	OPP.	RESULT	RECORD	PTS
1	10/06/92	vs. LA	4-5 L	0-1-0	0
2	10/08/92	vs. EDM	7-2 W	1-1-0	2
3	10/10/92	vs. TOR	3-2 W	2-1-0	4
4	10/13/92	at MNS	4-3 W	3-1-0	6
5	10/15/92	at LA	0-4 L	3-2-0	6
6	10/17/92	at SJ	6-2 W	4-2-0	8
7	10/20/92	vs. LA	6-2 W	5-2-0	10
8	10/22/92	vs. BOS	2-4 L	5-3-0	10
9	10/25/92	at EDM	4-0 W	6-3-0	12
10	10/28/92	at WPG	7-5 W	7-3-0	14
11	10/30/92	vs. WSH	1-3 L	7-4-0	14
12	10/31/92	vs. MNS	5-3 W	8-4-0	16
13	11/02/92	vs. VAN	5-3 W	9-4-0	18
14	11/04/92	at VAN	5-5 T	9-4-1	19
15	11/06/92	vs. OTT	8-4 W	10-4-1	21
16	11/08/92	at QUE	5-5 T	10-4-2	22
17	11/09/92	at MTL	2-5 L	10-5-2	22
18	11/11/92	at HFD	4-3 W	11-5-2	24
19	11/12/92	at BOS	3-5 L	11-6-2	24
20	11/14/92	at TB	5-3 W	12-6-2	26
21	11/19/92	vs. VAN	4-3 W	13-6-2	28
22	11/21/92	vs. NYI	3-4 L	13-7-2	28
23	11/25/92	vs. SJ	3-4 L/OT	13-8-2	28
24	11/27/92	vs. TB	3-2 W/OT	14-8-2	30
25	11/28/92	vs. CHI	2-5 L	14-9-2	30
26	12/02/92	vs. WPG	3-3 T	14-9-3	31
27	12/04/92	vs. STL	5-3 W	15-9-3	33
28	12/07/92	vs. EDM	6-3 W	16-9-3	35
29	12/08/92	at EDM	1-3 L	16-10-3	35
30	12/11/92	at TOR	6-3 W	17-10-3	37
31	12/12/92	at OTT	1-1 T	17-10-4	38
32	12/14/92	at DET	3-0 W	18-10-4	40
33	12/15/92	at NYR	3-0 W	19-10-4	42
34	12/19/92	vs. LA	5-3 W	20-10-4	44
35	12/21/92	vs. EDM	3-2 W/OT	21-10-4	46
36	12/23/92	at WPG	4-3 W	22-10-4	48
37	12/27/92	at EDM	7-3 W	23-10-4	50
38	12/31/92	vs. MTL	5-3 W	24-10-4	52
39	01/02/93	vs. PHI	7-3 W	25-10-4	54
40	01/05/93	vs. WPG	2-4 L	25-11-4	54
41	01/07/93	at STL	2-3 L/OT	25-12-4	54
42	01/09/93	at PIT	2-3 L	25-13-4	54
43	01/10/93	at BUF	5-6 L	25-14-4	54
44	01/12/93	at NYI	2-8 L	25-15-4	54
45	01/14/93	at PHI	4-4 T	25-15-5	55
46	01/16/93	at MNS	2-4 L	25-16-5	55
47	01/19/93	vs. LA	2-3 L/OT	25-17-5	55
48	01/22/93	vs. WPG	4-4 T	25-17-6	56
49	01/23/93	vs. PIT	3-4 L	25-18-6	56
50	01/26/93	vs. DET	1-9 L	25-19-6	56
51	01/28/93	at LA	2-1 W	26-19-6	58
52	01/30/93	at SJ	5-4 W	27-19-6	60
53	02/02/93	at WSH	6-4 W	28-19-6	62
54	02/03/93	at NJ	5-4 W	29-19-6	64
55	02/10/93	vs. SJ	13-1 W	30-19-6	66
56	02/12/93	vs. QUE	4-4 T	30-19-7	67
57	02/13/93	vs. HFD	4-3 W	31-19-7	69
58	02/16/93	vs. PHI	4-4 T	31-19-8	70
59	02/17/93	at TOR	2-4 L	31-20-8	70
60	02/19/93	at DET	3-3 T	31-20-9	71
61	02/21/93	at CHI	3-4 L	31-21-9	71
62	02/23/93	at SJ	6-3 W	32-21-9	73
63	02/26/93	vs. NYR	4-4 T	32-21-10	74
64	02/27/93	vs. SJ	5-4 W	33-21-10	76
65	03/02/93	at LA	2-6 L	33-22-10	76
66	03/04/93	at STL	1-2 L	33-23-10	76
67	03/06/93	at TB	4-7 L	33-24-10	76
68	03/11/93	vs. DET	6-3 W	34-24-10	78
69	03/13/93	vs. NJ	4-3 W	35-24-10	80
70	03/14/93	vs. VAN	3-2 W	36-24-10	82
71	03/16/93	vs. CHI	0-1 L	36-25-10	82
72	03/21/93	at WPG	2-4 L	36-26-10	82
73	03/24/93	vs. STL	2-4 L	36-27-10	82
74	03/26/93	at VAN	3-1 W	37-27-10	84
75	03/28/93	vs. TOR	0-4 L	37-28-10	84
76	03/30/93	vs. WPG	4-5 L	37-29-10	84
77	04/01/93	vs. MNS	5-3 W	38-29-10	86
78	04/03/93	at SJ	3-2 W/OT	39-29-10	88
79	04/04/93	at SJ	4-3 W	40-29-10	90
80	04/06/93	at LA	3-3 T	40-29-11	91
81	04/09/93	vs. VAN	8-1 W	41-29-11	93
82	04/11/93	at VAN	3-6 L	41-30-11	93
83	04/13/93	at EDM	4-2 W	42-30-11	95
84	04/15/93	vs. SJ	7-3 W	43-30-11	96

GAME-BY-GAME RESULTS

1991-92

DATE	OPP.	RESULT	RECORD	PTS
1 10/04/91	vs. EDM	9-2 W	1-0-0	2
2 10/06/91	at WPG	3-5 L	1-1-0	2
3 10/08/91	at SJ	3-4 L	1-2-0	2
4 10/10/91	at LA	7-1 W	2-2-0	4
5 10/12/91	at EDM	1-3 L	2-3-0	4
6 10/15/91	vs. MNS	6-3 W	3-3-0	6
7 10/17/91	vs. TOR	6-4 W	4-3-0	8
8 10/19/91	at VAN	2-5 L	4-4-0	8
9 10/22/91	at MNS	4-2 W	5-4-0	10
10 10/24/91	at CHI	5-2 W	6-4-0	12
11 10/26/91	at STL	2-2 T	6-4-1	13
12 10/30/91	vs. NJ	2-5 L	6-5-1	13
13 11/01/91	at WPG	7-6 W/OT	7-5-1	15
14 11/04/91	at NYR	0-4 L	7-6-1	15
15 11/06/91	at HFD	3-2 W	8-6-1	17
16 11/07/91	at BOS	4-4 T	8-6-2	18
17 11/09/91	at TOR	6-1 W	9-6-2	20
18 11/12/91	vs. DET	4-5 L/OT	9-7-2	20
19 11/14/91	vs. VAN	2-2 T	9-7-3	21
20 11/16/91	vs. BUF	4-5 L	9-8-3	21
21 11/21/91	vs. VAN	3-2 W	10-8-3	23
22 11/22/91	at VAN	5-6 L/OT	10-9-3	23
23 11/25/91	vs. WPG	3-3 T	10-9-4	24
24 11/28/91	at LA	5-3 W	11-9-4	26
25 11/30/91	vs. SJ	1-2 L	11-10-4	26
26 12/03/91	at DET	2-5 L	11-11-4	26
27 12/05/91	at NJ	3-6 L	11-12-4	26
28 12/07/91	at MTL	1-5 L	11-13-4	26
29 12/08/91	at BUF	4-2 W	12-13-4	28
30 12/10/91	at WSH	1-4 L	12-14-4	28
31 12/14/91	vs. DET	3-4 L/OT	12-15-4	28
32 12/17/91	vs. WPG	7-4 W	13-15-4	30
33 12/19/91	vs. QUE	5-5 T	13-15-5	31
34 12/21/91	at WPG	2-7 L	13-16-5	31
35 12/23/91	at EDM	3-5 L	13-17-5	31
36 12/28/91	vs. PHI	5-1 W	14-17-5	33
37 12/29/91	at LA	6-2 W	15-17-5	35
38 12/31/91	vs. MTL	3-2 W/OT	16-17-5	37
39 01/04/92	vs. EDM	2-3 L	17-17-5	37
40 01/05/92	at EDM	3-2 W	17-18-5	39
41 01/08/92	vs. SJ	10-3 W	18-18-5	41
42 01/10/92	vs. PIT	7-5 W	19-18-5	43
43 01/13/92	at MTL	2-2 T	19-18-6	44
44 01/14/92	at QUE	5-3 W	20-18-6	45
45 01/16/92	at NYR	4-6 L	20-19-6	45
46 01/22/92	vs. NYR	4-4 T	20-19-7	46
47 01/24/92	at SJ	3-2 W	21-19-7	48
48 01/25/92	at LA	3-4 L	21-20-7	48
49 01/27/92	vs. CHI	3-4 L/OT	21-21-7	48
50 01/30/92	at BOS	1-3 L	21-22-7	49
51 02/01/92	at WSH	2-5 L	21-23-7	49
52 02/02/92	at NYI	3-6 L	21-24-7	49
53 02/05/92	vs. QUE	5-3 W	22-24-7	51
54 02/07/92	at WPG	1-4 L	22-25-7	51
55 02/11/92	vs. NYI	1-3 L	22-26-7	51
56 02/13/92	vs. WSH	4-4 T	22-26-8	52
57 02/15/92	at STL	2-7 L	22-27-8	52
58 02/16/92	at CHI	5-5 T	22-27-9	53
59 02/19/92	vs. BOS	6-4 W	23-28-9	55
60 02/21/92	at LA	9-7 W	24-27-9	57
61 02/23/92	at SJ	4-2 W	25-27-9	59
62 02/25/92	vs. BUF	3-5 L	25-28-9	59
63 02/27/92	vs. PHI	0-3 L	25-29-9	59
64 03/01/92	at VAN	0-11 L	25-30-9	59
65 03/03/92	vs. PIT	3-6 L	25-31-9	59
66 03/05/92	vs. TOR	5-5 T	25-31-10	60
67 03/07/92	vs. STL	5-5 L	26-31-10	62
68 03/10/92	at PIT	2-5 L	26-32-10	62
69 03/12/92	at PHI	4-5 L/OT	26-33-10	62
70 03/14/92	vs. VAN	4-6 L	26-34-10	62
71 03/16/92	vs. HFD	3-4 L	26-35-10	62
72 03/19/92	vs. SJ	3-1 W	27-35-10	64
73 03/21/92	at LA	2-5 L	27-36-10	64
74 03/24/92	vs. EDM	4-4 T	27-36-11	65
75 03/26/92	at LA	7-2 W	28-36-11	67
76 03/28/92	vs. MNS	4-3 W	29-36-11	69
77 03/31/92	at EDM	5-2 W	30-36-11	71
78 04/12/92	vs. WPG	3-4 L	30-37-11	71
79 04/15/92	at SJ	4-3 W	31-37-11	73
80 04/16/92	at VAN	4-4 T	31-37-12	74

1990-91

DATE	OPP.	RESULT	RECORD	PTS
1 10/04/90	vs. VAN	3-2 W/OT	1-0-0	2
2 10/06/90	vs. TOR	4-1 W	2-0-0	4
3 10/08/90	at WPG	4-3 W	3-0-0	6
4 10/10/90	at DET	5-6 L/OT	3-1-0	6
5 10/13/90	at NJ	3-5 L	3-2-0	6
6 10/14/90	at CHI	3-1 W	4-2-0	8
7 10/18/90	vs. STL	3-4 L	4-3-0	8
8 10/20/90	vs. BOS	8-1 W	5-3-0	10
9 10/21/90	at EDM	2-1 W	6-3-0	12
10 10/23/90	at LA	4-6 L	6-4-0	12
11 10/25/90	vs. EDM	4-2 W	7-4-0	14
12 10/27/90	vs. WSH	9-4 W	8-4-0	16
13 10/30/90	vs. NJ	6-3 W	9-4-0	18
14 11/01/90	vs. WPG	2-1 W	10-4-0	20
15 11/03/90	at TOR	7-3 W	11-4-0	22
16 11/04/90	at BUF	1-2 L	11-5-0	22
17 11/06/90	at PIT	5-6 L	11-6-0	22
18 11/08/90	at PHI	8-2 W	12-6-0	24
19 11/10/90	at NYI	1-5 L	12-7-0	24
20 11/11/90	at NYR	4-4 T	12-7-1	25
21 11/15/90	vs. NYI	3-4 L/OT	12-8-1	25
22 11/17/90	vs. BUF	3-3 T	12-8-2	26
23 11/19/90	at VAN	6-4 W	13-8-2	28
24 11/22/90	vs. LA	6-3 W	14-8-2	30
25 11/24/90	vs. CHI	3-5 L	14-9-2	30
26 11/28/90	at WPG	2-2 T	14-9-3	31
27 12/01/90	at MTL	5-3 W	15-9-3	33
28 12/02/90	at QUE	5-5 T	15-9-4	34
29 12/05/90	vs. NYR	4-1 W	16-9-4	36
30 12/07/90	vs. QUE	3-5 L	16-10-4	36
31 12/09/90	at EDM	3-2 W	17-10-4	38
32 12/11/90	at MNS	5-4 W	18-10-4	40
33 12/13/90	at WPG	4-1 W	19-10-4	42
34 12/16/90	at VAN	5-2 W	20-10-4	44
35 12/18/90	vs. VAN	2-3 L	20-11-4	44
36 12/20/90	vs. LA	3-4 L/OT	20-12-4	44
37 12/22/90	vs. EDM	2-6 L	20-13-4	44
38 12/27/90	at EDM	1-4 L	20-14-4	44
39 12/29/90	vs. HFD	8-2 W	21-14-4	46
40 12/31/90	vs. MTL	7-2 W	22-14-4	48
41 01/02/91	at WPG	3-3 T	22-14-5	49
42 01/05/91	vs. DET	7-0 W	23-14-5	51
43 01/08/91	at TOR	5-3 W	24-14-5	53
44 01/10/91	at PIT	1-5 L	24-15-5	53
45 01/11/91	at WSH	2-4 L	24-16-5	53
46 01/13/91	at WPG	3-4 L	24-17-5	53
47 01/15/91	vs. WPG	7-5 W	25-17-5	55
48 01/22/91	at PHI	3-4 L	25-18-5	55
49 01/23/91	at HFD	4-5 L	25-19-5	55
50 01/26/91	at BOS	2-5 L	25-20-5	55
51 01/27/91	at BUF	5-4 W	26-20-5	57
52 01/30/91	vs. NYR	5-1 W	27-20-5	59
53 02/02/91	vs. CHI	3-1 W	28-20-5	61
54 02/05/91	at NJ	1-2 L	28-21-5	61
55 02/07/91	at BOS	4-1 W	29-21-5	63
56 02/09/91	at HFD	5-2 W	30-21-5	65
57 02/12/91	at LA	4-4 T	30-21-6	66
58 02/15/91	vs. WSH	8-2 W	31-21-6	68
59 02/17/91	vs. STL	7-4 W	32-21-6	70
60 02/19/91	vs. DET	4-4 T	32-21-7	71
61 02/21/91	vs. VAN	6-4 W	33-21-7	73
62 02/23/91	vs. QUE	10-8 W	34-21-7	75
63 02/25/91	at VAN	2-4 L	34-22-7	75
64 02/27/91	vs. EDM	4-2 W	35-22-7	77
65 03/01/91	vs. PIT	6-2 W	36-22-7	79
66 03/02/91	vs. MNS	5-1 W	37-22-7	81
67 03/04/91	vs. MTL	3-2 W/OT	38-22-7	83
68 03/07/91	vs. PHI	4-2 W	39-22-7	85
69 03/09/91	at STL	8-4 W	40-22-7	87
70 03/11/91	at MNS	3-7 L	40-23-7	87
71 03/12/91	vs. WPG	5-3 W	41-23-7	89
72 03/14/91	vs. NYI	4-2 W	42-23-7	91
73 03/16/91	vs. LA	3-4 L	42-24-7	91
74 03/18/91	vs. WPG	4-3 W/OT	43-24-7	93
75 03/20/91	at VAN	3-2 W	44-24-7	95
76 03/23/91	at LA	4-8 L	44-25-7	95
77 03/26/91	vs. VAN	7-2 W	45-25-7	97
78 03/28/91	vs. EDM	4-4 T	45-25-8	98
79 03/29/91	at EDM	5-6 L/OT	45-26-8	98
80 03/31/91	vs. LA	5-3 W	46-26-8	100

1989-90

	DATE	OPP.	RESULT	RECORD	PTS
1	10/05/89	vs. DET	10-7 W	1-0-0	2
2	10/07/89	vs. NYI	6-3 W	2-0-0	4
3	10/10/89	at NJ	4-2 W	3-0-0	6
4	10/11/89	at NYR	4-5 L	3-1-0	6
5	10/14/89	at WSH	4-4 T	3-1-1	7
6	10/15/89	at PHI	3-2 W	4-1-1	9
7	10/17/89	at QUE	8-8 T	4-1-2	10
8	10/18/89	at MTL	1-2 L	4-2-2	10
9	10/21/89	vs. BOS	5-2 W	5-2-2	12
10	10/23/89	vs. WSH	3-3 T	5-2-3	13
11	10/25/89	at LA	5-0 W	6-2-3	15
12	10/27/89	vs. VAN	5-5 T	6-2-4	16
13	10/28/89	at VAN	3-4 L	6-3-4	16
14	11/01/89	vs. WPG	5-3 W	7-3-4	18
15	11/03/89	at EDM	2-5 L	7-4-4	18
16	11/04/89	vs. NJ	7-3 W	8-4-4	20
17	11/06/89	vs. EDM	5-1 W	9-4-4	22
18	11/08/89	at LA	5-4 W	10-4-4	24
19	11/11/89	at MNS	2-3 L/OT	10-5-4	24
20	11/12/89	at WPG	2-3 L	10-6-4	24
21	11/14/89	vs. LA	6-8 L	10-7-4	24
22	11/16/89	vs. BUF	4-4 T	10-7-5	25
23	11/18/89	vs. CHI	4-4 T	10-7-6	26
24	11/20/89	at MTL	2-3 L	10-8-6	26
25	11/21/89	at QUE	4-4 T	10-8-7	27
26	11/24/89	at DET	2-3 L	10-9-7	27
27	11/25/89	at STL	3-3 T	10-9-8	28
28	11/30/89	vs. MNS	5-2 W	11-9-8	30
29	12/02/89	vs. TOR	7-4 W	12-9-8	32
30	12/06/89	vs. WPG	3-4 L	12-10-8	32
31	12/10/89	at WPG	1-4 L	12-11-8	32
32	12/11/89	at EDM	3-3 T	12-11-9	33
33	12/14/89	vs. QUE	8-2 W	13-11-9	35
34	12/16/89	vs. PIT	4-3 W	14-11-9	37
35	12/18/89	at VAN	2-1 W	15-11-9	39
36	12/20/89	vs. VAN	2-1 W/OT	16-11-9	41
37	12/23/89	at EDM	1-2 L	16-12-9	41
38	12/27/89	at LA	5-5 T	16-12-10	42
39	12/29/89	vs. WPG	1-2 L/OT	16-13-10	42
40	12/30/89	vs. MTL	5-3 W	17-13-10	44
41	01/02/90	vs. PHI	4-4 T	17-13-11	45
42	01/05/90	vs. HFD	6-4 W	18-13-11	47
43	01/07/90	at EDM	3-1 W	19-13-11	49
44	01/09/90	vs. EDM	2-3 L/OT	19-14-11	49
45	01/11/90	vs. BUF	5-3 W	20-14-11	51
46	01/13/90	at TOR	5-6 L	20-15-11	51
47	01/14/90	at CHI	6-5 W	21-15-11	53
48	01/16/90	at STL	5-2 W	22-15-11	55
49	01/18/90	at BOS	2-2 T	22-15-12	56
50	01/19/90	at HFD	3-3 T	22-15-13	57
51	01/25/90	vs. NYR	8-5 W	23-15-13	59
52	01/27/90	vs. MNS	3-1 W	24-15-13	61
53	01/30/90	at VAN	7-2 W	25-15-13	63
54	02/01/90	vs. VAN	4-3 W/OT	26-15-13	65
55	02/03/90	at LA	3-4 L	26-16-13	65
56	02/06/90	vs. LA	3-5 L	26-17-13	65
57	02/10/90	at DET	5-7 L	26-18-13	65
58	02/11/90	at NYR	5-2 W	27-18-13	67
59	02/13/90	at NYI	4-2 W	28-18-13	69
60	02/15/90	at CHI	4-1 W	29-18-13	71
61	02/18/90	at WPG	1-5 L	29-19-13	71
62	02/20/90	vs. BOS	3-5 L	29-20-13	71
63	02/22/90	vs. TOR	12-2 W	30-20-13	73
64	02/25/90	vs. EDM	10-4 W	31-20-13	75
65	03/03/90	vs. PHI	2-4 L	31-21-13	75
66	03/03/90	vs. VAN	5-1 W	32-21-13	77
67	03/05/90	at LA	5-0 W	33-21-13	79
68	03/07/90	vs. PIT	6-3 W	34-21-13	81
69	03/09/90	at VAN	4-4 T	34-21-14	82
70	03/11/90	at WPG	6-4 W	35-21-14	84
71	03/12/90	vs. WPG	5-4 W/OT	36-21-14	86
72	03/15/90	vs. NJ	5-4 W	37-21-14	88
73	03/17/90	vs. HFD	5-4 W	38-21-14	90
74	03/19/90	vs. STL	5-2 W	39-21-14	92
75	03/21/90	at BUF	4-5 L	39-22-14	92
76	03/24/90	at PIT	3-3 T	39-22-15	93
77	03/25/90	at WSH	1-4 L	39-23-15	93
78	03/27/90	at NYI	4-2 W	40-23-15	95
79	03/30/90	vs. EDM	6-2 W	41-23-15	97
80	04/01/90	vs. LA	8-4 W	42-23-15	99

GAME-BY-GAME RESULTS

1986-89

DATE	OPP.	RESULT	RECORD	PTS
1 10/06/88	vs. NYI	4-4 T	0-0-1	1
2 10/08/88	at LA	5-6 L/OT	-1-1	1
3 10/10/88	vs. DET	5-2 W	1-1-1	3
4 10/14/88	vs. EDM	6-1 W	2-1-1	5
5 10/17/88	vs. LA	11-4 W	3-1-1	7
6 10/19/88	vs. MNS	2-1 W	4-1-1	9
7 10/22/88	at TOR	3-3 T	4-1-2	10
8 10/23/88	at PHI	5-6 W/OT	5-1-2	12
9 10/25/88	at PIT	1-6 L	5-2-3	12
10 10/28/88	vs. WSH	2-2 T	5-2-3	13
11 10/30/88	at VAN	1-2 L	5-3-3	13
12 10/31/88	vs. CHI	6-3 W	6-3-3	15
13 11/03/88	vs. STL	6-1 W	7-3-3	17
14 11/05/88	vs. BUF	9-0 W	8-3-3	19
15 11/07/88	vs. HFD	6-3 W	9-3-3	21
16 11/09/88	at BUF	2-3 L	9-4-3	21
17 11/10/88	at PHI	3-2 W/OT	10-4-3	23
18 11/12/88	at BOS	2-1 W	11-4-3	25
19 11/15/88	at NYI	5-1 W	12-4-3	27
20 11/17/88	at NJ	5-3 W	13-4-3	29
21 11/19/88	at HFD	5-2 W	14-4-3	31
22 11/23/88	vs. NJ	2-2 W	15-4-3	33
23 11/26/88	vs. LA	4-1 W	16-4-3	35
24 11/29/88	at VAN	3-3 T	16-4-4	36
25 12/01/88	vs. NYR	6-3 W	17-4-4	38
26 12/02/88	at EDM	7-4 W	18-4-4	40
27 12/04/88	at WPG	6-3 W	19-4-4	42
28 12/06/88	vs. QUE	3-2 W	20-4-4	44
29 12/08/88	vs. EDM	5-3 W	21-4-4	46
30 12/10/88	at HFD	1-4 L	21-5-4	46
31 12/12/88	at TOR	4-4 T	21-5-5	47
32 12/15/88	vs. VAN	2-0 W	22-5-5	49
33 12/16/88	at VAN	5-3 W	23-5-5	51
34 12/20/88	at LA	3-7 L	23-6-5	51
35 12/23/88	at EDM	1-4 L	23-7-5	51
36 12/26/88	at VAN	3-2 W/OT	24-7-5	53
37 12/28/88	vs. MTL	3-4 L	24-8-5	53
38 12/31/88	vs. WPG	4-4 T	24-8-6	54
39 01/03/89	vs. QUE	5-1 W	25-8-6	56
40 01/05/89	at LA	8-6 W	26-8-6	58
41 01/07/89	vs. EDM	7-2 W	27-8-6	60
42 01/08/89	at EDM	0-6 L	27-9-6	60
43 01/11/89	vs. WPG	8-3 W	28-9-6	62
44 01/14/89	at MNS	1-1 T	28-9-7	63
45 01/15/89	at BUF	2-3 L	28-10-7	63
46 01/17/89	at DET	7-1 W	29-10-7	65
47 01/19/89	at BOS	7-2 W	30-10-7	67
48 01/21/89	at QUE	3-4 L	30-11-7	67
49 01/23/89	at MTL	3-1 W	31-11-7	69
50 01/26/89	vs. NYR	5-3 W	32-11-7	71
51 01/28/89	vs. CHI	5-4 W/OT	33-11-7	73
52 01/29/89	at VAN	4-4 T	33-11-8	74
53 01/31/89	at LA	8-5 W	34-11-8	76
54 02/02/89	vs. DET	3-2 W/OT	35-11-8	78
55 02/04/89	vs. VAN	5-2 W	36-11-8	80
56 02/05/89	vs. VAN	5-4 W	37-11-8	82
57 02/09/89	at STL	5-3 W	38-11-8	84
58 02/11/89	at WSH	2-1 W	39-11-8	86
59 02/12/89	at PIT	4-2 W	40-11-8	88
60 02/15/89	at WPG	6-1 W	41-11-8	90
61 02/18/89	vs. BOS	3-4 L	41-12-8	90
62 02/20/89	vs. WSH	6-2 W	42-12-8	92
63 02/22/89	vs. TOR	3-4 L/OT	42-13-8	92
64 02/24/89	vs. STL	4-3 W	43-13-8	94
65 02/26/89	at WPG	0-1 L	43-14-8	94
66 02/27/89	at PHI	6-3 W	44-14-8	96
67 03/02/89	vs. MTL	2-3 L	44-15-8	96
68 03/07/89	vs. WPG	9-5 W	45-15-8	98
69 03/09/89	vs. PIT	10-3 W	46-15-8	100
70 03/11/89	at EDM	5-5 T	46-16-8	101
71 03/13/89	at NYR	3-4 L	46-16-9	101
72 03/14/89	at NJ	5-1 W	47-16-9	103
73 03/18/89	at LA	9-3 W	48-16-9	105
74 03/21/89	vs. NYI	4-1 W	49-16-9	107
75 03/23/89	vs. LA	4-2 W	50-16-9	109
76 03/24/89	at WPG	3-4 L/OT	50-17-9	109
77 03/26/89	at CHI	7-5 W	51-17-9	111
78 03/27/89	at MNS	3-2 W	52-17-9	113
79 03/31/89	vs. WPG	4-1 W	53-17-9	115
80 04/02/89	vs. EDM	4-2 W	54-17-9	117

1987-88

DATE	OPP.	RESULT	RECORD	PTS
1 10/08/87	vs. DET	5-1 W	1-0-0	2
2 10/10/87	vs. WPG	1-5 L	1-1-0	2
3 10/12/87	at WPG	2-3 L	1-2-0	2
4 10/14/87	at EDM	5-4 W	2-2-0	4
5 10/16/87	vs. EDM	2-5 L	2-3-0	4
6 10/18/87	vs. BOS	5-6 L/OT	2-4-0	4
7 10/20/87	at NYI	4-5 L	2-5-0	4
8 10/21/87	at NYR	5-4 W	3-5-0	6
9 10/24/87	at QUE	7-5 W	4-5-0	8
10 10/26/87	at MTL	5-3 W	5-5-0	10
11 10/30/87	at VAN	3-3 T	5-5-1	11
12 11/03/87	vs. NYR	5-3 W	6-5-1	13
13 11/05/87	vs. EDM	4-4 T	6-5-2	14
14 11/08/87	vs. BUF	3-6 L	6-6-2	14
15 11/10/87	at WPG	3-4 L	6-7-2	14
16 11/11/87	at MNS	4-3 W	7-7-2	16
17 11/13/87	vs. LA	10-7 W	8-7-2	18
18 11/15/87	vs. VAN	8-4 W	9-7-2	20
19 11/17/87	vs. BOS	3-6 L	9-8-2	20
20 11/19/87	vs. QUE	9-1 W	10-8-2	22
21 11/21/87	vs. PIT	4-4 T	10-8-3	23
22 11/23/87	vs. NJ	9-2 W	11-8-3	25
23 11/25/87	at VAN	4-2 W	12-8-3	27
24 11/28/87	at LA	8-4 W	13-8-3	29
25 11/30/87	vs. CHI	4-0 W	14-8-3	31
26 12/03/87	vs. TOR	5-3 W	15-8-3	33
27 12/05/87	vs. MNS	4-4 T	15-8-4	34
28 12/08/87	at WSH	5-4 W	16-8-4	36
29 12/09/87	at PIT	2-5 L	16-9-4	36
30 12/11/87	at NJ	5-1 W	17-9-4	38
31 12/13/87	at BUF	7-1 W	18-9-4	40
32 12/16/87	vs. WPG	5-4 W	19-9-4	42
33 12/19/87	at LA	4-1 W	20-9-4	44
34 12/20/87	vs. LA	3-6 L	20-10-4	44
35 12/22/87	vs. HFD	6-5 W/OT	21-10-4	46
36 12/26/87	vs. EDM	4-5 L	21-11-4	46
37 12/28/87	vs. MTL	9-3 W	22-11-4	48
38 12/31/87	vs. PHI	5-4 W	23-11-4	50
39 01/02/88	at STL	3-5 L	23-11-5	50
40 01/03/88	at CHI	5-3 W	24-12-5	52
41 01/06/88	vs. WPG	6-1 W	25-12-5	54
42 01/08/88	vs. NYI	7-4 W	26-12-5	56
43 01/10/88	vs. WSH	8-2 W	27-12-5	58
44 01/13/88	at EDM	3-5 L	27-13-5	58
45 01/15/88	at VAN	4-4 T	27-13-5	59
46 01/19/88	vs. VAN	7-5 W	28-13-5	61
47 01/21/88	vs. LA	4-5 L/OT	28-14-5	61
48 01/23/88	at DET	4-4 T	28-14-6	62
49 01/25/88	at TOR	11-3 W	29-14-6	64
50 01/27/88	vs. HFD	5-1 W	30-14-6	66
51 01/29/88	at EDM	5-4 W	31-14-6	68
52 01/30/88	vs. VAN	4-3 W	32-14-6	70
53 02/01/88	vs. NJ	4-5 L	32-15-6	70
54 02/03/88	at WPG	0-9 L	32-16-6	70
55 02/05/88	at DET	1-5 L	32-17-6	70
56 02/07/88	at LA	5-2 W	33-17-6	72
57 02/12/88	at PHI	3-2 W	34-17-6	74
58 02/14/88	at WSH	4-5 L/OT	34-18-6	74
59 02/16/88	at NYI	3-9 L	34-19-6	74
60 02/17/88	at NYR	3-5 L	34-20-6	74
61 02/20/88	at STL	6-3 W	35-20-6	76
62 02/21/88	at CHI	3-3 T	35-20-7	77
63 02/26/88	at VAN	5-3 W	36-20-7	79
64 02/28/88	at EDM	3-2 W	37-20-7	81
65 03/03/88	vs. PHI	6-3 W	38-20-7	83
66 03/05/88	vs. EDM	7-4 W	39-20-7	85
67 03/07/88	vs. PIT	4-5 L	39-21-7	85
68 03/09/88	at WPG	6-6 T	39-21-8	86
69 03/10/88	vs. WPG	5-3 W	40-21-8	88
70 03/12/88	vs. BUF	10-4 W	41-21-8	90
71 03/15/88	at HFD	8-6 W	42-21-8	92
72 03/17/88	at BOS	7-5 W	43-21-8	94
73 03/19/88	at QUE	5-4 W/OT	44-21-8	96
74 03/21/88	at MTL	3-3 T	44-21-9	97
75 03/24/88	vs. TOR	7-1 W	45-21-9	99
76 03/26/88	vs. VAN	6-1 W	46-21-9	101
77 03/28/88	vs. STL	7-2 W	47-21-9	103
78 03/30/88	at LA	7-9 L	47-22-9	103
79 04/01/88	vs. LA	3-6 L	47-23-9	103
80 04/03/88	vs. MNS	4-1 W	48-23-9	105

1986-87

	DATE	OPP.	RESULT	RECORD	PTS
1	10/09/86	at BOS	5-3 W	1-0-0	2
2	10/11/86	at HFD	5-6 L	1-1-0	2
3	10/12/86	at BUF	4-2 W	2-1-0	4
4	10/16/86	vs. QUE	2-4 L	2-2-0	4
5	10/18/86	vs. DET	3-5 L	2-3-0	4
6	10/22/86	vs. EDM	6-3 W	3-3-0	6
7	10/24/86	at WPG	2-5 L	3-4-0	6
8	10/26/86	vs. BOS	0-6 L	3-5-0	6
9	10/28/86	at MNS	4-7 L	3-6-0	6
10	10/29/86	at WPG	2-6 L	3-7-0	6
11	11/01/86	vs. WSH	4-1 W	4-7-0	8
12	11/03/86	vs. LA	4-2 W	5-7-0	10
13	11/05/86	at EDM	3-1 W	6-7-0	12
14	11/07/86	vs. EDM	6-4 W	7-7-0	14
15	11/09/86	vs. MTL	3-0 W	8-7-0	16
16	11/11/86	vs. VAN	5-3 W	9-7-0	18
17	11/13/86	vs. HFD	4-3 W	10-7-0	20
18	11/15/86	at LA	1-4 L	10-8-0	20
19	11/18/86	at VAN	0-5 L	10-9-0	20
20	11/20/86	vs. PIT	2-5 L	10-10-0	20
21	11/22/86	vs. NYR	8-5 W	11-10-0	22
22	11/24/86	vs. EDM	6-5 W	12-10-0	24
23	11/27/86	vs. WPG	3-4 L	12-11-0	24
24	11/29/86	vs. CHI	5-4 W	13-11-0	26
25	12/02/86	vs. NYI	3-3 T	13-11-1	27
26	12/04/86	vs. CHI	4-1 W	14-11-1	29
27	12/06/86	at QUE	3-2 W	15-11-1	31
28	12/08/86	at MTL	3-5 L	15-12-1	31
29	12/10/86	at PIT	6-4 W	16-12-1	33
30	12/11/86	at PHI	3-5 L	16-13-1	33
31	12/13/86	at LA	6-3 W	17-13-1	35
32	12/16/86	vs. DET	8-3 W	18-13-1	37
33	12/18/86	vs. QUE	6-2 W	19-13-1	39
34	12/20/86	at VAN	5-3 W	20-13-1	41
35	12/22/86	vs. LA	3-5 L	20-14-1	41
36	12/28/86	at BUF	4-1 W	21-14-1	43
37	12/30/86	at NJ	4-3 W	22-14-1	45
38	12/31/86	at DET	4-6 L	22-15-1	45
39	01/03/87	at STL	4-7 L	22-16-1	45
40	01/04/87	at CHI	4-1 W	23-16-1	47
41	01/08/87	vs. LA	5-4 W	24-16-1	49
42	01/10/87	vs. STL	5-2 W	25-16-1	51
43	01/11/87	at EDM	3-5 L	25-17-1	51
44	01/14/87	vs. NYR	5-6 L	25-18-1	51
45	01/16/87	at VAN	5-9 L	25-19-1	51
46	01/17/87	vs. VAN	3-4 L	25-20-1	51
47	01/20/87	at NYI	3-1 W	26-20-1	53
48	01/22/87	at NJ	5-7 L	26-21-1	53
49	01/24/87	at BOS	3-5 L	26-22-1	53
50	01/26/87	at TOR	6-5 W/OT	27-22-1	55
51	01/29/87	vs. MNS	3-3 T	27-22-2	56
52	01/31/87	vs. NJ	5-3 W	28-22-2	58
53	02/03/87	vs. VAN	2-4 L	28-23-2	58
54	02/05/87	vs. STL	1-2 L	28-24-2	58
55	02/07/87	vs. NYI	4-1 W	29-24-2	60
56	02/08/87	at VAN	3-2 W	30-24-2	62
57	02/14/87	at MNS	3-2 W	31-24-2	64
58	02/16/87	at PHI	5-0 W	32-24-2	66
59	02/17/87	at PIT	3-1 W	33-24-2	68
60	02/20/87	vs. TOR	7-2 W	34-24-2	70
61	02/22/87	vs. WSH	2-5 L	34-25-2	70
62	02/24/87	vs. VAN	2-0 W	35-25-2	72
63	02/26/87	vs. PHI	4-3 W	36-25-2	74
64	02/28/87	vs. WPG	5-3 W	37-25-2	76
65	03/01/87	at WPG	3-6 L	37-26-2	76
66	03/03/87	vs. MTL	2-4 L	37-27-2	76
67	03/05/87	at LA	7-2 W	38-27-2	78
68	03/08/87	at NYR	7-4 W	39-27-2	80
69	03/10/87	at WSH	6-3 W	40-27-2	82
70	03/11/87	at HFD	6-1 W	41-27-2	84
71	03/14/87	vs. TOR	4-6 L	41-28-2	84
72	03/17/87	vs. BUF	6-2 W	42-28-2	86
73	03/19/87	at EDM	5-4 W	43-28-2	88
74	03/20/87	at EDM	6-3 W	44-28-2	90
75	03/25/87	at WPG	1-10 L	44-29-2	90
76	03/26/87	vs. WPG	3-1 W	45-29-2	92
77	03/28/87	at LA	4-3 W	46-29-2	94
78	03/30/87	at LA	4-5 L	46-30-2	94
79	04/02/87	at EDM	4-4 L	46-30-3	95
80	04/05/87	vs. WPG	1-3 L	46-31-3	95

GAME-BY-GAME RESULTS

1985-86

	DATE	OPP.	RESULT	RECORD	PTS
1	10/11/85	vs. WPG	8-3 W	1-0-0	2
2	10/13/85	at LA	9-2 W	2-0-0	4
3	10/16/85	vs. STL	1-2 L	2-1-0	4
4	10/19/85	vs. BOS	3-6 L	2-2-0	4
5	10/20/85	at WPG	5-8 L	2-3-0	4
6	10/23/85	vs. WSH	4-2 W	3-3-0	6
7	10/25/85	at EDM	3-5 L	3-4-0	6
8	10/26/85	vs. DET	7-4 W	4-4-0	8
9	10/28/85	vs. EDM	4-6 L	4-5-0	8
10	10/30/85	vs. BUF	4-2 W	5-5-0	10
11	11/02/85	vs. TOR	4-2 W	6-5-0	12
12	11/05/85	at NYI	4-4 T	6-5-1	13
13	11/06/85	at NJ	5-2 W	7-5-1	15
14	11/09/85	at WSH	5-4 W	8-5-1	17
15	11/10/85	at BUF	1-5 L	8-6-1	17
16	11/13/85	vs. WPG	3-3 T	8-6-2	18
17	11/16/85	vs. NJ	7-2 W	9-6-2	20
18	11/17/85	at WPG	5-4 W	10-6-2	22
19	11/19/85	vs. MNS	3-3 T	10-6-3	23
20	11/23/85	at MTL	3-4 L	10-7-3	23
21	11/26/85	at QUE	3-1 W	11-7-3	25
22	11/27/85	at NYR	5-2 W	12-7-3	27
23	11/30/85	vs. NYI	4-3 W	13-7-3	29
24	12/01/85	at EDM	3-5 L	13-8-3	29
25	12/04/85	vs. HFD	8-5 W	14-8-3	31
26	12/06/85	vs. CHI	5-2 W	15-8-3	33
27	12/10/85	vs. LA	6-5 W	16-8-3	35
28	12/12/85	vs. LA	5-0 W	17-8-3	37
29	12/14/85	at VAN	3-4 L	17-9-3	37
30	12/17/85	at PIT	3-4 L	17-10-3	37
31	12/18/85	at HFD	3-4 L	17-11-3	37
32	12/20/85	at STL	2-5 L	17-12-3	37
33	12/22/85	at CHI	4-5 L/OT	17-13-3	37
34	12/28/85	vs. PHI	5-6 L	17-14-3	37
35	12/31/85	at MNS	3-6 L	17-15-3	37
36	01/02/86	vs. EDM	3-4 L	17-16-3	37
37	01/04/86	vs. MTL	5-6 L	17-17-3	37
38	01/05/86	at EDM	3-6 L	17-18-3	37
39	01/07/86	vs. HFD	1-9 L	17-19-3	37
40	01/09/86	vs. VAN	5-4 W/OT	18-19-3	39
41	01/12/86	at PHI	0-3 L	18-20-3	39
42	01/14/86	at WSH	4-3 W	19-20-3	41
43	01/16/86	at BOS	2-3 L	19-21-3	41
44	01/18/86	at DET	7-4 W	20-21-3	43
45	01/19/86	at TOR	9-5 W	21-21-3	45
46	01/22/86	vs. NJ	6-2 T	21-21-4	46
47	01/25/86	vs. PIT	5-2 W	22-21-4	48
48	01/27/86	vs. LA	6-3 W	23-21-4	50
49	01/29/86	at VAN	4-4 T	23-21-5	51
50	01/31/86	at EDM	4-7 L	23-22-5	51
51	02/01/86	vs. EDM	4-4 T	23-22-6	52
52	02/06/86	at LA	7-2 W	24-22-6	54
53	02/09/86	at LA	7-3 W	25-22-6	56
54	02/12/86	vs. WPG	4-2 W	26-22-6	58
55	02/14/86	vs. BUF	3-3 T	26-22-7	59
56	02/16/86	vs. QUE	3-6 L	26-23-7	59
57	02/18/86	vs. BOS	7-4 W	27-23-7	61
58	02/20/86	at TOR	6-7 L/OT	27-24-7	61
59	02/21/86	at VAN	4-0 W	28-24-7	63
60	02/23/86	at CHI	2-6 L	28-25-7	63
61	02/25/86	at STL	4-1 W	29-25-7	65
62	02/27/86	vs. PHI	7-4 W	30-25-7	67
63	03/01/86	vs. VAN	3-2 W	31-25-7	69
64	03/02/86	at LA	1-5 W	32-25-7	71
65	03/04/86	vs. PIT	6-3 W	33-25-7	73
66	03/06/86	vs. NYR	2-5 L	33-26-7	73
67	03/09/86	at DET	3-3 T	33-26-8	74
68	03/11/86	at NYI	4-8 L	33-27-8	74
69	03/12/86	at NYR	3-2 W	34-27-8	76
70	03/14/86	at QUE	2-6 L	34-28-8	76
71	03/15/86	at MTL	5-3 W	35-28-8	78
72	03/19/86	vs. MNS	5-6 L	35-29-8	78
73	03/21/86	vs. VAN	5-5 T	35-29-9	79
74	03/23/86	at WPG	7-4 W	36-29-9	81
75	03/26/86	at LA	3-7 L	36-30-9	81
76	03/28/86	vs. WPG	6-3 W	37-30-9	83
77	03/30/86	at VAN	2-4 L	37-31-9	83
78	04/01/86	vs. VAN	6-5 W	38-31-9	85
79	04/04/86	vs. EDM	9-3 W	39-31-9	87
80	04/06/86	at WPG	6-4 W	40-31-9	89

1984-85

	DATE	OPP.	RESULT	RECORD	PTS
1	10/11/84	vs. STL	2-4 L	0-1-0	0
2	10/13/84	vs. QUE	7-2 W	1-1-0	2
3	10/14/84	at VAN	7-5 W	2-1-0	4
4	10/17/84	vs. WPG	7-4 W	3-1-0	6
5	10/19/84	vs. BOS	8-2 W	4-1-0	8
6	10/21/84	at EDM	4-6 L	4-2-0	8
7	10/23/84	vs. HFD	9-4 W	5-2-0	10
8	10/25/84	vs. WSH	5-3 W	6-2-0	12
9	10/27/84	at TOR	5-3 W	7-2-0	14
10	10/28/84	at BUF	2-6 L	7-3-0	14
11	10/31/84	at WSH	3-4 L/OT	7-4-0	14
12	11/01/84	at DET	9-5 W	8-4-0	16
13	11/04/84	at STL	2-5 L	8-5-0	16
14	11/07/84	vs. CHI	3-5 L	8-6-0	16
15	11/10/84	vs. MTL	3-3 T	8-6-1	17
16	11/13/84	vs. DET	5-4 W/OT	9-6-1	19
17	11/15/84	vs. EDM	6-2 W	10-6-1	21
18	11/16/84	at WPG	6-2 W	11-6-1	23
19	11/19/84	at LA	4-5 L	11-7-1	23
20	11/21/84	vs. VAN	6-4 W	12-7-1	25
21	11/23/84	vs. STL	1-3 L	12-8-1	25
22	11/25/84	at VAN	4-2 W	13-8-1	27
23	11/28/84	vs. NYI	5-2 W	14-8-1	29
24	12/01/84	at MNS	8-4 W	15-8-1	31
25	12/02/84	at WPG	6-8 L	15-9-1	31
26	12/05/84	at NYR	4-4 T	15-9-2	32
27	12/07/84	at NJ	3-3 T	15-9-3	33
28	12/08/84	at PIT	4-6 L	15-10-3	33
29	12/12/84	vs. WPG	9-2 W	16-10-3	35
30	12/15/84	at LA	5-6 L	16-11-3	35
31	12/18/84	vs. LA	3-6 L	16-12-3	35
32	12/20/84	vs. VAN	9-1 W	17-12-3	37
33	12/22/84	at EDM	1-7 L	17-13-3	37
34	12/23/84	at VAN	5-4 W	18-13-3	39
35	12/26/84	vs. EDM	5-6 L	18-14-3	39
36	12/28/84	vs. DET	3-4 L	18-15-3	39
37	12/30/84	at CHI	5-2 W	19-15-3	41
38	01/01/85	at WPG	5-3 W	20-15-3	43
39	01/03/85	vs. PHI	4-3 W	21-15-3	45
40	01/05/85	vs. MNS	4-4 T	21-15-4	46
41	01/09/85	vs. LA	4-4 T	21-15-5	47
42	01/11/85	at QUE	0-4 L	21-16-5	47
43	01/13/85	at PHI	1-7 L	21-17-5	47
44	01/15/85	at HFD	5-2 W	22-17-5	49
45	01/17/85	at BOS	4-3 W	23-17-5	51
46	01/21/85	at VAN	3-3 T	23-17-6	52
47	01/23/85	vs. NJ	6-3 W	24-17-6	54
48	01/25/85	vs. PIT	6-6 T	24-17-7	55
49	01/26/85	vs. VAN	6-2 W	25-17-7	57
50	01/28/85	at EDM	3-4 L	25-18-7	57
51	01/29/85	vs. EDM	2-4 L	25-19-7	57
52	01/31/85	vs. NYR	7-2 W	26-19-7	59
53	02/03/85	at BUF	1-6 L	26-20-7	59
54	02/05/85	at MTL	4-2 W	27-20-7	61
55	02/06/85	at HFD	7-4 W	28-20-7	63
56	02/09/85	vs. BUF	1-6 L	28-21-7	63
57	02/14/85	vs. WSH	3-4 L	28-22-7	63
58	02/16/85	vs. WPG	8-4 W	29-22-7	65
59	02/19/85	at NYI	4-8 L	29-23-7	65
60	02/20/85	at PIT	3-6 L	29-24-7	65
61	02/23/85	at NJ	5-1 W	30-24-7	67
62	02/24/85	at PHI	1-4 L	30-25-7	67
63	02/27/85	vs. NYI	3-1 W	31-25-7	69
64	03/01/85	vs. MTL	6-4 W	32-25-7	71
65	03/03/85	vs. LA	7-0 W	33-25-7	73
66	03/05/85	vs. EDM	3-5 L	33-26-7	73
67	03/07/85	vs. NYR	11-5 W	34-26-7	75
68	03/09/85	vs. QUE	2-2 T	34-26-8	76
69	03/13/85	at TOR	5-3 W	35-26-8	78
70	03/16/85	at BOS	5-3 W	36-26-8	80
71	03/18/85	at MNS	4-4 T	36-26-9	81
72	03/20/85	vs. TOR	7-4 W	37-26-9	83
73	03/22/85	vs. CHI	1-3 L	37-27-9	83
74	03/23/85	at LA	4-3 W	38-27-9	85
75	03/27/85	at LA	4-2 W	39-27-9	87
76	03/29/85	vs. LA	3-0 W	40-27-9	89
77	03/31/85	at WPG	4-4 T	40-27-10	90
78	04/03/85	vs. VAN	5-3 W	41-27-10	92
79	04/05/85	at EDM	5-5 T	41-27-11	93
80	04/07/85	vs. WPG	4-4 T	41-27-12	94

1983-84

	DATE	OPP.	RESULT	RECORD	PTS
1	10/05/83	at VAN	5-3 W	1-0-0	2
2	10/09/83	at WPG	1-1 T	1-0-1	3
3	10/12/83	at MNS	5-7 L	1-1-1	3
4	10/15/83	vs. EDM	3-4 L	1-2-1	3
5	10/16/83	at EDM	1-5 L	1-3-1	3
6	10/18/83	at NYI	4-3 W	2-3-1	5
7	10/19/83	at NYR	1-3 L	2-4-1	5
8	10/22/83	at DET	1-4 L	2-5-1	5
9	10/23/83	at CHI	4-7 L	2-6-1	5
10	10/26/83	vs. STL	5-4 W	3-6-1	7
11	10/28/83	vs. WPG	7-1 W	4-6-1	9
12	10/30/83	vs. VAN	4-3 W/OT	5-6-1	11
13	11/03/83	vs. PIT	3-3 T	5-6-2	12
14	11/05/83	vs. TOR	5-3 W	6-6-2	14
15	11/08/83	at PIT	4-4 T	6-6-3	15
16	11/09/83	at NYR	3-4 L	6-7-3	15
17	11/12/83	at NJ	4-3 W/OT	7-7-3	17
18	11/13/83	at BUF	2-11 L	7-8-3	17
19	11/17/83	vs. NJ	5-4 W	8-8-3	19
20	11/19/83	vs. BUF	2-5 L	8-9-3	19
21	11/21/83	vs. LA	7-4 W	9-9-3	21
22	11/24/83	vs. WPG	4-4 T	9-9-4	22
23	11/26/83	at LA	4-1 W	10-9-4	24
24	11/29/83	vs. PHI	5-6 L	10-10-4	24
25	12/01/83	vs. NYI	6-2 W	11-10-4	26
26	12/03/83	at MTL	2-4 L	11-11-4	26
27	12/06/83	at QUE	1-8 L	11-12-4	26
28	12/08/83	at WSH	3-4 L	11-13-4	26
29	12/10/83	at TOR	3-3 T	11-13-5	27
30	12/14/83	vs. QUE	4-2 W	12-13-5	29
31	12/16/83	at VAN	3-5 L	12-14-5	29
32	12/19/83	vs. WPG	7-6 W	13-14-5	31
33	12/21/83	at MTL	4-7 L	13-15-5	31
34	12/23/83	at EDM	5-5 T	13-16-5	32
35	12/26/83	vs. EDM	3-6 L	13-16-6	32
36	12/28/83	vs. BOS	3-5 L	13-17-6	32
37	12/30/83	vs. VAN	5-1 W	14-17-6	34
38	01/01/84	at WPG	3-3 T	14-17-7	35
39	01/03/84	vs. EDM	6-9 L	14-18-7	35
40	01/05/84	vs. MNS	5-4 W	15-18-7	37
41	01/07/84	at LA	1-7 L	15-19-7	37
42	01/11/84	vs. WPG	9-5 W	16-19-7	39
43	01/13/84	vs. HFD	3-2 L	16-19-8	40
44	01/15/84	vs. WSH	3-2 W	17-19-8	42
45	01/17/84	at STL	2-2 T	17-19-9	43
46	01/18/84	at DET	4-2 W	18-19-9	45
47	01/21/84	at MTL	3-2 W	19-19-9	47
48	01/25/84	vs. NJ	2-2 T	19-19-10	48
49	01/27/84	vs. LA	2-2 T	19-19-11	49
50	02/02/84	vs. NYR	8-1 W	20-19-11	51
51	02/03/84	at EDM	5-10 L	20-20-11	51
52	02/05/84	vs. VAN	4-2 W	21-20-11	53
53	02/07/84	at STL	2-1 W	22-20-11	55
54	02/08/84	at WSH	1-6 L	22-21-11	55
55	02/11/84	at HFD	6-3 W	23-21-11	57
56	02/12/84	at CHI	6-4 W	24-21-11	59
57	02/16/84	vs. PIT	10-3 W	25-21-11	61
58	02/18/84	vs. BOS	5-5 T	25-21-12	62
59	02/19/84	at VAN	2-5 L	25-22-12	62
60	02/21/84	vs. TOR	2-2 T	25-22-13	63
61	02/23/84	vs. VAN	3-2 W/OT	26-22-13	65
62	02/24/84	at EDM	3-5 L	26-23-13	65
63	02/26/84	at LA	5-2 W	27-23-13	67
64	02/28/84	vs. LA	9-1 W	28-23-13	69
65	03/01/84	vs. PHI	5-1 W	29-23-13	71
66	03/03/84	vs. MTL	1-3 L	29-24-13	71
67	03/06/84	at QUE	3-4 L	29-25-13	71
68	03/08/84	at BOS	2-3 L	29-26-13	71
69	03/10/84	at NYI	5-4 W/OT	30-26-13	73
70	03/11/84	at PHI	2-3 L	30-27-13	73
71	03/14/84	vs. BUF	2-4 L	30-28-13	73
72	03/16/84	at CHI	6-5 W	31-28-13	75
73	03/18/84	at WPG	4-3 W	32-28-13	77
74	03/20/84	vs. HFD	4-1 W	33-28-13	79
75	03/22/84	vs. DET	4-6 L	33-29-13	79
76	03/25/84	at VAN	4-4 T	33-29-14	80
77	03/27/84	vs. EDM	2-9 L	33-30-14	80
78	03/29/84	vs. EDM	3-6 L	33-31-14	80
79	03/31/84	vs. MNS	10-3 W	34-31-14	82
80	04/01/84	at WPG	2-3 L	34-32-14	82

GAME-BY-GAME RESULTS

1982-83

DATE	OPP.	RESULT	RECORD	PTS
1 10/05/82	at EDM	5-7 L	0-1-0	0
2 10/07/82	vs. NYI	4-5 L	0-2-0	0
3 10/09/82	at LA	1-3 L	0-3-0	0
4 10/12/82	vs. EDM	9-4 W	1-3-0	2
5 10/14/82	vs. DET	6-4 W	2-3-0	4
6 10/16/82	at MNS	4-8 L	2-4-0	4
7 10/17/82	at WPG	5-5 T	2-4-1	5
8 10/19/82	vs. BOS	1-3 L	2-5-1	5
9 10/21/82	vs. HFD	10-3 W	3-5-1	7
10 10/23/82	at TOR	5-5 T	3-5-2	8
11 10/26/82	at NYI	2-7 L	3-6-2	8
12 10/27/82	at NYR	4-7 L	3-7-2	8
13 10/30/82	at PIT	4-1 W	4-7-2	10
14 11/01/82	at NJ	6-3 W	5-7-2	12
15 11/04/82	vs. WPG	7-5 W	6-7-2	14
16 11/06/82	vs. NYR	2-2 T	6-7-3	15
17 11/07/82	at WPG	2-5 L	6-8-3	15
18 11/09/82	vs. LA	5-4 W	7-8-3	17
19 11/13/82	at PIT	3-1 W	8-8-3	19
20 11/16/82	at WSH	3-5 L	8-9-3	19
21 11/18/82	at PHI	2-3 L	8-10-3	19
22 11/20/82	at HFD	4-4 T	8-10-4	20
23 11/21/82	at BOS	1-2 L	8-11-4	20
24 11/23/82	vs. WSH	6-3 W	9-11-4	22
25 11/25/82	vs. QUE	2-3 L	9-12-4	22
26 11/27/82	vs. NJ	3-4 L	9-13-4	22
27 11/29/82	at MNS	3-3 T	9-13-5	23
28 12/01/82	at LA	1-4 L	9-14-5	23
29 12/03/82	at VAN	5-4 W	10-15-5	25
30 12/04/82	at EDM	5-7 L	10-15-5	25
31 12/07/82	vs. LA	4-4 T	10-15-6	26
32 12/09/82	vs. STL	2-7 L	10-16-6	26
33 12/10/82	at WPG	6-4 W	11-16-6	28
34 12/12/82	at DET	3-7 L	11-17-6	28
35 12/16/82	vs. VAN	2-3 L	11-18-6	28
36 12/18/82	vs. MTL	4-5 L	11-19-6	28
37 12/21/82	vs. MNS	6-4 W	12-19-6	30
38 12/23/82	at VAN	6-3 W	13-19-6	32
39 12/26/82	vs. EDM	4-4 T	13-19-7	33
40 12/28/82	vs. CHI	3-2 W	14-19-7	35
41 12/30/82	vs. PHI	3-6 L	14-20-7	35
42 01/04/83	vs. EDM	3-6 L	14-21-7	35
43 01/06/83	vs. WPG	5-1 W	15-21-7	37
44 01/08/83	vs. DET	5-2 W	16-21-7	39
45 01/13/83	at VAN	6-4 W	17-21-7	41
46 01/15/83	vs. VAN	5-2 W	18-21-7	43
47 01/15/83	at QUE	2-7 L	18-22-7	43
48 01/18/83	at MTL	2-7 L	18-23-7	43
49 01/20/83	at PHI	2-5 L	18-24-7	43
50 01/22/83	at STL	7-6 W	19-24-7	45
51 01/25/83	at LA	8-6 W	20-24-7	47
52 01/27/83	vs. TOR	3-1 W	21-24-7	49
53 01/29/83	at EDM	4-5 L	21-25-7	49
54 02/01/83	vs. NYI	2-2 T	21-25-8	50
55 02/03/83	vs. MTL	7-3 W	22-25-8	52
56 02/05/83	vs. PIT	7-4 W	23-25-8	54
57 02/10/83	vs. QUE	3-3 T	23-25-9	55
58 02/12/83	vs. BUF	4-2 W	24-25-9	57
59 02/16/83	at CHI	3-5 L	24-26-9	57
60 02/18/83	at BUF	1-5 L	24-27-9	57
61 02/19/83	at TOR	3-5 L	24-28-9	57
62 02/22/83	vs. EDM	4-1 W	25-28-9	59
63 02/24/83	vs. WSH	2-4 L	25-29-9	59
64 02/26/83	vs. STL	7-2 W	26-29-9	61
65 02/27/83	at VAN	2-6 L	26-30-9	61
66 03/01/83	vs. VAN	8-1 W	27-30-9	63
67 03/05/83	vs. LA	4-4 T	27-30-10	64
68 03/08/83	at LA	4-6 L	27-31-10	64
69 03/10/83	vs. WPG	6-3 W	28-31-10	66
70 03/12/83	vs. NYR	1-4 L	28-32-10	66
71 03/14/83	at NJ	7-0 W	29-32-10	68
72 03/16/83	at BUF	3-5 L	29-33-10	68
73 03/19/83	at BOS	2-2 T	29-33-11	69
74 03/20/83	at HFD	2-2 T	29-33-12	70
75 03/24/83	vs. CHI	6-5 W	30-33-12	72
76 03/26/83	vs. WPG	2-5 L	30-34-12	72
77 03/27/83	at WPG	4-3 W	31-34-12	74
78 03/29/83	vs. LA	5-3 W	32-34-12	76
79 03/31/83	vs. VAN	4-4 T	32-34-13	77
80 04/03/83	at EDM	3-3 T	32-34-14	78

1981-82

DATE	OPP.	RESULT	RECORD	PTS
1 10/08/81	vs. VAN	1-1 T	0-0-1	1
2 10/10/81	at STL	6-4 W	1-0-1	3
3 10/11/81	at CHI	0-3 L	1-1-1	3
4 10/13/81	at LA	3-4 L	1-2-1	3
5 10/15/81	vs. WPG	4-5 L	1-3-1	3
6 10/16/81	at EDM	4-8 L	1-4-1	3
7 10/20/81	vs. EDM	4-5 L	1-5-1	3
8 10/22/81	vs. PIT	3-3 T	1-5-2	4
9 10/24/81	vs. HFD	7-3 W	2-5-2	6
10 10/28/81	at MNS	1-6 L	2-6-2	6
11 10/29/81	at DET	4-12 L	2-7-2	6
12 11/01/81	at NYR	2-4 L	2-8-2	6
13 11/03/81	at NYI	2-2 T	2-8-3	7
14 11/04/81	at BUF	3-3 T	2-8-4	8
15 11/07/81	at STL	2-4 L	2-9-4	8
16 11/08/81	at CHI	4-10 L	2-9-4	8
17 11/10/81	vs. STL	0-7 L	2-11-4	8
18 11/12/81	vs. QUE	3-2 W	3-11-4	10
19 11/15/81	vs. VAN	4-7 L	3-12-4	10
20 11/17/81	vs. WPG	6-4 W	4-12-4	12
21 11/19/81	vs. LA	6-3 W	5-12-4	14
22 11/21/81	vs. DET	4-4 T	5-12-5	15
23 11/24/81	vs. CR	9-2 W	6-12-5	17
24 11/26/81	vs. LA	7-1 W	7-12-5	19
25 11/28/81	vs. CHI	4-4 T	7-12-6	20
26 12/02/81	at WSH	3-9 L	7-13-6	20
27 12/03/81	at PHI	1-6 L	7-14-6	20
28 12/05/81	at MTL	7-4 W	8-14-6	22
29 12/08/81	at QUE	7-4 W	9-14-6	24
30 12/12/81	vs. NYI	3-3 T	9-14-7	25
31 12/13/81	at VAN	7-6 W	10-14-7	27
32 12/17/81	vs. EDM	4-5 L	10-15-7	27
33 12/19/81	vs. CR	5-5 T	11-15-7	29
34 12/20/81	at EDM	7-5 W	12-15-7	31
35 12/23/81	vs. MNS	4-4 T	12-15-8	32
36 12/26/81	at CR	3-6 L	12-16-8	32
37 12/28/81	vs. PHI	4-7 L	12-17-8	32
38 12/30/81	vs. BOS	2-4 L	12-18-8	32
39 01/02/82	at LA	5-5 T	12-18-9	33
40 01/05/82	vs. CR	5-4 W	13-18-9	35
41 01/07/82	vs. TOR	4-4 T	13-18-10	36
42 01/09/82	at EDM	2-7 L	13-19-10	36
43 01/10/82	vs. EDM	5-1 W	14-19-10	38
44 01/13/82	at VAN	1-5 L	14-20-10	38
45 01/14/82	vs. LA	5-2 W	15-20-10	40
46 01/16/82	vs. PIT	4-0 W	16-20-10	42
47 01/17/82	at CR	5-3 W	17-20-10	44
48 01/20/82	at TOR	4-4 T	17-20-11	45
49 01/21/82	at DET	7-4 W	18-20-11	47
50 01/23/82	at MTL	2-6 L	18-21-11	47
51 01/25/82	at BOS	3-3 T	18-21-12	48
52 01/27/82	at HFD	1-3 L	18-22-12	48
53 01/30/82	vs. BUF	3-2 W	19-22-12	50
54 02/02/82	vs. MTL	3-5 L	19-23-12	50
55 02/04/82	vs. NYR	4-4 T	19-23-13	51
56 02/05/82	at WPG	4-6 L	19-24-13	51
57 02/08/82	vs. TOR	8-2 W	20-24-13	53
58 02/11/82	vs. WSH	3-5 L	20-25-13	53
59 02/13/82	vs. BOS	6-3 W	21-25-13	55
60 02/16/82	vs. HFD	7-2 W	22-25-13	57
61 02/18/82	vs. MNS	2-2 T	22-25-14	58
62 02/20/82	at LA	2-6 L	22-26-14	58
63 02/23/82	at VAN	2-2 T	22-26-15	59
64 02/25/82	vs. VAN	11-4 W	23-26-15	61
65 02/27/82	vs. PHI	8-9 L	23-27-15	61
66 03/02/82	at NYI	3-6 L	23-28-15	61
67 03/03/82	at NYR	2-4 L	23-29-15	61
68 03/05/82	at WSH	6-8 L	23-30-15	61
69 03/07/82	at PIT	4-4 T	23-30-16	62
70 03/09/82	at QUE	9-4 W	24-30-16	64
71 03/11/82	vs. VAN	6-3 W	25-30-16	66
72 03/13/82	vs. BUF	4-1 W	26-30-16	68
73 03/17/82	at LA	4-9 L	26-31-16	68
74 03/19/82	at EDM	3-3 T	26-31-17	69
75 03/25/82	at CR	4-2 W	27-31-17	71
76 03/25/82	vs. EDM	2-7 L	27-32-17	71
77 03/27/82	at VAN	2-7 L	27-33-17	71
78 03/30/82	vs. LA	7-5 W	28-33-17	73
79 04/01/82	vs. CR	11-0 W	29-33-17	75
80 04/03/82	at CR	1-3 L	29-34-17	75

1980-81

	DATE	OPP.	RESULT	RECORD	PTS
1	10/09/80	vs. QUE	5-5 T	0-0-1	1
2	10/11/80	at CR	2-6 L	0-1-1	1
3	10/12/80	at CHI	3-3 T	0-1-2	2
4	10/14/80	vs. LA	4-2 W	1-1-2	4
5	10/16/80	vs. BOS	2-1 W	2-1-2	6
6	10/18/80	vs. MNS	6-2 W	3-1-2	8
7	10/22/80	at EDM	3-5 L	3-2-2	8
8	10/23/80	vs. TOR	4-5 L	3-3-2	8
9	10/25/80	at PIT	8-2 W	4-3-2	10
10	10/28/80	at PHI	0-8 L	4-4-2	10
11	10/30/80	at BOS	3-1 W	5-4-2	12
12	11/01/80	at STL	3-2 W	6-4-2	14
13	11/02/80	at MNS	3-8 L	6-5-2	14
14	11/05/80	at WPG	5-5 T	6-5-3	15
15	11/08/80	vs. STL	4-2 W	7-5-3	17
16	11/11/80	vs. NYR	7-3 W	8-5-3	19
17	11/13/80	vs. CHI	4-4 T	8-5-4	20
18	11/16/80	vs. CR	3-4 L	8-6-4	20
19	11/20/80	at WSH	2-4 L	8-7-4	20
20	11/22/80	at QUE	3-3 T	8-7-5	21
21	11/25/80	at MTL	5-4 W	9-7-5	23
22	11/27/80	at BUF	3-6 L	9-8-5	23
23	11/29/80	at STL	3-9 L	9-9-5	23
24	11/30/80	at WPG	4-1 W	10-9-5	25
25	12/04/80	vs. WPG	3-1 W	11-9-5	27
26	12/06/80	vs. HFD	3-5 L	11-10-5	27
27	12/08/80	at LA	4-2 W	12-10-5	29
28	12/11/80	vs. BUF	8-4 W	13-10-5	31
29	12/13/80	vs. NYI	4-4 T	13-10-6	32
30	12/18/80	vs. MTL	0-4 L	13-11-6	32
31	12/20/80	vs. PIT	3-3 T	13-11-7	33
32	12/22/80	at NYR	3-2 W	14-11-7	35
33	12/23/80	at NYI	2-2 T	14-11-8	36
34	12/26/80	at CR	2-5 L	14-12-8	36
35	12/27/80	vs. PHI	2-1 W	15-12-8	38
36	12/30/80	vs. EDM	5-3 W	16-12-8	40
37	01/02/81	vs. LA	7-6 W	17-12-8	42
38	01/04/81	vs. TOR	8-5 W	18-12-8	44
39	01/05/81	at LA	2-5 L	18-13-8	44
40	01/08/81	vs. WSH	6-0 W	19-13-8	46
41	01/10/81	at DET	1-4 L	19-14-8	46
42	01/11/81	at CHI	1-2 L	19-15-8	46
43	01/13/81	vs. NYR	4-4 T	19-15-9	47
44	01/15/81	vs. DET	10-0 W	20-15-9	49
45	01/17/81	vs. WPG	4-2 W	21-15-9	51
46	01/19/81	at NYR	3-6 L	21-16-9	51
47	01/20/81	at NYI	0-5 L	21-17-9	51
48	01/23/81	at HFD	4-2 W	22-17-9	53
49	01/24/81	at PIT	3-4 L	22-18-9	53
50	01/26/81	at MNS	2-3 L	22-19-9	53
51	01/29/81	vs. MTL	4-4 T	22-19-10	54
52	01/31/81	vs. CHI	3-3 T	22-19-11	55
53	02/01/81	at VAN	2-6 L	22-20-11	55
54	02/05/81	vs. WSH	5-2 W	23-20-11	57
55	02/07/81	vs. PIT	5-4 W	24-20-11	59
56	02/08/81	at EDM	10-0 W	25-21-11	61
57	02/12/81	vs. QUE	5-3 W	26-20-11	63
58	02/14/81	vs. BUF	4-4 T	26-20-12	64
59	02/17/81	vs. STL	2-5 L	26-21-12	64
60	02/19/81	vs. PHI	5-4 W	27-21-12	66
61	02/21/81	vs. BOS	7-2 W	28-21-12	68
62	02/22/81	at VAN	5-3 W	29-21-12	70
63	02/25/81	vs. NYI	11-4 W	30-21-12	72
64	02/27/81	vs. HFD	5-1 W	31-21-12	74
65	03/03/81	at WSH	6-3 W	32-21-12	76
66	03/04/81	at BUF	0-4 L	32-22-12	76
67	03/07/81	at TOR	6-4 W	33-22-12	78
68	03/08/81	at HFD	5-4 W	34-22-12	80
69	03/10/81	vs. VAN	11-2 W	35-22-12	82
70	03/12/81	vs. MNS	6-3 W	36-22-12	84
71	03/15/81	vs. EDM	3-3 T	36-22-13	85
72	03/19/81	at DET	6-3 W	37-22-13	87
73	03/21/81	at BOS	3-4 L	37-23-13	87
74	03/22/81	at PHI	2-6 L	37-24-13	87
75	03/25/81	at QUE	2-4 L	37-25-13	87
76	03/26/81	at MTL	2-8 L	37-26-13	87
77	03/28/81	at TOR	5-9 L	37-27-13	87
78	03/31/81	vs. DET	5-5 T	37-27-14	88
79	04/02/81	at CR	5-3 W	38-27-14	90
80	04/04/81	vs. VAN	6-5 W	39-27-14	90

GAME-BY-GAME RESULTS

1979-80

DATE	OPP.	RESULT	RECORD	PTS
1 10/10/79	at QUE	5-3 W	1-0-0	2
2 10/11/79	at MTL	1-3 L	1-1-0	2
3 10/13/79	vs. PHI	9-2 W	2-1-0	4
4 10/16/79	at NYI	1-5 L	2-2-0	4
5 10/18/79	at PHI	2-6 L	2-3-0	4
6 10/20/79	vs. CHI	2-2 T	2-3-1	5
7 10/23/79	vs. MTL	3-5 L	2-4-1	5
8 10/26/79	vs. EDM	7-3 W	3-4-1	7
9 10/27/79	at STL	3-0 W	4-4-1	9
10 10/30/79	vs. CR	3-1 W	5-4-1	11
11 11/02/79	vs. QUE	4-4 T	5-4-2	12
12 11/03/79	at PIT	3-3 T	5-4-3	13
13 11/06/79	vs. WPG	8-0 W	6-4-3	15
14 11/09/79	vs. NYI	5-2 W	7-4-3	17
15 11/11/79	at BOS	3-6 L	7-5-3	17
16 11/13/79	vs. VAN	3-5 L	7-6-3	17
17 11/15/79	at BUF	1-5 L	7-7-3	17
18 11/16/79	vs. NYR	4-2 W	8-7-3	19
19 11/18/79	at WSH	4-2 W	9-7-3	21
20 11/21/79	vs. DET	4-1 W	10-7-3	23
21 11/23/79	vs. PIT	4-1 W	11-7-3	25
22 11/25/79	at HFD	2-4 L	11-8-3	25
23 11/27/79	vs. TOR	3-5 L	11-9-3	25
24 12/04/79	vs. LA	2-6 L	11-10-3	25
25 12/05/79	at BUF	1-6 L	11-11-3	25
26 12/08/79	at MNS	1-4 L	11-12-3	25
27 12/09/79	at WPG	5-4 W	12-12-3	27
28 12/12/79	at EDM	5-5 T	12-12-4	28
29 12/14/79	vs. MNS	3-2 W	13-12-4	30
30 12/15/79	at TOR	1-8 L	13-13-4	30
31 12/21/79	vs. STL	1-5 L	13-14-4	30
32 12/22/79	at STL	7-3 W	14-14-4	32
33 12/26/79	vs. BOS	3-5 L	14-15-4	32
34 12/28/79	vs. PIT	2-4 L	14-16-4	32
35 12/29/79	at PIT	2-3 L	14-17-4	32
36 01/04/80	vs. DET	3-6 L	14-18-4	32
37 10/06/80	at NYR	5-2 T	14-18-5	33
38 01/08/80	vs. WPG	2-0 W	15-18-5	35
39 01/11/80	vs. QUE	4-3 W	16-18-5	37
40 01/12/80	at BOS	3-5 L	16-19-5	37
41 01/14/80	at MTL	2-3 L	16-20-5	37
42 01/16/80	at VAN	5-3 W	17-20-5	39
43 01/17/80	at CR	4-1 W	18-20-5	41
44 01/19/80	at LA	4-2 W	19-20-5	43
45 01/21/80	vs. BUF	3-3 T	19-20-6	44
46 01/22/80	vs. TOR	2-4 L	19-21-6	44
47 01/25/80	vs. CHI	4-4 T	19-21-7	45
48 01/26/80	at DET	4-3 W	20-21-7	47
49 01/28/80	at HFD	1-6 L	20-22-7	47
50 01/30/80	at QUE	4-1 W	21-22-7	49
51 02/01/80	vs. WSH	4-2 W	22-22-7	51
52 02/02/80	vs. HFD	5-3 W	23-22-7	53
53 02/08/80	at EDM	4-2 W	24-22-7	55
54 02/10/80	at CR	6-1 W	25-22-7	57
55 02/13/80	at DET	2-2 T	25-22-8	58
56 02/16/80	at MNS	2-2 T	25-22-9	59
57 02/17/80	at CHI	2-3 L	25-23-9	59
58 02/19/80	vs. MNS	4-4 T	25-23-10	60
59 02/21/80	vs. WSH	3-0 W	26-23-10	62
60 02/23/80	vs. HFD	5-6 L	26-24-10	62
61 02/26/80	vs. MTL	3-3 T	26-24-11	63
62 03/01/80	vs. CR	4-1 W	27-24-11	65
63 03/05/80	at LA	3-1 W	28-24-11	67
64 03/07/80	at VAN	9-3 W	29-24-11	69
65 03/09/80	at WPG	5-2 W	30-24-11	71
66 03/10/80	vs. VAN	2-5 L	30-25-11	71
67 03/13/80	vs. LA	2-2 T	30-25-12	72
68 03/15/80	vs. PHI	4-3 W	31-25-12	74
69 03/17/80	at TOR	5-1 W	32-25-12	76
70 03/18/80	at NYI	3-6 L	32-26-12	76
71 03/20/80	vs. STL	8-4 W	33-26-12	78
72 03/22/80	vs. BOS	2-5 L	33-27-12	78
73 03/23/80	at CHI	2-4 L	33-28-12	78
74 03/25/80	vs. EDM	4-5 L	33-29-12	78
75 03/28/80	vs. NYR	4-2 W	34-29-12	80
76 03/30/80	at PHI	2-4 L	34-30-12	80
77 04/01/80	vs. BUF	2-5 L	34-31-12	80
78 04/02/80	at NYR	7-3 W	35-31-12	82
79 04/04/80	vs. NYI	3-7 L	35-32-12	82
80 04/05/80	at WSH	4-4 T	35-32-13	83

1978-79

DATE	OPP.	RESULT	RECORD	PTS
1 10/11/78	at CHI	4-4 T	0-0-1	1
2 10/13/78	vs. WSH	3-3 T	0-0-2	2
3 10/14/78	at WSH	6-3 W	1-0-2	4
4 10/17/78	vs. CR	8-2 W	2-0-2	6
5 10/20/78	vs. MTL	7-5 W	3-0-2	8
6 10/22/78	at PHI	5-2 W	4-0-2	10
7 10/24/78	vs. LA	7-2 W	5-0-2	12
8 10/27/78	vs. NYI	8-5 W	6-0-2	14
9 10/28/78	at PIT	4-2 W	7-0-2	16
10 10/31/78	at STL	5-2 W	8-0-2	18
11 11/01/78	vs. PHI	3-0 W	9-0-2	20
12 11/03/78	vs. PIT	2-0 W	10-0-2	22
13 11/04/78	at MTL	2-4 L	10-1-2	22
14 11/07/78	vs. VAN	4-2 W	11-1-2	24
15 11/10/78	vs. CHI	5-2 W	12-1-2	26
16 11/11/78	at NYI	2-4 L	12-2-2	26
17 11/14/78	at WSH	7-8 L	12-3-2	26
18 11/15/78	vs. DET	5-3 W	13-3-2	28
19 11/17/78	vs. BOS	2-6 L	13-4-2	28
20 11/19/78	at NYR	3-1 W	14-4-2	30
21 11/21/78	vs. TOR	3-4 L	14-5-2	30
22 11/24/78	vs. STL	4-1 W	15-5-2	32
23 11/26/78	at BOS	2-4 L	15-6-2	32
24 11/29/78	vs. NYR	3-5 L	15-7-2	32
25 12/01/78	vs. MNS	3-4 L	15-8-2	32
26 12/02/78	at MNS	3-5 L	15-9-2	32
27 12/05/78	at VAN	0-3 L	15-10-2	32
28 12/08/78	at CR	4-3 W	16-10-2	34
29 12/09/78	at LA	1-5 L	16-11-2	34
30 12/13/78	at DET	5-5 T	16-11-3	35
31 12/14/78	vs. CR	5-3 W	17-11-3	37
32 12/16/78	vs. PHI	7-2 W	18-11-3	39
33 12/19/78	at STL	4-7 L	18-12-3	39
34 12/21/78	at BUF	4-5 L	18-13-3	39
35 12/22/78	vs. TOR	3-1 W	19-13-3	41
36 12/26/78	vs. NYR	3-5 L	19-14-3	41
37 12/28/78	vs. NYI	4-10 L	19-15-3	41
38 12/30/78	at NYI	2-4 L	19-16-3	41
39 12/31/78	at NYR	6-5 W	20-16-3	43
40 01/03/79	at TOR	4-1 W	21-16-3	45
41 01/05/79	vs. PIT	3-3 T	21-16-4	46
42 01/09/79	vs. BUF	5-3 W	22-16-4	48
43 01/12/79	vs. NYI	1-4 L	22-17-4	48
44 01/14/79	vs. NYR	4-6 L	22-18-4	48
45 01/16/79	vs. PHI	5-0 W	23-18-4	50
46 01/19/79	vs. CHI	6-1 W	24-18-4	52
47 01/20/79	at DET	4-3 W	25-18-4	54
48 01/22/79	at BOS	1-3 L	25-19-4	54
49 01/25/79	at MTL	0-6 L	25-20-4	54
50 01/26/79	vs. TOR	4-2 W	26-20-4	56
51 01/28/79	vs. DET	7-2 W	27-20-4	58
52 01/31/79	at BUF	5-2 W	28-20-4	60
53 02/01/79	vs. VAN	4-1 W	29-20-4	62
54 02/03/79	vs. CHI	2-4 L	29-21-4	62
55 02/04/79	at PHI	4-7 L	29-22-4	62
56 02/11/79	at CHI	4-4 T	29-22-5	63
57 02/14/79	at CR	5-1 W	30-22-5	65
58 02/18/79	at STL	6-4 W	31-22-5	67
59 02/20/79	vs. WSH	5-3 W	32-22-5	69
60 02/23/79	vs. MNS	2-2 T	32-22-6	70
61 02/24/79	at MNS	6-3 W	33-22-6	72
62 02/28/79	at TOR	6-4 W	34-22-6	74
63 03/02/79	vs. NYI	3-2 W	35-22-6	76
64 03/02/79	at NYI	2-4 L	35-23-6	76
65 03/08/79	vs. BOS	7-5 W	36-23-6	78
66 03/10/79	vs. BUF	5-5 T	36-23-7	79
67 03/11/79	at BUF	4-9 L	36-24-7	79
68 03/14/79	at NYR	6-4 W	37-24-7	81
69 03/15/79	at PHI	4-5 L	37-25-7	81
70 03/17/79	at VAN	1-2 L	37-26-7	81
71 03/20/79	at LA	3-4 L	37-27-7	81
72 03/21/79	vs. PHI	1-4 L	37-28-7	81
73 03/25/79	vs. STL	8-2 W	38-28-7	83
74 03/27/79	vs. MTL	4-6 L	38-29-7	83
75 03/30/79	vs. LA	5-3 W	39-29-7	85
76 04/01/79	at PIT	7-2 W	40-29-7	87
77 04/03/79	at NYI	2-3 L	40-30-7	87
78 04/04/79	at NYR	3-3 T	40-30-8	88
79 04/06/79	vs. NYR	9-2 W	41-30-8	90
80 04/08/79	at PHI	2-4 L	41-31-8	90

1977-78

	DATE	OPP.	RESULT	RECORD	PTS
1	10/13/77	at BOS	2-2 T	0-0-1	1
2	10/15/77	vs. STL	3-1 W	1-0-1	3
3	10/19/77	vs. MNS	5-1 W	2-0-1	5
4	10/21/77	vs. NYI	3-3 T	2-0-2	6
5	10/22/77	at PIT	2-5 L	2-1-2	6
6	10/25/77	at STL	2-2 T	2-1-3	7
7	10/26/77	vs. WSH	2-6 L	2-2-3	7
8	10/29/77	vs. NYR	4-3 W	3-2-3	9
9	11/01/77	at NYI	0-9 L	3-3-3	9
10	11/02/77	at MTL	2-2 T	3-3-4	10
11	11/04/77	vs. PIT	5-2 W	4-3-4	12
12	11/06/77	at CHI	3-3 T	4-3-5	13
13	11/09/77	vs. TOR	0-4 L	4-4-5	13
14	11/12/77	vs. BOS	3-6 L	4-5-5	13
15	11/13/77	at NYR	5-2 W	5-5-5	15
16	11/16/77	vs. BUF	2-6 L	5-6-5	15
17	11/18/77	vs. DET	5-3 W	6-6-5	17
18	11/20/77	at PHI	0-4 L	6-7-5	17
19	11/22/77	vs. MNS	4-2 W	7-7-5	19
20	11/23/77	at WSH	2-2 T	7-7-6	20
21	11/26/77	vs. LA	4-4 T	7-7-7	21
22	11/29/77	at MNS	3-4 L	7-8-7	21
23	12/02/77	at VAN	2-3 L	7-9-7	21
24	12/03/77	at LA	1-4 L	7-10-7	21
25	12/05/77	at MTL	2-2 T	7-10-8	22
26	12/07/77	vs. VAN	2-2 T	7-10-9	23
27	12/10/77	vs. WSH	5-1 W	8-10-9	25
28	12/11/77	at PIT	5-1 W	9-10-9	27
29	12/15/77	vs. CLE	3-6 L	9-11-9	27
30	12/17/77	vs. PHI	3-4 L	9-12-9	27
31	12/18/77	at CHI	0-3 L	9-13-9	27
32	12/20/77	at VAN	2-2 T	9-13-10	28
33	12/23/77	at CR	6-2 W	10-13-10	30
34	12/27/77	vs. CHI	2-4 L	10-14-10	30
35	12/29/77	vs. STL	5-4 W	11-14-10	32
36	12/31/77	at TOR	3-0 W	12-14-10	34
37	01/01/78	at BUF	2-2 T	12-14-11	35
38	01/04/78	vs. MTL	1-4 L	12-15-11	35
39	01/06/78	at PHI	5-3 W	13-15-11	37
40	01/09/78	at TOR	5-2 W	14-15-11	39
41	01/11/78	vs. CR	4-2 W	15-15-11	41
42	01/14/78	at LA	4-8 L	15-16-11	41
43	01/16/78	at PHI	3-5 L	15-17-11	41
44	01/18/78	vs. PIT	1-0 W	16-17-11	43
45	01/20/78	vs. NYR	5-3 W	17-17-11	45
46	01/22/78	at MNS	4-3 W	18-17-11	47
47	01/26/78	vs. MTL	2-5 L	18-18-11	47
48	01/28/78	vs. TOR	5-7 L	18-19-11	47
49	01/29/78	at CLE	6-2 W	19-19-11	49
50	01/31/78	vs. MNS	7-4 W	20-19-11	51
51	02/02/78	vs. NYI	2-5 L	20-20-11	51
52	02/04/78	vs. COL	2-2 T	20-20-12	52
53	02/07/78	at VAN	4-2 W	21-20-12	54
54	02/09/78	at LA	4-2 W	22-20-12	56
55	02/10/78	at CHI	2-2 T	22-21-12	56
56	02/12/78	at CHI	2-3 L	22-21-13	57
57	02/15/78	at CLE	5-5 T	22-21-14	58
58	02/16/78	at DET	3-5 L	22-22-14	58
59	02/18/78	at NYI	3-3 T	22-22-15	59
60	02/22/78	vs. NYI	3-3 T	22-22-16	60
61	02/25/78	vs. DET	2-3 T	22-22-17	61
62	02/27/78	at NYR	5-2 W	23-22-17	63
63	03/01/78	vs. BUF	3-4 L	23-23-17	63
64	03/02/78	at BOS	3-4 L	23-24-17	63
65	03/04/78	vs. CLE	9-3 W	24-24-17	65
66	03/07/78	at PHI	3-5 L	24-25-17	65
67	03/08/78	vs. VAN	8-3 W	25-25-17	67
68	03/11/78	vs. CHI	4-1 W	26-25-17	69
69	03/14/78	at CR	4-4 T	26-25-18	70
70	03/15/78	at STL	6-2 W	27-25-18	72
71	03/18/78	at NYI	5-2 W	28-25-18	74
72	03/22/78	at DET	1-4 L	28-26-18	74
73	03/23/78	vs. STL	5-3 W	29-26-18	76
74	03/25/78	vs. BOS	6-3 W	30-26-18	78
75	03/29/78	vs. TOR	7-4 W	31-26-18	80
76	04/01/78	vs. NYR	6-0 W	32-26-18	82
77	04/02/78	at BUF	4-2 W	33-26-18	84
78	04/05/78	at NYR	4-2 W	34-26-18	86
79	04/08/78	vs. PIT	1-1 T	34-26-19	87
80	04/09/78	at WSH	2-4 L	34-27-19	88

GAME-BY-GAME RESULTS

1976-77

DATE	OPP.	RESULT	RECORD	PTS
1 10/05/76	at WSH	5-6 L	0-1-0	0
2 10/07/76	vs. LA	4-2 W	1-1-0	2
3 10/09/76	vs. PHI	4-3 W	2-1-0	4
4 10/12/76	at NYI	0-7 L	2-2-0	4
5 10/13/76	at CLE	4-2 W	3-2-0	6
6 10/15/76	vs. PIT	2-1 W	4-2-0	8
7 10/17/76	at BUF	6-5 W	5-2-0	10
8 10/20/76	at MNS	3-4 L	5-3-0	10
9 10/22/76	vs. VAN	3-5 L	5-4-0	10
10 10/24/76	at PIT	3-3 T	5-4-1	11
11 10/27/76	at CR	2-4 L	5-5-1	11
12 10/28/76	at LA	1-5 L	5-6-1	11
13 10/30/76	at VAN	3-3 T	5-6-2	12
14 11/03/76	vs. WSH	7-0 W	6-6-2	14
15 11/05/76	vs. TOR	2-4 L	6-7-2	14
16 11/07/76	at DET	0-0 T	6-7-3	15
17 11/10/76	vs. MTL	2-2 T	6-7-4	16
18 11/12/76	vs. CLE	3-3 T	6-7-5	17
19 11/13/76	at STL	5-3 W	7-7-5	19
20 11/17/76	vs. CR	6-3 W	8-7-5	21
21 11/19/76	vs. CHI	5-3 W	9-7-5	23
22 11/21/76	at PHI	5-6 L	9-8-5	23
23 11/24/76	vs. WSH	6-2 W	10-8-5	25
24 11/26/76	vs. STL	5-2 W	11-8-5	27
25 11/30/76	vs. NYR	2-2 T	11-8-6	28
26 12/03/76	vs. BOS	3-1 W	12-8-6	30
27 12/04/76	at STL	1-0 W	13-8-6	32
28 12/08/76	at MNS	5-0 W	14-8-6	34
29 12/10/76	vs. MNS	3-3 T	15-8-6	35
30 12/11/76	vs. CHI	3-1 W	15-8-7	37
31 12/15/76	vs. LA	1-3 L	15-9-7	37
32 12/17/76	vs. NYI	2-4 L	15-10-7	37
33 12/18/76	at DET	3-6 L	15-11-7	37
34 12/20/76	at TOR	2-6 L	15-12-7	37
35 12/22/76	vs. DET	2-1 W	16-12-7	39
36 12/27/76	vs. CR	6-2 W	17-12-7	41
37 12/29/76	vs. BUF	6-4 L	17-13-7	41
38 12/31/76	at NYR	4-2 W	18-13-7	43
39 01/02/77	at MTL	0-7 L	18-14-7	43
40 01/05/77	vs. VAN	4-1 W	19-14-7	45
41 01/07/77	vs. NYI	4-5 L	19-15-7	45
42 01/08/77	at NYI	3-6 L	19-16-7	45
43 01/12/77	vs. NYR	6-1 W	20-16-7	47
44 01/14/77	vs. STL	3-2 W	21-16-7	49
45 01/16/77	at PIT	6-5 W	22-16-7	51
46 01/20/77	at MNS	4-4 T	22-16-8	52
47 01/22/77	vs. PHI	4-4 T	22-16-9	53
48 01/23/77	at BOS	0-3 L	22-17-9	53
49 01/27/77	at BUF	1-1 T	22-17-10	54
50 01/28/77	vs. CR	3-3 T	22-17-11	55
51 01/31/77	vs. TOR	7-3 W	23-17-11	57
52 02/02/77	at CHI	2-4 L	23-18-11	57
53 02/04/77	vs. BOS	6-3 W	24-18-11	59
54 02/07/77	at PHI	4-7 L	24-19-11	59
55 02/09/77	at TOR	1-5 L	24-20-11	59
56 02/12/77	at STL	1-3 L	24-21-11	59
57 02/13/77	at CHI	2-4 L	24-22-11	59
58 02/17/77	at LA	4-3 W	25-22-11	61
59 02/19/77	at VAN	1-5 L	25-23-11	61
60 02/21/77	at MTL	2-3 L	25-24-11	61
61 02/23/77	vs. MTL	2-4 L	25-25-11	61
62 02/25/77	vs. MNS	6-2 W	26-25-11	63
63 02/26/77	at NYI	2-8 L	26-26-11	63
64 03/02/77	vs. VAN	1-2 L	26-27-11	63
65 03/05/77	vs. CLE	1-2 L	26-28-11	63
66 03/06/77	at WSH	4-2 W	27-28-11	65
67 03/08/77	at BOS	2-3 L	27-29-11	65
68 03/09/77	vs. NYI	2-6 L	27-30-11	65
69 03/12/77	vs. NYR	6-3 W	28-30-11	67
70 03/13/77	at NYR	5-3 W	29-30-11	69
71 03/15/77	vs. PIT	7-3 W	30-30-11	71
72 03/17/77	at PHI	4-1 W	31-30-11	73
73 03/19/77	at TOR	4-5 L	31-31-11	73
74 03/20/77	at CLE	4-5 L	31-32-11	73
75 03/22/77	vs. BUF	3-6 L	31-33-11	73
76 03/24/77	vs. DET	3-1 W	32-33-11	75
77 03/26/77	at CR	2-1 W	33-33-11	77
78 03/30/77	at NYR	3-4 W	33-34-11	79
79 04/01/77	vs. CHI	6-4 W	34-34-11	79
80 04/03/77	vs. PHI	3-3 T	34-34-12	80

1975-76

DATE	OPP.	RESULT	RECORD	PTS
1 10/08/75	vs. CAL	3-4 L	0-1-0	0
2 10/10/75	vs. NYR	1-2 L	0-2-0	0
3 10/15/75	at NYR	1-3 L	0-3-0	0
4 10/17/75	vs. NYI	0-2 L	0-4-0	0
5 10/18/75	at KC	5-3 W	1-4-0	2
6 10/22/75	vs. STL	1-1 T	1-4-1	3
7 10/24/75	vs. LA	7-1 W	2-4-1	5
8 10/25/75	at STL	3-7 L	2-5-1	5
9 10/28/75	at VAN	3-2 W	3-5-1	7
10 10/31/75	at CAL	2-0 W	4-5-1	9
11 11/01/75	at LA	1-3 L	4-6-1	9
12 11/05/75	vs. MTL	1-3 L	4-7-1	9
13 11/07/75	vs. MNS	3-2 W	5-7-1	11
14 11/09/75	at DET	3-6 L	5-8-1	11
15 11/12/75	vs. KC	2-1 W	6-8-1	13
16 11/14/75	at WSH	4-1 W	7-8-1	15
17 11/15/75	vs. BOS	3-5 L	7-9-1	15
18 11/18/75	vs. VAN	2-2 T	7-9-2	16
19 11/21/75	vs. PIT	1-4 L	7-10-2	16
20 11/22/75	at MNS	6-3 W	8-10-2	18
21 11/25/75	vs. MTL	0-4 L	8-11-2	18
22 11/26/75	at PHI	3-7 L	8-12-2	18
23 11/28/75	vs. TOR	6-3 W	9-12-2	20
24 11/30/75	at CAL	4-1 W	10-12-2	22
25 12/02/75	at LA	3-5 L	10-13-2	22
26 12/05/75	at VAN	6-2 W	11-13-2	24
27 12/07/75	at CHI	2-0 W	12-13-2	26
28 12/09/75	vs. WSH	7-1 W	13-13-2	28
29 12/12/75	vs. NYI	3-3 T	13-13-3	29
30 12/14/75	at BUF	7-4 W	14-13-3	31
31 12/16/75	vs. KC	3-1 W	15-13-3	33
32 12/17/75	at MNS	2-3 L	15-14-3	33
33 12/19/75	vs. NYR	8-3 W	16-14-3	35
34 12/21/75	at BOS	2-1 W	17-14-3	37
35 12/23/75	vs. PHI	2-2 T	17-14-4	38
36 12/26/75	vs. PIT	4-3 W	18-14-4	40
37 12/27/75	at PIT	2-3 L	18-15-4	40
38 12/29/75	at TOR	2-6 L	18-16-4	40
39 12/31/75	at NYR	8-1 W	19-16-4	42
40 01/02/76	vs. STL	7-1 W	20-16-4	44
41 01/03/76	at KC	6-4 W	21-16-4	46
42 01/06/76	vs. DET	4-3 W	22-16-4	48
43 01/09/76	vs. CHI	1-1 T	22-16-5	49
44 01/11/76	vs. VAN	5-2 W	23-16-5	51
45 01/13/76	vs. LA	3-3 L	23-17-5	51
46 01/15/76	vs. STL	0-5 L	23-18-5	51
47 01/17/76	at NYI	2-2 T	23-18-6	52
48 01/18/76	at MTL	2-4 L	23-19-6	52
49 01/22/76	at PHI	2-3 L	23-20-6	52
50 01/23/76	vs. BUF	3-7 T	23-20-7	53
51 01/27/76	vs. PHI	8-4 W	24-20-7	55
52 01/28/76	at CHI	3-7 L	24-21-7	55
53 01/30/76	vs. BOS	2-4 L	24-22-7	55
54 02/01/76	at BOS	3-5 L	24-23-7	55
55 02/03/76	at NYI	2-2 T	24-23-8	56
56 02/04/76	vs. CAL	4-1 W	25-23-8	58
57 02/06/76	vs. CHI	1-2 L	25-24-8	58
58 02/11/76	vs. TOR	5-2 W	26-24-8	60
59 02/13/76	vs. BUF	2-3 L	26-25-8	60
60 02/14/76	at STL	3-5 L	26-26-8	60
61 02/17/76	at BUF	1-3 L	26-27-8	60
62 02/20/76	at KC	3-1 W	27-27-8	62
63 02/23/76	at TOR	1-7 L	27-28-8	62
64 02/25/76	at PIT	3-3 T	27-28-9	62
65 02/28/76	at MTL	2-3 L	27-29-9	63
66 03/03/76	vs. DET	2-3 L	27-30-9	63
67 03/05/76	vs. NYR	8-3 W	28-30-9	65
68 03/07/76	at NYR	6-6 T	28-30-10	66
69 03/09/76	vs. BOS	9-0 W	29-30-10	68
70 03/13/76	at MNS	4-1 W	30-30-10	70
71 03/12/76	vs. WSH	4-1 W	31-30-10	72
72 03/14/76	at PHI	1-6 L	31-31-10	72
73 03/16/76	vs. PHI	2-4 L	31-32-10	72
74 03/19/76	vs. VAN	2-2 T	31-32-11	73
75 03/24/76	at CHI	7-2 W	32-32-11	75
76 03/27/76	at DET	0-8 L	32-33-11	75
77 03/28/76	at WSH	3-1 W	33-33-11	77
78 04/01/76	at NYI	1-1 T	33-33-12	78
79 04/02/76	vs. MNS	4-2 W	34-33-12	80
80 04/04/76	vs. NYI	5-2 W	35-33-12	82

1974-75

	DATE	OPP.	RESULT	RECORD	PTS
1	10/09/74	at VAN	3-3 T	0-0-1	1
2	10/11/74	at CAL	0-3 L	0-1-1	1
3	10/13/74	at CHI	4-3 W	1-1-1	3
4	10/16/74	at DET	2-4 L	1-2-1	3
5	10/18/74	vs. KC	4-2 W	2-2-1	5
6	10/20/74	vs. PIT	5-1 W	3-2-1	7
7	10/22/74	at NYI	1-2 L	3-3-1	7
8	10/23/74	vs. DET	10-1 W	4-3-1	9
9	10/25/74	vs. MNS	2-2 T	4-3-2	10
10	10/27/74	at NYR	1-4 L	4-4-2	10
11	10/30/74	vs. CAL	4-1 W	5-4-2	12
12	11/01/74	vs. TOR	5-2 W	6-4-2	14
13	11/02/74	at STL	0-9 L	6-5-2	14
14	11/06/74	vs. NYI	2-1 W	7-5-2	16
15	11/08/74	vs. CHI	2-0 W	8-5-2	18
16	11/10/74	at BOS	3-4 L	8-6-2	18
17	11/12/74	at WSH	2-2 T	8-6-3	19
18	11/13/74	vs. WSH	4-3 W	9-6-3	21
19	11/15/74	vs. PHI	2-2 T	9-6-4	22
20	11/17/74	at BUF	0-4 L	9-7-4	22
21	11/20/74	at KC	1-0 W	10-7-4	24
22	11/22/74	vs. BUF	4-4 T	10-7-5	25
23	11/24/74	at PHI	4-3 W	11-7-5	27
24	11/27/74	vs. KC	4-2 W	12-7-5	29
25	11/29/74	vs. NYR	3-2 W	13-7-5	31
26	12/02/74	at MTL	0-2 L	13-8-5	31
27	12/04/74	at CAL	1-3 L	13-9-5	31
28	12/06/74	at VAN	5-7 L	13-10-5	31
29	12/07/74	at LA	2-6 L	13-11-5	31
30	12/11/74	vs. CHI	2-5 L	13-12-5	31
31	12/13/74	vs. PHI	2-3 L	13-13-5	31
32	12/14/74	at TOR	2-4 L	13-14-5	31
33	12/17/74	at BOS	3-5 L	13-15-5	31
34	12/20/74	vs. STL	6-2 W	14-15-5	33
35	12/22/74	at NYR	4-3 W	15-15-5	35
36	12/26/74	vs. NYI	2-1 W	16-15-5	37
37	12/28/74	at PIT	3-3 T	16-16-5	38
38	01/02/75	vs. MTL	1-1 T	16-17-5	39
39	01/04/75	at STL	4-1 W	17-17-5	41
40	01/05/75	vs. WSH	3-0 W	18-17-5	43
41	01/08/75	at CAL	3-2 W	19-17-5	45
42	01/10/75	vs. PIT	3-3 T	19-18-5	46
43	01/11/75	at NYI	2-2 T	19-19-5	47
44	01/15/75	at PIT	3-5 L	19-16-6	47
45	01/17/75	vs. LA	5-0 W	20-16-6	49
46	01/18/75	at PHI	1-4 L	20-17-6	49
47	01/23/75	at NYR	2-5 L	20-18-6	49
48	01/24/75	vs. VAN	1-4 L	20-19-6	49
49	01/26/75	at BUF	4-3 W	21-19-6	51
50	01/29/75	at KC	4-4 T	21-19-10	52
51	01/31/75	vs. STL	2-4 L	21-20-10	52
52	02/02/75	at MNS	5-3 W	22-20-10	54
53	02/05/75	vs. BOS	3-3 T	22-20-11	55
54	02/07/75	vs. LA	3-1 W	23-20-11	57
55	02/09/75	vs. MNS	2-3 L	23-21-11	57
56	02/12/75	at LA	2-2 T	23-21-12	58
57	02/15/75	at VAN	3-3 T	23-21-13	59
58	02/19/75	at MNS	4-2 W	24-21-13	61
59	02/22/75	at DET	3-4 L	24-22-13	61
60	02/23/75	at CHI	0-4 L	24-23-13	61
61	02/26/75	vs. PHI	7-4 W	25-23-13	63
62	02/28/75	vs. CHI	4-4 L	25-24-13	63
63	03/02/75	vs. KC	4-0 W	26-24-13	65
64	03/05/75	vs. MTL	3-4 L	26-25-13	65
65	03/07/75	vs. BOS	2-4 L	26-26-13	65
66	03/09/75	at BOS	2-5 L	26-27-13	65
67	03/11/75	at STL	0-3 L	26-28-13	65
68	03/12/75	vs. MNS	9-4 W	27-28-13	67
69	03/14/75	vs. NYR	1-0 W	28-28-13	69
70	03/17/75	at MTL	1-5 L	28-29-13	69
71	03/19/75	vs. TOR	8-7 W	29-29-13	71
72	03/21/75	at VAN	12-4 W	30-29-13	73
73	03/23/75	at WSH	5-0 W	31-29-13	75
74	03/26/75	vs. DET	5-3 W	32-29-13	77
75	03/28/75	vs. BUF	3-2 W	33-29-13	79
76	03/30/75	vs. NYI	2-2 T	33-29-14	80
77	04/01/75	at NYI	2-2 T	33-29-15	81
78	04/02/75	at TOR	3-0 W	34-29-15	83
79	04/04/75	vs. NYR	2-3 L	34-30-15	83
80	04/06/75	at PHI	2-6 L	34-31-15	85

GAME-BY-GAME RESULTS

1973-74

	DATE	OPP.	RESULT	RECORD	PTS
1	10/10/73	vs. NYI	1-1 T	0-0-1	1
2	10/12/73	vs. PIT	3-4 L	0-1-1	1
3	10/13/73	at STL	1-0 W	1-1-1	3
4	10/17/73	vs. BOS	4-3 W	2-1-1	5
5	10/20/73	at MTL	4-2 W	3-1-1	7
6	10/23/73	at VAN	0-3 L	3-2-1	7
7	10/24/73	at LA	4-6 L	3-3-1	7
8	10/26/73	at CAL	3-1 W	4-3-1	9
9	11/01/73	vs. CAL	7-2 W	5-3-1	11
10	11/03/73	at PHI	2-1 W	6-3-1	13
11	11/04/73	vs. DET	2-0 W	7-3-1	15
12	11/07/73	vs. STL	2-2 T	7-3-2	16
13	11/09/73	vs. NYR	3-3 T	7-3-3	17
14	11/10/73	at PIT	4-4 T	7-3-4	18
15	11/14/73	vs. BUF	1-3 L	7-4-4	18
16	11/16/73	vs. CHI	1-6 L	7-5-4	18
17	11/18/73	at BOS	2-5 L	7-6-4	18
18	11/21/73	vs. BUF	3-2 W	8-6-4	20
19	11/23/73	vs. VAN	4-1 W	9-6-4	22
20	11/25/73	at BUF	4-3 W	10-6-4	24
21	11/27/73	at NYI	2-4 L	10-7-4	24
22	11/29/73	vs. DET	4-3 W	11-7-4	26
23	12/01/73	at PIT	2-2 T	11-7-5	27
24	12/02/73	vs. MTL	1-3 L	11-8-5	27
25	12/05/73	at CAL	3-3 T	11-8-6	28
26	12/07/73	at VAN	2-0 W	12-8-6	30
27	12/08/73	at LA	0-3 L	12-9-6	30
28	12/13/73	vs. TOR	1-6 L	12-10-6	30
29	12/15/73	at PHI	3-2 W	13-10-6	32
30	12/16/73	vs. PIT	1-2 L	13-11-6	32
31	12/19/73	at MNS	2-4 L	13-12-6	32
32	12/21/73	vs. STL	1-2 L	13-13-6	32
33	12/23/73	vs. NYR	3-1 W	14-13-6	34
34	12/27/73	at LA	6-4 W	15-13-6	36
35	12/29/73	at TOR	3-3 T	15-13-7	37
36	12/30/73	at DET	2-4 L	15-14-7	37
37	01/03/74	vs. CHI	3-2 W	16-14-7	39
38	01/06/74	at NYR	2-5 L	16-15-7	39
39	01/07/74	at TOR	2-6 L	16-16-7	39
40	01/09/74	vs. BUF	3-0 W	17-16-7	41
41	01/11/74	vs. PHI	6-7 L	17-17-7	41
42	01/13/74	at PHI	0-1 L	17-18-7	41
43	01/15/74	at NYI	3-4 L	17-19-7	41
44	01/18/74	vs. CAL	6-2 W	18-19-7	41
45	01/20/74	vs. STL	1-3 L	18-20-7	43
46	01/23/74	at NYR	1-4 L	18-21-7	43
47	01/25/74	vs. DET	2-2 T	18-21-8	44
48	01/27/74	vs. TOR	2-5 L	18-22-8	44
49	01/31/74	at BOS	2-4 L	18-23-8	44
50	02/01/74	vs. MTL	5-3 W	19-23-8	46
51	02/03/74	vs. PHI	2-2 T	19-23-9	47
52	02/06/74	at CHI	1-1 T	19-23-10	48
53	02/08/74	vs. CHI	0-3 L	19-24-10	48
54	02/10/74	vs. LA	3-6 L	19-25-10	48
55	02/12/74	at NYI	4-1 W	20-25-10	50
56	02/13/74	at MTL	3-2 W	21-25-10	52
57	02/16/74	at TOR	2-7 L	21-26-10	52
58	02/19/74	at STL	1-7 L	21-27-10	52
59	02/21/74	at BUF	4-4 T	21-27-11	53
60	02/23/74	at MNS	5-3 W	22-27-11	55
61	02/26/74	vs. MTL	5-6 L	22-28-11	55
62	02/28/74	vs. LA	1-3 L	22-29-11	55
63	03/03/74	vs. VAN	5-3 W	23-29-11	57
64	03/05/74	vs. BOS	4-1 W	24-29-11	59
65	03/08/74	vs. MNS	3-1 W	25-29-11	61
66	03/10/74	at DET	4-0 W	26-29-11	63
67	03/13/74	at MNS	1-5 L	26-30-11	63
68	03/15/74	at VAN	0-3 L	26-31-11	63
69	03/17/74	at CHI	3-3 T	26-31-12	64
70	03/21/74	vs. NYR	5-2 T	26-31-13	65
71	03/23/74	at BOS	4-3 W	27-31-13	67
72	03/24/74	vs. NYI	4-6 L	27-32-13	67
73	03/28/74	vs. PHI	3-3 T	27-32-14	68
74	03/30/74	vs. MNS	4-1 W	28-32-14	70
75	03/31/74	at PIT	2-4 L	28-33-14	70
76	04/03/74	at LA	2-4 L	28-34-14	70
77	04/05/74	at CAL	4-2 W	29-34-14	72
78	04/07/74	vs. PIT	6-3 W	30-34-14	74

1972-73

	DATE	OPP.	RESULT	RECORD	PTS
1	10/07/72	at NYI	3-2 W	1-0-0	2
2	10/08/72	at BUF	3-5 L	1-1-0	2
3	10/11/72	at CHI	1-4 L	1-2-0	2
4	10/12/72	at MTL	0-3 L	1-3-0	2
5	10/14/72	vs. BUF	1-1 T	1-3-1	3
6	10/18/72	vs. MNS	0-6 L	1-4-1	3
7	10/21/72	at MNS	3-2 W	2-4-1	5
8	10/22/72	at BUF	2-7 L	2-5-1	5
9	10/25/72	at CAL	4-3 W	3-5-1	7
10	10/26/72	at LA	1-3 L	3-6-1	7
11	10/28/72	at VAN	2-1 W	4-6-1	9
12	11/01/72	at DET	4-2 W	5-6-1	11
13	11/02/72	vs. MTL	1-6 L	5-7-1	11
14	11/05/72	vs. TOR	2-2 T	5-7-2	12
15	11/08/72	vs. LA	3-3 T	5-7-3	13
16	11/10/72	vs. MNS	5-1 W	6-7-3	15
17	11/12/72	vs. VAN	3-1 W	7-7-3	17
18	11/15/72	at TOR	1-2 L	7-8-3	17
19	11/16/72	vs. NYI	4-0 W	8-8-3	19
20	11/18/72	at PIT	1-6 L	8-9-3	19
21	11/19/72	vs. PHI	3-2 W	9-9-3	21
22	11/21/72	vs. NYR	1-3 L	9-10-3	21
23	11/24/72	vs. BOS	0-4 L	9-11-3	21
24	11/26/72	vs. PIT	6-2 W	10-11-3	23
25	11/29/72	at MNS	0-5 L	10-12-3	23
26	11/30/72	at PHI	5-5 T	10-12-4	24
27	12/02/72	at MTL	4-4 T	10-12-5	25
28	12/03/72	at NYR	2-3 L	10-13-5	25
29	12/07/72	vs. VAN	5-2 W	11-13-5	27
30	12/09/72	at STL	1-2 L	11-14-5	27
31	12/10/72	vs. STL	4-5 L	11-15-5	27
32	12/13/72	at DET	2-0 W	12-15-5	29
33	12/16/72	at PIT	3-5 L	12-16-5	29
34	12/17/72	vs. NYI	4-0 W	13-16-5	31
35	12/20/72	vs. TOR	5-3 W	14-16-5	33
36	12/21/72	at NYR	5-2 W	15-16-5	35
37	12/23/72	at BOS	1-3 L	15-17-5	35
38	12/27/72	vs. BOS	1-3 L	15-18-5	35
39	12/30/72	at MTL	1-1 T	15-18-6	36
40	01/02/73	at NYI	6-1 W	16-18-6	38
41	01/03/73	vs. PHI	1-3 L	16-19-6	38
42	01/06/73	at STL	2-2 T	16-19-7	39
43	01/07/73	vs. VAN	5-2 W	17-19-7	41
44	01/10/73	vs. CHI	5-2 W	18-19-7	43
45	01/12/73	vs. TOR	1-0 W	19-19-7	45
46	01/14/73	vs. LA	4-1 W	20-19-7	47
47	01/17/73	at STL	3-3 T	20-19-8	48
48	01/19/73	vs. STL	1-2 L	20-20-8	48
49	01/21/73	vs. MTL	2-3 L	20-21-8	48
50	01/24/73	vs. CAL	2-5 L	20-22-8	48
51	01/26/73	vs. LA	3-3 T	20-22-9	49
52	01/28/73	at BUF	8-5 W	21-22-9	51
53	02/01/73	vs. MNS	3-1 W	22-22-9	53
54	02/03/73	at DET	0-1 L	22-23-9	53
55	02/04/73	at NYR	0-6 L	22-24-9	53
56	02/07/73	vs. DET	3-5 L	22-25-9	53
57	02/09/73	vs. CHI	3-4 L	22-26-9	53
58	02/11/73	vs. CAL	3-1 W	23-26-9	55
59	02/14/73	at CAL	3-3 T	23-26-10	56
60	02/16/73	at VAN	0-5 L	23-27-10	56
61	02/17/73	at LA	3-3 T	23-27-11	57
62	02/21/73	at TOR	2-2 T	23-27-12	58
63	02/25/73	at CHI	2-4 L	23-28-12	58
64	03/01/73	vs. BUF	4-4 T	23-28-13	59
65	03/03/73	at MNS	0-3 L	23-29-13	59
66	03/04/73	vs. CAL	3-2 W	24-29-13	61
67	03/07/73	vs. DET	2-5 L	24-30-13	61
68	03/09/73	vs. BOS	2-3 L	24-31-13	61
69	03/10/73	at PHI	1-2 L	24-32-13	61
70	03/14/73	vs. STL	1-1 T	24-32-14	62
71	03/17/73	vs. CHI	3-2 W	25-32-14	64
72	03/18/73	at BOS	1-7 L	25-33-14	64
73	03/22/73	vs. NYR	1-4 L	25-34-14	64
74	03/24/73	at CHI	0-7 L	25-35-14	64
75	03/25/73	vs. PIT	2-4 L	25-36-14	64
76	03/28/73	at PIT	3-6 L	25-37-14	64
77	03/29/73	at PHI	2-4 L	25-38-14	64
78	04/01/73	vs. NYI	4-4 T	25-38-15	65

Abbr.	Team
ANA	Mighty Ducks of Anaheim
ATL	Atlanta Thrashers
BOS	Boston Bruins
BUF	Buffalo Sabres
CAL	California Seals Defunct
CAR	Carolina Hurricanes
CHI	Chicago Blackhawks
CLB	Columbus Blue Jackets
CLE	Cleveland Barons
DEF	Defunct
COL	Colorado Avalanche
CR	Colorado Rockies NJ
DAL	Dallas Stars
DET	Detroit Red Wings
EDM	Edmonton Oilers
FLA	Florida Panthers
HFD	Hartford Whalers CAR
KC	Kansas City Scouts NJ
LA	Los Angeles Kings
MIN	Minnesota Wild
MNS	Minnesota North Stars
DAL	
MTL	Montreal Canadiens
NJ	New Jersey Devils
NSH	Nashville Predators
NYI	New York Islanders
NYR	New York Rangers
OTT	Ottawa Senators
PHI	Philadelphia Flyers
PHX	Phoenix Coyotes
PIT	Pittsburgh Penguins
QUE	Quebec Nordiques COL
SJ	San Jose Sharks
STL	St. Louis Blues
TB	Tampa Bay Lightning
TOR	Toronto Maple Leafs
VAN	Vancouver Canucks
WPG	Winnipeg Jets PHX
WSH	Washington Capitals
Calgary transferred from Atlanta on June 24, 1980	
Carolina transferred from Hartford on June 25, 1997	
Colorado transferred from Quebec on June 21, 1995	
Dallas transferred from Minnesota on June 9, 1993	
New Jersey transferred from Denver on June 30, 1982*	
*(previously transferred from Kansas City)	
Phoenix transferred from Winnipeg on July 1, 1996	



2007-08 RESULTS

NHL STATISTICS 2007-2008

WESTERN CONFERENCE

CENTRAL DIVISION

TEAM	RANK	GP	W	L	OTL	PTS	GF	GA
Detroit	1	82	54	21	7	257	184	115
Nashville	8	82	41	32	9	230	229	91
Chicago	10	82	40	34	8	239	235	88
Columbus	13	82	34	36	12	193	218	80
St. Louis	14	82	33	36	13	205	237	79

NORTHWEST DIVISION

TEAM	RANK	GP	W	L	OTL	PTS	GF	GA
Minnesota	3	82	44	28	10	223	218	98
Colorado	6	82	44	31	7	231	219	95
CALGARY	7	82	42	30	10	229	227	94
Edmonton	9	82	41	35	6	235	251	88
Vancouver	11	82	39	33	10	213	215	88

PACIFIC DIVISION

TEAM	RANK	GP	W	L	OTL	PTS	GF	GA
San Jose	2	82	49	23	10	222	193	108
Anaheim	4	82	47	27	8	205	191	102
Dallas	5	82	45	30	7	242	207	97
Phoenix	12	82	38	37	7	214	231	83
Los Angeles	15	82	32	43	7	231	266	71

EASTERN CONFERENCE

ATLANTIC DIVISION

TEAM	RANK	GP	W	L	OTL	PTS	GF	GA
Pittsburgh	2	82	47	27	8	247	216	102
New Jersey	4	82	46	29	7	206	197	99
NY Rangers	5	82	42	27	13	213	199	97
Philadelphia	6	82	42	29	11	248	233	95
NY Islanders	13	82	35	38	9	194	243	79

NORTHEAST DIVISION

TEAM	RANK	GP	W	L	OTL	PTS	GF	GA
Montreal	1	82	47	25	10	262	222	104
Ottawa	7	82	43	31	8	261	247	94
Boston	8	82	41	29	12	212	222	94
Buffalo	10	82	39	31	12	255	242	90
Toronto	12	82	36	35	11	231	260	83

SOUTHEAST DIVISION

TEAM	RANK	GP	W	L	OTL	PTS	GF	GA
Washington	3	82	43	31	8	242	231	94
Carolina	9	82	43	33	6	252	249	92
Florida	11	82	38	35	9	216	226	85
Atlanta	14	82	34	40	8	216	272	76
Tampa Bay	15	82	31	42	9	223	267	71

NHL STATISTICS 2007-2008

SCORING LEADERS

PLAYER	TEAM	GP	G	A	PTS	+/-
Alex Ovechkin	WSH	82	65	47	112	28
Evgeni Malkin	PIT	82	47	59	106	16
Jarome Iginla	CGY	82	50	48	98	27
Pavel Datsyuk	DET	82	31	66	97	41
Joe Thornton	SJ	82	29	67	96	18

DEFENSE SCORING LEADERS

PLAYER	TEAM	GP	G	A	PTS	+/-
Nicklas Lidstrom	DET	76	10	60	70	40
Sergei Gonchar	PIT	78	12	53	65	13
Mark Streit	MTL	81	13	49	62	-6
Brian Campbell	BUF/SJ	83	8	54	62	8
Dion Phaneuf	CGY	82	17	43	60	12

GOAL LEADERS

PLAYER	TEAM	GP	G
Alexander Ovechkin	WSH	82	65
Ilya Kovalchuk	ATL	79	52
Jarome Iginla	CGY	82	50
Evgeni Malkin	PIT	82	47
Brad Boyes	STL	82	43

GAME WINNING GOAL LEADERS

PLAYER	TEAM	GP	GWG
Alexander Ovechkin	WSH	82	11
Jeremy Roenick	SJ	69	10
Jarome Iginla	CGY	82	9
Thomas Vanek	BUF	82	9
Brad Boyes	STL	82	9

POWERPLAY GOAL LEADERS

PLAYER	TEAM	GP	G
Alexander Ovechkin	WSH	82	22
Thomas Vanek	BUF	82	19
Olli Jokinen	FLA	82	18
Evgeni Malkin	PIT	82	17
Alex Kovalev	MTL	82	17
Ilya Kovalchuk	ATL	79	16
Henrik Zetterberg	DET	75	16
Jarome Iginla	CGY	82	15
Petr Sykora	PIT	81	15
Mike Knuble	PHI	82	15

PLUS/MINUS LEADERS

PLAYER	TEAM	GP	+/-
Pavel Datsyuk	DET	82	41
Nicklas Lidstrom	DET	76	40
Dany Heatley	OTT	71	33
Ryan Getzlaf	ANA	77	32
Duncan Keith	CHI	82	30
Henrik Zetterberg	DET	75	30
Viktor Kozlov	WSH	81	28
Alexander Ovechkin	WSH	82	28
Jarome Iginla	CGY	82	27
David Johnny Oduya	NJ	75	27
Brian Rafalski	DET	73	27

SHORTHANDED ASSIST LEADERS

PLAYER	TEAM	GP	A
Eric Perrin	ATL	81	8
Shane Doan	PHX	80	7
R.J. Umberger	PHI	74	5
Brent Sopel	CHI	58	4
Radek Martinek	NYI	69	4
Stu Barnes	DAL	79	4
Jim Vandermeer	CGY/PHI/CHI	75	3
Chris Phillips	OTT	81	3
Dan Hamhuis	NSH	80	3
Anton Volchenkov	OTT	67	3
Vincent Lecavalier	TB	81	3
Jerred Smithson	NSH	81	3
Mike Fisher	OTT	79	3
Antoine Vermette	OTT	81	3

SHOTS LEADERS

PLAYER	TEAM	GP	S
Alexander Ovechkin	WSH	82	446
Henrik Zetterberg	DET	75	358
Olli Jokinen	FLA	82	341
Jarome Iginla	CGY	82	338
Jason Blake	TOR	82	332

WIN LEADERS

PLAYER	TEAM	GP	W	L	OT
Evgeni Nabokov	SJ	77	46	21	8
Martin Brodeur	NJ	77	44	27	6
Miikka Kiprusoff	CGY	76	39	26	10
Henrik Lundqvist	NYR	72	37	24	10
Cam Ward	CAR	69	37	25	5

FLAMES HIGHS & LOWS 2007-2008

TEAM

LONGEST STREAKS:

Winning: 6 games

Dec. 9-18

Home Winning: 4 games

Mar. 10-25

Road Winning: 6 games

Dec. 9-18

* Ties an NHL Record for most wins
on one road trip

Losing: 5 games

Nov. 1-10

Home Losing: 3 games

Nov. 1-10

Road Losing: 3 games

Mar. 18-30

MOST GOALS:

For, One Game: 9 goals

Dec. 13 (CGY 9 @ TB 6)

For, One Home Game: 7 goals

Mar. 10 (STL 3 @ CGY 7)

For, One Road Game: 9 goals

Dec. 13 (CGY 9 @ TB 6)

Against, One Game: 6 goals (4x)

Dec. 13 (CGY 9 @ TB 6)

Feb. 15 (CGY 3 @ LA 6)

Mar. 13 (CGY 4 @ ATL 6)

Mar. 30 (CGY 2 @ VAN 6)

Against, One Home Game: 5 goals

Jan. 11 (NYI 5 @ CGY 4 - SO)

Against, One Road Game: 6 goals (x4)

Dec. 13 (CGY 9 @ TB 6)

Feb. 15 (CGY 3 @ LA 6)

Mar. 13 (CGY 4 @ ATL 6)

Mar. 30 (CGY 2 @ VAN 6)

Total Goals, One Game: 15 goals

Dec. 13 (CGY 9 @ TB 6)

For, One Period: 4 goals (2x)

Dec. 13 (CGY 9 @ TB 6) 1st &
3rd period

Against, One Period: 4 goals (2x)

Oct. 16 (CGY 4 @ COL 5 - SO)
2nd period

Feb. 17 (CGY 2 @ ANA 4)
2nd period

LARGEST:

Winning Margin: 6 goals

Apr. 5 (CGY 7 @ VAN 1)

Losing Margin: 5 goals

Feb. 4 (CGY 0 @ EDM 5)

MOST SHOTS, GAME:

For: 40 shots

Feb. 12 vs. SJ

For, One Home: 39 shots (2x)

Oct. 30 vs. NSH

Mar. 4 vs. CLB

For, One Road: 40 shots

Feb. 12 vs. SJ

Against: 40 shots

Oct. 30 vs. NSH

Against, One Home: 40 shots

Oct. 30 vs. NSH

Against, One Road: 43 shots

Feb. 12 vs. SJ

MOST SHOTS, PERIOD:

For: 24 shots

Nov. 8 vs. VAN (3rd Period)

For, One Home: 24 shots

Nov. 8 vs. VAN (3rd Period)

FLAMES HIGHS & LOWS 2007-2008

TEAM (CON'T)

For, One Road: 17 shots (2x)

Dec. 11 at FLA (3rd Period)

Mar. 12 at WSH (1st Period)

Against: 21 shots

Mar. 25 at VAN (3rd Period)

Against, One Home: 21 shots

Mar. 25 at VAN (3rd Period)

Against, One Road: 19 shots

Dec. 9 at CHI (3rd Period)

FEWEST SHOTS, GAME:

For, One Game: 15 shots

Nov. 20 at COL

For, One Home: 15 shots

Nov. 20 at COL

For, One Road: 16 shots

Feb. 24 at MIN

Against: 14 shots

Nov. 22 vs CHI

Against, One Home: 14 shots

Nov. 22 vs CHI

Against, One Road: 16 shots

Nov. 17 at EDM

FEWEST SHOTS, PERIOD:

For, One Game: 2 shots

Mar. 12 at WSH (3rd Period)

For, One Home: 3 shots (2x)

Mar. 20 vs. DET (3rd Period)

Dec. 21 vs. DAL (1st Period)

For, One Road: 2 shots

Mar. 12 at WSH (3rd Period)

Against: 1 shot

Oct. 22 vs. SJ (3rd Period)

Against, One Home: 1 shot

Oct. 22 vs. SJ (3rd Period)

Against, One Road: 3 shots (4x)

Nov. 17 at EDM (1st Period)

Nov. 24 at COL (2nd Period)

Dec. 16 at STL (3rd Period)

Dec. 27 at VAN (3rd Period)

MOST POWER PLAY GOALS:

For, One Game: 3 goals (2x)

Oct. 20 (EDM 1 at CGY 4)

Jan. 5 (CGY 6 at LA 4)

Against, One Game: 4 goals

Oct. 6 (VAN 4 at CGY 3 – OT)

Total, One Game: 5 goals

Oct. 6 (VAN 4 at CGY 3 – OT)

(1 PPGF, 4 PPGA)

MOST SHORT-HANDED GOALS:

For, One Game: 2 goals

Mar. 10 vs. STL

(STL 3 @ CGY 7 – Lombardi, Tanguay)

Against, One Game: 2 goals

Nov. 22 vs. CHI

(CHI 2 @ CGY 1 – Dowell, Sharp)

Total, One Game: 2 goals (2x)

Mar. 10 vs. STL (2 SHGF)

Nov. 22 vs. CHI (2 SHGA)



FLAMES HIGHS & LOWS 2007-2008

INDIVIDUAL

MOST CONSECUTIVE GAMES:

Scoring Goals: 5 games

Jarome Iginla, Dec. 11-18
(8 goals)

Scoring Assists: 6 games

Kristian Huselius, Feb. 9-19
(6 assists)

Scoring Points: 8 games

Jarome Iginla, Oct. 30-Nov. 17
(5 goals, 5 assists)

MOST:**Games Played: 82**

Jarome Iginla
Matthew Lombardi
Dion Phaneuf
Robyn Regehr

Goals: 50

Jarome Iginla

Goals, One Game: 3 (5x)

Jarome Iginla: Dec. 13
CGY 9 @ TB 6
Kristian Huselius: Dec. 13
CGY 9 @ TB 6
Daymond Langkow: Jan. 18
LA 1 @ CGY 6
Owen Nolan: Jan. 30
SJ 4 @ CGY 5
Jarome Iginla: Mar. 22
MIN 4 @ CGY 5

Assists: 48

Jarome Iginla

Assists, One Game: 5

Dion Phaneuf: Dec. 13
CGY 9 @ TB 6

Points: 98

Jarome Iginla

Penalty Minutes: 182

Dion Phaneuf

Penalty Minutes, One Game: 27

Eric Godard, Feb. 4
CGY 0 @ EDM 5

Power Play Goals: 15

Jarome Iginla

First Goals, Game: 9

Daymond Langkow

Game Winning Goals: 9

Jarome Iginla

Shoot-out Goals: 4

Kristian Huselius

Overtime Goals: 2

Jarome Iginla

Short-Handed Goals: 2 (2x)

Matthew Lombardi
Alex Tanguay

Shots: 338

Jarome Iginla

Shots, One Game: 9 (4x)

Jarome Iginla, Dec. 13 CGY 9 @ TB 6
Jarome Iginla, Jan. 11 NYI 5 @ CGY 4 (SO)
Dion Phaneuf, Jan. 16 CGY 3 @ MIN 2 (SO)
Dion Phaneuf, Mar. 7 NSH 2 @ CGY 1 (OT)

FASTEST OPENING GOAL:**For: 0:21**

Alex Tanguay, Mar. 10 STL 3 @ CGY 7

Against: 0:23

Peter Mueller, Feb. 5 PHX 3 @ CGY 4

**FASTEST OPENING GOAL
OTHER THAN 1ST PERIOD:****For: 0:25 (2x)**

Jarome Iginla, Dec. 13 CGY 9 @ TB 6
(3rd period)
Jarome Iginla, Dec. 14 CGY 4 @ CAR 3
(3rd period)

Against: 0:16

Niklas Hagman, Feb. 20 CGY 3 @ DAL 2
(2nd period)

FLAMES HIGHS & LOWS 2007-2008

BY MONTH

MONTH	GP	W	L	OTL	L/SO	GF	GA	PTS
Oct.	12	6	3	2	1	42	37	15
Nov.	14	4	10	0	0	28	43	8
Dec.	14	9	1	3	1	46	37	22
Jan.	11	7	3	0	1	35	30	15
Feb.	14	7	6	1	0	32	37	15
Mar.	14	7	6	1	0	35	37	15
Apr.	3	2	1	0	0	11	6	4
Totals	82	42	30	7	3	229	227	94

HOME

SEASON	GP	W	L	OTL	L/SO	GF	GA	PTS
2006-07	41	30	9	1	1	144	92	62
2007-08	41	21	11	7	2	112	101	51
Difference	E	-9	+2	+6	+1	-32	+9	-11

ROAD

SEASON	GP	W	L	OTL	L/SO	GF	GA	PTS
2006-07	41	13	20	4	4	114	134	34
2007-08	41	21	19	0	1	117	126	43
Difference	E	+8	-1	-4	-3	+3	-8	+9

TEAM BY TEAM

HOME									ROAD							
GP	W	L	OTL	SOL	GF	GA	PTS	TEAM	GP	W	L	OTL	SOL	GF	GA	PTS
2	1	1	0	0	6	7	2	ANA	2	0	2	0	0	3	7	0
-	-	-	-	-	-	-	-	ATL	1	0	1	0	0	4	6	0
-	-	-	-	-	-	-	-	BOS	-	-	-	-	-	-	-	-
-	-	-	-	-	-	-	-	BUF	-	-	-	-	-	-	-	-
-	-	-	-	-	-	-	-	CAR	1	1	0	0	0	4	3	2
2	0	2	0	0	2	5	0	CHI	2	2	0	0	0	7	4	4
4	2	0	2	0	10	8	6	COL	4	1	2	0	1	10	12	3
2	1	0	1	0	4	4	3	CLB	2	1	1	0	0	3	4	2
2	0	1	1	0	3	5	1	DAL	2	2	0	0	0	6	4	4
2	1	1	0	0	2	4	2	DET	2	0	2	0	0	5	9	0
4	2	2	0	0	11	8	4	EDM	4	2	2	0	0	7	10	4
-	-	-	-	-	-	-	-	FLA	1	1	0	0	0	1	1	2
2	2	0	0	0	10	4	4	LA	2	1	1	0	0	9	10	2
4	4	0	0	0	15	10	8	MIN	4	2	2	0	0	6	10	4
-	-	-	-	-	-	-	-	MTL	-	-	-	-	-	-	-	-
2	1	0	1	0	6	3	3	NSH	2	1	1	0	0	7	7	2
1	0	0	1	0	0	1	1	NJ	-	-	-	-	-	-	-	-
1	0	0	0	1	4	4	1	NYI	-	-	-	-	-	-	-	-
1	1	0	0	0	4	3	2	NYR	-	-	-	-	-	-	-	-
-	-	-	-	-	-	-	-	OTT	-	-	-	-	-	-	-	-
1	0	1	0	0	2	3	0	PHI	-	-	-	-	-	-	-	-
2	1	1	0	0	4	6	2	PHX	2	2	0	0	0	7	2	4
1	0	0	0	1	2	2	1	PIT	-	-	-	-	-	-	-	-
2	2	0	0	0	10	4	4	STL	2	1	1	0	0	5	6	2
2	1	1	0	0	6	8	2	SJ	2	2	0	0	0	7	5	4
-	-	-	-	-	-	-	-	TB	1	1	0	0	0	9	6	2
-	-	-	-	-	-	-	-	TOR	-	-	-	-	-	-	-	-
4	2	1	1	0	10	10	5	VAN	4	1	3	0	0	13	16	2
-	-	-	-	-	-	-	-	WSH	1	0	1	0	0	2	3	0
41	21	11	7	2	112	101	51	TOTALS	41	21	19	0	1	117	126	43

FLAMES SCORING 2007-2008

REGULAR SEASON

PLAYER	GP	G	A	PTS	PIM	+/-	SH	PP	GW	OT	S	S%	TOI/G	FO%
Jarome Iginla	82	50	48	98	27	83	15	0	9	2	338	14.8	21:26	55.0
Kristian Huselius	81	25	41	66	10	40	6	0	5	0	202	12.4	17:41	25.0
Daymond Langkow	80	30	35	65	16	19	14	1	4	0	201	14.9	18:49	43.7
Dion Phaneuf	82	17	43	60	12	182	10	1	4	0	263	6.5	26:25	0.0
Alex Tanguay	78	18	40	58	11	48	3	2	3	0	121	14.9	18:45	35.0
Matthew Lombardi	82	14	22	36	-6	67	2	2	4	1	181	7.7	17:18	47.6
Adrian Aucoin	76	10	25	35	13	37	5	0	1	0	121	8.3	20:57	0.0
Craig Conroy	79	12	22	34	6	71	1	0	4	0	116	10.3	17:09	51.4
Owen Nolan	77	16	16	32	6	71	1	1	3	0	163	9.8	16:33	52.3
Robyn Regehr	82	5	15	20	11	79	1	1	0	0	93	5.4	21:20	0.0
Anders Eriksson	61	1	17	18	-5	36	1	0	0	0	50	2.0	20:47	0.0
James Vandermeer	75	3	14	17	6	110	2	0	0	0	72	4.2	19:38	0.0
Dustin Boyd	48	7	5	12	-11	6	0	0	1	0	46	15.2	9:49	50.4
Stephane Yelle	74	3	9	12	-4	20	0	1	0	0	62	4.8	11:56	49.9
David Moss	41	4	7	11	-4	10	0	0	0	0	60	6.7	12:23	41.2
Wayne Primeau	43	3	7	10	-3	26	0	0	0	0	39	7.7	11:02	54.2
Eric Nystrom	44	3	7	10	-5	48	0	0	0	0	42	7.1	11:29	50.0
Cory Sarich	80	2	5	7	2	135	0	0	0	0	57	3.5	18:49	0.0
Marcus Nilson	47	3	2	5	2	4	0	0	0	0	47	6.4	9:48	51.2
Rhett Warren	31	1	3	4	-2	21	0	0	0	0	15	6.7	13:25	0.0
Mark Smith	54	1	3	4	-6	59	0	0	0	0	27	3.7	5:56	54.4
Eric Godard	74	1	1	2	-8	171	0	0	1	0	14	7.1	4:42	0.0
David Hale	58	0	2	2	0	46	0	0	0	0	35	0.0	13:53	0.0
Tim Ramholt	1	0	0	0	-1	0	0	0	0	0	0	0.0	0:45	0.0
TOTALS	82	226	379	605	+15	1342	59	9	39	3	2316	9.8	-	49.5

NHL RANK (of 30) - **T-13** **18** **T-16** **T-6** **5** **19** **T-9** **T-9** **T-19** **21** **11** **-** **18**

PLAYER	GP	W	L	OT	SA	GA	GAA	SV	SV%	SO	A	PIM	TOI
Miikka Kiprusoff	76	39	26	10	2096	197	2.69	1899	.906	2	2	8	4,398:19
Curtis Joseph	9	3	2	0	181	17	2.55	164	.906	0	0	2	399:40
Matt Keetley	1	0	0	0	2	0	0.00	2	1.000	0	0	0	9:22
Curtis McElhinney	5	0	2	0	51	5	2.00	46	.902	0	0	0	149:55
Empty Net	-	-	-	-	5	5	-	-	-	-	-	-	-
TOTALS	82	42	30	10	2335	224	2.70	2111	.904	2	2	10	4,975
NHL RANK (of 30)	-	T-13	T-11	T-19	13	T-15	T-15	19	18	T-30	-	-	T-27

FLAMES SCORING 2007-2008

FLAMES TOP GOAL SCORERS



JAROME IGINLA
1st on Flames with
50 Goals



DAYMOND LANGKOW
2nd on Flames with
30 Goals



KRISTIAN HUSELIUS
3rd on Flames with
25 Goals

INDIVIDUAL GOAL SCORING BREAKDOWN

Player	1st	2nd	3rd	OT	SO	1H	2H	HM	RD	Total	Record When Scoring
Aucoin	6	2	2			7	3	4	6	10	7-2-1-0
Boyd	3	4				3	4	4	3	7	4-1-1-1
Conroy	2	6	4			5	7	7	5	12	9-1-1-1
Eriksson			1			1		1		1	0-1-0-0
Godard			1			1			1	1	1-0-0-0
Hale											
Huselius	8	9	8		1	18	7	10	15	25	17-2-0-0
Iginla	12	17	19	2	2	29	21	21	29	50	27-6-1-2
Langkow	12	7	11			14	16	15	15	30	13-8-2-0
Lombardi	2	8	3	1		9	5	7	7	14	8-3-2-0
Moss	2	1	1			1	3	1	3	4	3-1-0-0
Nilson	1	1	1			2	1	2	1	3	2-0-0-1
Nolan	3	6	7			7	9	12	4	16	8-2-0-1
Nystrom	1		2			1	2	1	2	3	2-0-0-0
Phaneuf	2	8	7			6	11	9	8	17	12-2-0-1
Primeau		2	1				3	1	2	3	1-2-0-0
Regehr	2	1	2			3	2	3	2	5	2-2-1-0
Sarich	1		1			2		1	1	2	1-0-1-0
Smith		1					1		1	1	1-0-0-0
Tanguay	8	4	6			9	9	11	7	18	8-5-2-0
Warrener	1						1		1	1	1-0-0-0
Yelle		3				1	2	2	1	3	3-0-0-0

(Only includes goals scored with the Calgary Flames)

FLAMES GOALS 2007-2008

POWER PLAY GOALS FOR

	ANA	ATL	BOS	BUF	CAR	CHI	COL	CLB	DAL	DET	EDM	FLA	L.A.	MIN	MTL	NSH	N.J.	NYI	NYR	OTT	PHI	PHO	PIT	STL	S.J.	T.B	TOR	VAN	WSH	TOTAL
Aucoin	-	-	-	-	-	1	-	1	-	-	2	-	-	-	-	-	-	-	-	-	-	-	-	-	-	1	-	-	-	5
Boyd	-	-	-	-	-	-	-	-	-	-	-	-	-	-	-	-	-	-	-	-	-	-	-	-	-	-	-	-	-	0
Conroy	-	-	-	-	-	-	1	-	-	-	-	-	-	-	-	-	-	-	-	-	-	-	-	-	-	-	-	-	-	1
Eriksson	-	-	-	-	-	-	-	-	-	-	-	-	-	-	-	-	-	-	-	-	-	-	-	-	-	-	1	-	-	1
Godard	-	-	-	-	-	-	-	-	-	-	-	-	-	-	-	-	-	-	-	-	-	-	-	-	-	-	-	-	-	0
Hale	-	-	-	-	-	-	-	-	-	-	-	-	-	-	-	-	-	-	-	-	-	-	-	-	-	-	-	-	-	0
Huselius	-	-	-	-	-	-	-	-	-	-	1	-	2	1	-	1	-	-	-	-	-	-	-	-	-	-	-	-	1	6
Iginla	1	-	-	-	1	1	1	-	-	-	-	-	1	-	-	1	-	-	1	-	-	1	1	3	-	1	-	1	1	15
Langkow	1	-	-	-	-	1	1	1	-	-	-	-	3	2	-	1	-	-	-	-	2	-	-	-	-	-	-	2	-	14
Lombardi	-	-	-	-	-	-	-	-	-	-	-	-	-	-	-	-	-	-	-	-	-	-	-	-	-	-	-	2	-	2
Moss	-	-	-	-	-	-	-	-	-	-	-	-	-	-	-	-	-	-	-	-	-	-	-	-	-	-	-	-	-	0
Nilson	-	-	-	-	-	-	-	-	-	-	-	-	-	-	-	-	-	-	-	-	-	-	-	-	-	-	-	-	-	0
Nolan	-	-	-	-	-	-	-	-	-	-	-	-	1	-	-	-	-	-	-	-	-	-	-	-	-	-	-	-	-	1
Nystrom	-	-	-	-	-	-	-	-	-	-	-	-	-	-	-	-	-	-	-	-	-	-	-	-	-	-	-	-	-	0
Phaneuf	1	-	-	-	-	-	-	-	-	1	1	-	-	2	-	-	-	-	-	-	-	2	-	-	2	-	-	1	-	10
Primeau	-	-	-	-	-	-	-	-	-	-	-	-	-	-	-	-	-	-	-	-	-	-	-	-	-	-	-	-	-	0
Regehr	-	-	-	-	-	-	-	-	-	1	-	-	-	-	-	-	-	-	-	-	-	-	-	-	-	-	-	-	-	1
Sarich	-	-	-	-	-	-	-	-	-	-	-	-	-	-	-	-	-	-	-	-	-	-	-	-	-	-	-	-	-	0
Smith	-	-	-	-	-	-	-	-	-	-	-	-	-	-	-	-	-	-	-	-	-	-	-	-	-	-	-	-	-	0
Tanguay	1	-	-	-	-	-	-	-	1	-	-	-	-	-	-	-	-	-	-	-	1	-	-	-	-	-	-	-	-	3
Vandermeer	-	-	-	-	-	-	-	-	-	-	-	-	-	-	-	-	-	-	-	-	-	-	-	-	-	-	-	-	-	0
Warrener	-	-	-	-	-	-	-	-	-	-	-	-	-	-	-	-	-	-	-	-	-	-	-	-	-	-	-	-	-	0
Yelle	-	-	-	-	-	-	-	-	-	-	-	-	-	-	-	-	-	-	-	-	-	-	-	-	-	-	-	-	-	0
TOTALS	4	0	-	-	1	3	3	2	1	1	5	0	7	5	-	3	0	0	1	-	2	4	1	3	2	2	-	7	2	59

ADVANTAGES

PP GOALS

PCT.

NHL RANK

POWER PLAY RECORD. 352 59 16.8 19th

POWER PLAY GOALS AGAINST

ANA	ATL	BOS	BUF	CAR	CHI	COL	CLB	DAL	DET	EDM	FLA	L.A.	MIN	MTL	NSH	N.J.	NYI	NYR	OTT	PHI	PHO	PIT	STL	S.J.	T.B.	TOR	VAN	WSH	TOTAL
7	2	-	-	1	1	5	1	2	5	7	0	4	9	-	3	0	0	0	-	1	2	1	2	5	2	-	10	2	72

DISADVANTAGES

PPG AGAINST

PCT.

NHL RANK

PENALTY KILLING RECORD . . . 388 72 81.4 20th

SHORTHANDED GOALS

FOR: 9

AGAINST: 8

PLAYER	DATE	VERSUS	RESULTS	PLAYER	DATE	VERSUS	RESULTS
Lombardi	Oct. 13	at NSH	W 7-4	Michalek	Oct. 22	at CGY	L 1-4
Yelle	Jan. 18	vs LA	W 6-1	Dowell	Nov. 22	vs CHI	L 1-2
Nolan	Jan. 30	vs SJ	W 5-4	Sharp	Nov. 22	vs CHI	L 1-2
Tanguay	Feb. 20	at DAL	W 3-2	Mayers	Nov. 25	at STL	L 0-3
Regehr	Feb. 26	vs COL	OTL 2-3	R. Niedermayer	Nov. 29	vs ANA	L 1-4
Lombardi	Mar. 10	vs STL	W 7-3	Malone	Dec. 6	vs PIT	L 2-3 (SO)
Tanguay	Mar. 10	vs STL	W 7-3	St. Louis	Dec. 13	at TB	W 9-6
Langkow	Mar. 13	at ATL	L 4-6	O'Sullivan	Feb. 15	at LA	L 3-6
Phaneuf	Mar. 22	vs MIN	W 5-4				

FLAMES GOALS 2007-08

EMPTY NET GOALS

FOR - 8

AGAINST - 4

PLAYER	DATE	VERSUS	RESULTS	PLAYER	DATE	VERSUS	RESULTS
O.Nolan	Nov.20	vs. COL	4-1 W	B. Radivojevic	Nov.3	at MIN	1-4 L
O.Nolan	Dec.13	at TB	9-6 W	J.Mayers	Nov.25	at STL	0-3 L
D. Langkow	Dec.16	at STL	5-3 W	R.Niedermayer	Nov.29	vs. ANA	1-4 L
K.Huselius	Dec.29	vs. ANA	5-3 W	Y. Perreault	Feb.7	vs. CHI	1-3 L
K.Huselius	Jan.5	at LA	6-4 W				
J. Iginla	Feb.9	vs. EDM	4-1 W				
J. Iginla	Feb.19	at PHX	4-1 W				
A. Tanguay	Mar.10	vs. STL	7-3 W				

HAT TRICKS

FOR: 5

AGAINST: 1

PLAYER	VS.	DATE	GOALS	GOALIE (GA)	PLAYER	VS.	DATE	GOALS	GOALIE (GA)
J Iginla	TB	Dec.13	3	M Denis	I Kovalchuk	ATL	Mar.13	3	Curtis Joseph
K Huselius	TB	Dec.13	3	J Holmqvist (2), M Denis (1)					
D Langkow	LA	Jan.18	3	J Labarbera (2), JS Aubin (1)					
O Nolan	SJ	Jan.30	3	E Nabokov					
J Iginla	MIN	Mar.22	3	J Harding					

PENALTY BREAKDOWN

MULTIPLE POINT GAMES

Player							Goals			Assists					Points									
	MIN	MAJ	MIS	GM	MAT	PIM	2	3	Total	2	3	4	5	Total	2	3	4	5	Total					
Dion Phaneuf	56	10	2	0	0	182	2	-	2	6	1	-	1	8	9	3	-	1	13					
Eric Godard	12	17	4	1	0	171	-	-	-	-	-	-	-	-	-	-	-	-	-					
Cory Sarich	50	3	2	0	0	135	-	-	-	1	-	-	-	1	1	-	-	-	1					
Jarome Iginla	24	5	1	0	0	83	10	2	12	8	1	-	-	9	11	12	2	-	25					
Robyn Regehr	32	3	0	0	0	79	-	-	-	2	-	-	-	2	2	-	-	-	2					
Owen Nolan	28	3	0	0	0	71	3	1	4	1	-	-	-	1	5	1	-	-	6					
Craig Conroy	33	1	0	0	0	71	-	-	-	4	1	-	-	5	4	1	-	-	5					
Matthew Lombardi	31	1	0	0	0	67	1	-	1	1	-	-	-	1	6	-	-	-	6					
Mark Smith	7	9	0	0	0	59	-	-	-	-	-	-	-	-	-	-	-	-	-					
Eric Nystrom	4	8	0	0	0	48	1	-	1	2	-	-	-	2	1	-	1	-	2					
Alex Tanguay	24	0	0	0	0	48	3	-	3	7	1	-	-	8	8	3	-	-	11					
David Hale	23	2	0	0	0	46	-	-	-	-	-	-	-	-	-	-	-	-	-					
Kristian Huselius	20	0	0	0	0	40	4	1	5	3	2	1	-	6	9	3	1	2	15					
Jim Vandermeer	7	5	0	0	0	39	-	-	-	-	-	-	-	-	-	-	-	-	-					
Adrian Aucoin	16	1	0	0	0	37	-	-	-	4	-	-	-	4	5	-	-	-	5					
Anders Eriksson	18	0	0	0	0	36	-	-	-	2	-	-	-	2	2	-	-	-	2					
Wayne Primeau	13	0	0	0	0	26	-	-	-	1	-	-	-	1	1	-	-	-	1					
Rhett Warrener	8	1	0	0	0	21	-	-	-	1	-	-	-	1	1	-	-	-	1					
Stephane Yelle	10	0	0	0	0	20	-	-	-	-	-	-	-	-	1	-	-	-	1					
Daymond Langkow	7	1	0	0	0	19	5	1	6	7	-	-	-	7	10	6	-	-	16					
David Moss	5	0	0	0	0	10	-	-	-	-	-	-	-	-	1	-	-	-	1					
Miikka Kiprusoff	4	0	0	0	0	8				N/A														
Dustin Boyd	3	0	0	0	0	6	-	-	-	-	-	-	-	-	-	-	-	-	-					
Marcus Nilson	2	0	0	0	0	4	-	-	-	-	-	-	-	-	-	-	-	-	-					
Curtis Joseph	1	0	0	0	0	2				N/A														
Robyn Regehr	0	0	0	0	0	0	-	-	-	2	-	-	-	2	2	-	-	-	2					
BENCH	7		0	0	0	14				N/A														
TOTALS	445	70	9	1	0	1342	29	5	34	52	6	1	1	60	79	29	4	2	114					
MINUTES	892	350	90	10	0	1342																		

-penalties accumulated with Flames only

FLAMES OVERALL RESULTS 2007-2008

Goal Key: <u>Underline</u> = power play goal * = short-handed goal										Bold = game-winning goal Bold Italic = GW Shootout goal + = game-tying goal \$ = empty net # = penalty shot										
Game	Date	Team	Score	Result	W	L	OTL	SOL	PTS	GF	GA	Flames Goals by #	Deciding Goal	Shots - CGY/OPP	PP	PK	Goalie	Saves / Shots	Save %	Attendance
1	Oct 4	PHI	2-3	L	0	1	0	0	0	2	3	22, 22	Briere	26/26	2/5	6/7	Kiprusoff	23/26	.885	19,289
2	Oct 6	VAN	3-4	OTL	0	1	1	0	1	5	7	6, 22, 22+	D. Sedin	29/31	1/6	4/8	Kiprusoff	27/31	.871	19,289
3	Oct 10	DET	2-4	L	0	2	1	0	1	7	11	20, 20	Draper	21/28	0/2	1/3	Kiprusoff	24/28	.857	16,629
4	Oct 12	DAL	3-2	W (OT)	1	2	1	0	3	10	13	12, 18+, 18	LOMBARDI	26/26	0/4	4/5	Kiprusoff	24/26	.923	17,132
5	Oct 13	NSH	7-4	W	2	2	1	0	5	17	17	22, 24, 20, 18*, 17, 12, 20	GODARD	30/25	1/3	3/4	Kiprusoff	21/25	.840	13,152
6	Oct 16	COL	4-5	L (SO)	2	2	1	1	6	21	22	3, 26, 12, 22	Smyth	29/35	0/5	5/6	Kiprusoff	31/35	.886	16,722
7	Oct 18	LA	4-3	W	3	2	1	1	8	25	25	20, 22, 24, 22	LANGKOW	29/34	2/5	6/8	Kiprusoff	31/34	.912	19,289
8	Oct 20	EDM	4-1	W	4	2	1	1	10	29	26	20, 12, 3, 33	IGNLA	34/18	3/8	6/6	Kiprusoff	17/18	.944	19,289
9	Oct 22	SJ	1-4	L	4	3	1	1	10	30	30	22	Michalek	19/20	0/4	2/4	Kiprusoff	15/18	.833	19,289
10	Oct 24	MIN	5-3	W	5	3	1	1	12	35	33	12, 3, 40+, 40 , 28	TANGUAY	24/19	1/6	7/9	McElhinney	1/2	.500	
11	Oct 26	COL	2-3	OTL	5	3	2	1	13	37	37	36, 40, 18	Smyth	41/22	0/5	4/4	Kiprusoff	16/19	.842	19,289
12	Oct 30	NSH	5-1	W	6	3	2	1	15	42	37	12, 18 , 20, 23, 12	LOMBARDI	33/40	2/7	5/6	Kiprusoff	19/22	.864	19,289
13	Nov 1	DET	1-4	L	6	4	2	1	15	43	41	40	Zetterberg	27/26	0/7	1/3	Kiprusoff	39/40	.975	19,289
14	Nov 3	MIN	1-4	L	6	5	2	1	15	44	45	12	Gaborik	24/17	0/3	2/3	Kiprusoff	22/26	.846	19,289
15	Nov 5	COL	1-4	L	6	6	2	1	15	45	49	12	Wolski	24/26	1/1	5/6	Kiprusoff	13/16	.813	18,568
16	Nov 8	VAN	2-3	L	6	7	2	1	15	47	52	8, 11	Burrows	38/24	1/5	4/5	Keetley	30/34	.882	15,655
17	Nov 10	EDM	2-4	L	6	8	2	1	15	49	56	40, 28	Horcoff	39/35	1/7	4/6	Kiprusoff	21/24	1.00	
18	Nov 13	MIN	3-2	W	7	8	2	1	17	52	58	3, 12+, 20	HUSELIUS	28/28	1/5	4/5	Kiprusoff	31/35	.886	19,289
19	Nov 17	EDM	3-1	W	8	8	2	1	19	55	59	18, 11, 24	NOLAN	27/16	0/4	3/3	Kiprusoff	26/28	.929	19,289
20	Nov 18	VAN	1-4	L	8	9	2	1	19	56	63	33	Mitchell	30/21	0/4	3/4	Kiprusoff	15/16	.938	16,839
21	Nov 20	COL	4-1	W	9	9	2	1	21	60	64	11+, 12 , 25, 11\$	IGNLA	15/21	0/2	5/5	Kiprusoff	17/21	.810	18,630
22	Nov 22	CHI	1-2	L	9	10	2	1	21	61	66	12	Sharp	31/14	1/5	3/3	Kiprusoff	20/21	.952	19,289
23	Nov 24	COL	5-2	W	10	10	2	1	23	66	68	22, 18, 33 , 7, 24	AUCOIN	23/32	0/6	4/4	Kiprusoff	12/14	.857	19,289
24	Nov 25	STL	0-3	L	10	11	2	1	23	66	71		Mayers	24/17	0/3	1/2	McElhinney	21/23	.913	18,007
25	Nov 27	DET	3-5	L	10	12	2	1	23	69	76	28, 3, 40	Datsyuk	22/35	1/5	6/7	Kiprusoff	15/17	.882	15,128
26	Nov 29	ANA	1-4	L	10	13	2	1	23	70	80	40	Kunitz	39/26	1/6	0/1	McElhinney	12/15	.800	17,108
27	Dec 1	CLB	3-4	OTL	10	13	3	1	24	73	84	22, 12, 33	Glencross	36/26	1/5	2/3	Kiprusoff	18/20	.900	
28	Dec 4	STL	3-1	W	11	13	3	1	26	76	85	26+, 41 , 20	BOYD	37/22	0/2	2/2	Kiprusoff	22/25	.880	19,289
29	Dec 6	PIT	2-3	L (SO)	11	13	3	2	27	78	88	12, 12	Letang	28/35	1/3	4/5	Kiprusoff	21/22	.955	19,289
30	Dec 9	CHI	3-2	W	12	13	3	2	29	81	90	11, 6, 22	LANGKOW	29/37	1/5	4/4	Kiprusoff	33/35	.943	19,289
31	Dec 11	FLA	2-1	W (SO)	13	13	3	2	31	83	91	12+, 20	HUSELIUS	35/33	0/1	2/2	Kiprusoff	35/37	.946	12,469
32	Dec 13	TB	9-6	W	14	13	3	2	33	92	97	20, 33, 22, 20, 12, 12, 11	IGNLA	32/31	2/4	4/6	Kiprusoff	32/33	.970	12,499
33	Dec 14	CAR	4-3	W	15	13	3	2	35	96	100	20, 41, 12, 3	PHANEUF	21/36	1/3	7/8	Kiprusoff	25/31	.807	19,026
34	Dec 16	STL	5-3	W	16	13	3	2	37	101	103	12, 20, 22+, 12 , 22\$	IGNLA	23/36	1/3	3/3	Kiprusoff	33/36	.917	15,536
35	Dec 18	CLB	3-1	W	17	13	3	2	39	104	104	33, 40, 12	TANGUAY	21/17	2/4	3/3	Kiprusoff	14/17	.824	16,733
36	Dec 21	DAL	2-3	OTL	17	13	4	2	40	106	107	40+, 18	Ribeiro	24/23	0/4	3/3	Kiprusoff	36/37	.973	13,181
37	Dec 23	NJ	0-1	OTL	17	13	5	2	41	106	108		Elias	30/22	0/6	4/4	Kiprusoff	20/23	.870	19,289
38	Dec 27	VAN	3-5	L	17	14	5	2	41	109	113	12, 24, 18	H.Sedin	32/20	2/5	3/5	Kiprusoff	21/22	.955	19,289
																	McElhinney	15/20	.750	18,630
																		0/0	1.00	

FLAMES OVERALL RESULTS 2007-2008 (CON'T)

Game Key	Date	Team	Score	Result	W	L	OTL	SOL	PTS	GF	GA	Flames Goals by #	Deciding Goal	Shots - CGY/OPP	PP	PK	Goalie	Saves -	Shots	Save %	Attendance
39	Dec 29	ANA	5-3	W	18	14	5	2	43	114	116	41, 12, 20+, 12, 20\$	IGINLA	35/32	1/6	1/3	Krusoff	29/32	906	19,289	
40	Dec 31	VAN	2-1	W	19	14	5	2	45	116	117	11+, 20	HUSELIUS	20/25	0/4	4/4	Krusoff	24/25	960	19,289	
41	Jan 2	NYR	4-3	W	20	14	5	2	47	120	120	33, 12, 12, 20	HUSELIUS	32/22	1/5	5/5	Krusoff	29/32	906	19,289	
42	Jan 3	SJ	3-2	W(OT)	21	14	5	2	49	123	122	40, 12, 12	IGINLA	20/36	0/2	4/5	Krusoff	34/36	944	17,496	
43	Jan 5	LA	6-4	W	22	14	5	2	51	129	126	28, 22, 12, 20+, 22, 20\$	LANGKOW	27/34	3/5	7/8	Krusoff	30/34	882	18,118	
44	Jan 8	PHX	1-3	L	22	15	5	2	51	130	129	40	Perrault	31/31	1/5	3/4	Krusoff	28/31	903	19,289	
45	Jan 11	NYI	4-5	L(SO)	22	15	5	3	52	134	134	11, 11, 24, 41	Park	42/25	0/4	3/3	Krusoff	21/25	840	19,289	
46	Jan 13	EDM	1-2	L	22	16	5	3	52	135	136	22	Hensley	28/31	0/5	0/1	Krusoff	29/31	936	18,839	
47	Jan 15	NSH	0-3	L	22	17	5	3	52	135	139		Erat	22/38	0/2	5/6	Krusoff	23/26	885	11,764	
48	Jan 16	MIN	3-2	W(SO)	23	17	5	3	54	138	141	25, 20, 12	IGINLA	31/31	1/4	5/7	McElmurray	12/12	1,000	18,568	
49	Jan 18	LA	6-1	W	24	17	5	3	56	144	142	24, 22, 22, 7, 18, 22	LANGKOW	35/38	1/5	9/9	Krusoff	37/38	974	19,289	
50	Jan 20	MIN	2-1	W	25	17	5	3	58	146	143	7+, 24	CONROY	37/24	0/4	3/3	Krusoff	23/24	958	19,289	
51	Jan 30	SJ	5-4	W	26	17	5	3	60	151	147	11, 19, 3, 11+, 11	NOLAN	29/31	1/3	2/3	Krusoff	27/31	871	19,289	
52	Feb 2	DAL	1-2	L	26	18	5	3	60	152	149	22	Hagman	32/24	0/7	1/1	Krusoff	22/24	917	19,289	
53	Feb 4	EDM	0-5	L	26	19	5	3	60	152	154		Pearni	24/28	0/5	6/9	Joseph	23/28	821	18,839	
54	Feb 5	PHX	4-3	W(SO)	27	19	5	3	62	156	157	3, 3, 12+, 12	IGINLA	38/23	1/2	0/0	Krusoff	20/23	870	19,289	
55	Feb 7	CHI	1-3	L	27	20	5	3	62	157	160	33	Sharp	27/28	0/4	5/5	Krusoff	25/27	926	19,289	
56	Feb 9	EDM	4-1	W	28	20	5	3	64	161	161	11, 3, 11, 12\$	PHANEUF	30/15	1/4	2/2	Krusoff	14/15	933	19,289	
57	Feb 12	SJ	4-3	W(OT)	29	20	5	3	66	165	164	22, 16, 3+, 12	IGINLA	18/43	1/3	6/7	Krusoff	40/43	930	17,269	
58	Feb 15	LA	3-6	L	29	21	5	3	66	168	170	22, 41, 11	O'Sullivan	42/25	1/3	3/4	Krusoff	19/25	760	18,118	
59	Feb 17	ANA	2-4	L	29	22	5	3	66	170	174	22, 19	S.Niedermayer	25/36	1/2	2/4	Krusoff	22/26	846	17,174	
60	Feb 19	PHX	4-1	W	30	22	5	3	68	174	175	12, 3, 3, 12\$	PHANEUF	35/25	1/5	4/5	Joseph	10/10	1,000	15,208	
61	Feb 20	DAL	3-2	W	31	22	5	3	70	177	177	40, 40+, 12	IGINLA	18/31	1/4	3/4	Krusoff	24/25	980	18,584	
62	Feb 22	DET	1-0	W	32	22	5	3	72	178	177	40	TANGUAY	26/38	0/5	6/6	Joseph	29/31	936	18,584	
63	Feb 24	MIN	2-1	W	33	22	5	3	74	180	178	22, 24	CONROY	16/39	1/4	5/6	Krusoff	38/39	1,000	19,289	
64	Feb 26	COL	2-3	OTL	33	22	6	3	75	182	181	41, 28	Sestry	29/34	0/4	3/5	Krusoff	31/34	912	19,289	
65	Feb 29	ANA	1-3	L	33	23	6	3	75	183	184	3	S.Niedermayer	23/25	1/6	5/7	Krusoff	9/11	818	17,174	
66	Mar 1	PHX	3-1	W	34	23	6	3	77	186	185	44, 12, 12	IGINLA	28/17	1/7	4/4	Joseph	13/14	929	17,529	
67	Mar 4	CLB	1-0	W	35	23	6	3	79	187	185	24	CONROY	19/39	0/4	6/6	Krusoff	16/17	941	17,529	
68	Mar 7	NSH	1-2	OTL	35	23	7	3	80	188	187	24	Dumont	30/36	0/6	4/4	Krusoff	39/39	1,000	19,289	
69	Mar 10	STL	7-3	W	36	23	7	3	82	195	190	40, 12, 18+, 26, 22, 40\$	LOWBARDI	30/32	1/5	5/6	Krusoff	34/36	944	19,289	
70	Mar 12	WSH	2-3	L	36	24	7	3	82	197	193	12, 20	Ovechkin	26/34	2/4	5/7	Krusoff	29/32	906	19,289	
71	Mar 13	ATL	4-6	L	36	25	7	3	82	201	199	22, 12, 12, 19	Holk	32/32	0/1	5/3	Joseph	31/34	912	17,560	
72	Mar 16	CHI	4-2	W	37	25	7	3	84	205	201	33, 12, 20, 3	HUSELIUS	27/36	1/3	5/6	Krusoff	34/36	944	20,717	
73	Mar 18	CLB	0-3	L	37	26	7	3	84	205	204		Nash	18/38	0/2	3/3	Krusoff	35/38	921	14,270	
74	Mar 20	COL	2-1	W	38	26	7	3	86	207	205	22, 24	CONROY	28/16	2/4	4/4	Krusoff	15/16	938	19,289	
75	Mar 22	MIN	5-4	W	39	26	7	3	88	212	209	3*, 12, 12, 12, 18	LOWBARDI	31/33	0/5	4/4	Krusoff	29/33	879	19,289	
76	Mar 24	COL	0-2	L	39	27	7	3	88	212	211		Leppold	23/25	0/5	4/5	Krusoff	21/23	913	18,007	
77	Mar 25	VAN	3-2	W	40	27	7	3	90	215	213	12, 22+, 3	PHANEUF	40/34	2/7	4/5	Joseph	32/34	941	19,289	
78	Mar 29	EDM	1-2	L	40	28	7	3	90	216	215	18	Perrin	32/21	0/2	2/3	Krusoff	19/21	905	19,289	
79	Mar 30	VAN	2-6	L	40	29	7	3	90	218	221	25, 18	Linden	29/33	1/7	8/9	Krusoff	9/13	892	18,630	
80	Apr 1	EDM	3-2	W	41	29	7	3	92	221	223	33, 40, 11	NOLAN	17/30	1/3	3/3	Joseph	18/20	900	16,839	
81	Apr 3	MIN	1-3	L	41	30	7	3	92	222	226	22	Gaborik	27/26	1/3	4/6	Krusoff	28/30	933	18,839	
82	Apr 5	VAN	7-1	W	42	30	7	3	94	229	227	25, 20, 23, 41, 40, 12, 23	HUSELIUS	28/28	0/1	2/2	Joseph	23/26	885	18,568	

FLAMES HOME RESULTS 2007-2008

Goal Key: <u>Underline></u> = power play goal * = shorthanded goal																				Bold = game-winning goal					Bold Italic = GW Shootout goal					\$ = empty net # = penalty shot			
Game	Date	Team	Score	Result	W	L	OTL	SOL	PTS	GF	GA	Flames Goals by #	Deciding Goal	Shots - CGY/OPP	PP	PK	Goalie	Saves / Shots	Save %	Attendance													
1	Oct.4	PHI	2-3	L	0	1	0	0	0	2	3	22, 22	Briere	26/26	2/5	6/7	Kiprusoff	23/26	.885	19,288													
2	Oct.6	VAN	3-4	OTL	0	1	1	0	1	5	7	6, 22, 22+	D. Sedin	29/31	1/6	4/8	Kiprusoff	27/31	.871	19,288													
3	Oct.18	LA	4-3	W	1	1	1	0	3	9	10	20, 22, 24, 22	LANGKOW	29/34	2/5	6/8	Kiprusoff	31/34	.912	19,288													
4	Oct.20	EDM	4-1	W	2	1	1	0	5	13	11	20, 12, 3, 33	IGINLA	34/18	3/8	6/6	Kiprusoff	17/18	.944	19,288													
5	Oct.22	SJ	1-4	L	2	2	1	0	5	14	15	22	Michalek	19/20	0/4	2/4	Kiprusoff	15/18	.833	19,288													
6	Oct.24	MIN	5-3	W	3	2	1	0	7	19	18	12, 3, 40+, 40, 28	TANGUAY	24/19	1/6	7/9	McElhinney	16/19	.500	19,288													
7	Oct.26	COL	2-3	OTL	3	2	2	0	8	21	21	40, 18	Smyth	41/22	0/5	4/4	Kiprusoff	19/22	.864	19,288													
8	Oct.30	NSH	5-1	W	4	2	0	0	10	26	22	12, 18, 20, 23, 12	LOMBARDI	33/40	2/7	5/6	Kiprusoff	39/40	.975	19,288													
9	Nov.1	DET	1-4	L	4	3	2	0	10	27	26	40	Zetterberg	27/26	0/7	1/3	Kiprusoff	22/26	.846	19,288													
10	Nov.8	VAN	2-3	L	4	4	2	0	10	29	29	8, 11	Burrows	38/24	1/5	4/5	Kiprusoff	21/24	.875	19,288													
11	Nov.10	EDM	2-4	L	4	5	2	0	10	31	33	40, 28	Hocutt	39/35	1/7	4/6	Kiprusoff	31/35	.886	19,288													
12	Nov.13	MIN	3-2	W	5	5	2	0	12	34	35	3, 12+, 20	HUSELIUS	28/28	1/5	4/5	Kiprusoff	26/28	.929	19,288													
13	Nov.20	COL	4-1	W	6	5	2	0	14	38	36	11+, 12, 25, 11\$	IGINLA	15/21	0/2	5/5	Kiprusoff	20/21	.952	19,288													
14	Nov.22	CHI	1-2	L	6	6	2	0	14	39	38	12	Sharp	31/14	1/5	3/3	Kiprusoff	12/14	.857	19,288													
15	Nov.29	ANA	1-4	L	6	7	2	0	14	40	42	40	Kunitz	39/26	1/6	0/1	Kiprusoff	22/25	.880	19,288													
16	Dec.1	CLB	3-4	OTL	6	7	3	0	15	43	46	22, 12, 33	Glencross	36/26	1/5	2/3	Kiprusoff	22/26	.846	19,288													
17	Dec.4	STL	3-1	W	7	7	3	0	17	46	47	26+, 41, 20	BOYD	37/22	0/2	2/2	Kiprusoff	21/22	.955	19,288													
18	Dec.6	PIT	2-3	L(SO)	7	7	3	1	18	48	50	12, 12	Latang	28/35	1/3	4/5	Kiprusoff	33/35	.943	19,288													
19	Dec.21	DAL	2-3	OTL	7	7	4	1	19	50	53	40+, 18	Ribeiro	24/23	0/4	3/3	Kiprusoff	20/23	.870	19,288													
20	Dec.23	NJ	0-1	OTL	7	7	5	1	20	50	54		Elias	30/22	0/6	4/4	Kiprusoff	21/22	.955	19,288													
21	Dec.29	ANA	5-3	W	8	7	5	1	22	55	57	41, 12, 20+, 12, 20\$	IGINLA	35/32	1/6	1/3	Kiprusoff	29/32	.906	19,288													
22	Dec.31	VAN	2-1	W	9	7	5	1	24	57	58	11+, 20	HUSELIUS	20/25	0/4	4/4	Kiprusoff	24/25	.960	19,288													
23	Jan.2	NVR	4-3	W	10	7	5	1	26	61	61	33, 12, 12, 20	HUSELIUS	32/22	1/5	5/5	Kiprusoff	29/32	.906	19,288													
24	Jan.8	PHX	1-3	L	10	8	5	1	26	62	64	40	Perrault	31/31	1/5	3/4	Kiprusoff	28/31	.903	19,288													
25	Jan.11	NYI	4-5	L(SO)	10	8	5	2	27	66	69	11, 11, 24, 41	Park	42/25	0/4	3/3	Kiprusoff	21/25	.840	19,288													
26	Jan.18	LA	6-1	W	11	8	5	2	29	72	70	24, 22, 22, 7, 18, 22	LANGKOW	35/38	1/5	9/9	Kiprusoff	37/38	.974	19,288													
27	Jan.22	MIN	2-1	W	12	8	5	2	31	74	71	7+, 24	CONROY	37/24	0/4	3/3	Kiprusoff	23/24	.958	19,288													
28	Jan.30	SJ	5-4	W	13	8	5	2	33	79	75	11, 19, 3, 11, 11	NOLAN	29/31	1/3	2/3	Kiprusoff	27/31	.871	19,288													
29	Feb.2	DAL	1-2	L	13	9	5	2	33	80	77	22	Hagman	32/24	0/7	1/1	Kiprusoff	22/24	.917	19,288													
30	Feb.5	PHX	4-3	W(SO)	14	9	5	2	35	84	80	3, 3, 12+, 12	IGINLA	38/23	1/2	0/0	Kiprusoff	20/23	.870	19,288													
31	Feb.7	CHI	1-3	L	14	10	5	2	35	85	83	33	Sharp	27/28	0/4	5/5	Kiprusoff	25/27	.926	19,288													
32	Feb.9	EDM	4-1	W	15	10	5	2	37	89	84	11, 3, 11, 12\$	PHANEUF	30/15	1/4	2/2	Kiprusoff	14/15	.933	19,288													
33	Feb.22	DET	1-0	W	16	10	5	2	39	90	84	40	TANGUAY	26/38	0/5	6/6	Kiprusoff	38/38	1.00	19,288													
34	Feb.26	COL	2-3	OTL	16	10	6	2	40	92	87	41, 28*	Stashny	29/34	0/4	3/5	Kiprusoff	31/34	.912	19,288													
35	Mar.4	CLB	1-0	W	17	10	6	2	42	93	87	24	CONROY	19/39	0/4	6/6	Kiprusoff	39/39	1.00	19,288													
36	Mar.7	NSH	1-2	OTL	17	10	7	2	43	94	89	24	Dumont	30/36	0/6	4/4	Kiprusoff	34/36	.944	19,288													
37	Mar.10	STL	7-3	W	18	10	7	2	45	101	92	40, 20, 12, 18*, 26, 22, 40\$	LOMBARDI	30/32	1/5	5/6	Kiprusoff	29/32	.906	19,288													
38	Mar.20	COL	2-1	W	19	10	7	2	47	103	93	22, 24	CONROY	28/16	2/4	4/4	Kiprusoff	15/16	.938	19,288													
39	Mar.22	MIN	5-4	W	20	10	7	2	49	108	97	3, 12, 12, 12, 18	LOMBARDI	31/33	0/5	4/4	Kiprusoff	29/33	.879	19,288													
40	Mar.25	VAN	3-2	W	21	10	7	2	51	111	99	12, 22+, 3	PHANEUF	40/34	2/7	4/5	Kiprusoff	32/34	.941	19,288													
41	Mar.29	EDM	1-2	L	21	11	7	2	51	112	101	18	Penner	32/21	0/2	2/3	Kiprusoff	19/21	.905	19,288													

FLAMES ROAD RESULTS 2007-2008

Goal Key: <u>Underline</u> = power play goal * = shorthanded goal Bold = game-winning goal Bold Italic = GW Shootout goal + = game-tying goal \$ = empty net # = penalty shot																				
Game	Date	Team	Score	Result	W	L	OTL	SOL	PTS	GF	GA	Flames Goals by #	Deciding Goal	Shots - CGY/OPP	PP	P/K	Goalie	Saves / Shots	Save %	Attendance
1	Oct.10	DET	2-4	L	0	1	0	0	0	2	4	20, 20	Draper	21/28	0/2	1/3	Krusoff	24/28	85.7	16,629
2	Oct.12	DAL	3-2	W (OT)	1	1	0	0	2	5	6	12, 18+, 18	LOWBARDI	26/26	0/4	4/5	Krusoff	24/26	92.3	17,132
3	Oct.13	NSH	7-4	W	2	1	0	0	4	12	10	22, 24, 20, 18*, 17, 12, 20	GODARD	30/25	1/3	3/4	Krusoff	21/25	84.0	13,152
4	Oct.16	COL	4-5	L (SO)	2	1	0	1	5	16	15	3, 26, 12, 12	Smyth	29/35	0/5	5/6	Krusoff	31/35	88.6	16,722
5	Nov.3	MIN	1-4	L	2	2	0	1	5	17	19	12, 12	Gaborik	24/17	0/3	2/3	Krusoff	13/16	81.3	18,568
6	Nov.5	COL	1-4	L	2	3	0	1	5	18	23	12	Wolski	24/26	1/1	5/6	Krusoff	30/34	88.2	15,655
7	Nov.17	EDM	3-1	W	3	3	0	1	7	21	24	18, 11, 24	NOLAN	27/16	0/4	3/3	Krusoff	22	1.00	16,839
8	Nov.18	VAN	1-4	L	3	4	0	1	7	22	28	33	Mitchell	30/21	0/4	3/4	Krusoff	17/21	81.0	18,630
9	Nov.24	COL	5-2	W	4	4	0	1	9	27	30	22, 18, 33, 7, 24	AUCOIN	23/32	0/6	4/4	Krusoff	21/23	91.3	18,007
10	Nov.25	STL	0-3	L	4	5	0	1	9	27	33		Mayers	24/17	0/3	1/2	McElhinney	15/17	88.2	15,128
11	Nov.27	DET	3-5	L	4	6	0	1	9	30	38	28, 3, 40	Datsyuk	22/35	1/5	6/7	Krusoff	12/15	80.0	17,108
12	Dec.9	CHI	3-2	W	5	6	0	1	11	33	40	11, 6, 22	LANGKOW	29/37	1/5	4/4	Krusoff	35/37	94.6	13,382
13	Dec.11	FLA	2-1	W (SO)	6	6	0	1	13	35	41	12+, 20	HUSELIUS	35/33	0/1	2/2	Krusoff	32/33	97.0	12,499
14	Dec.13	TB	9-6	W	7	6	0	1	15	44	47	20, 33, 22, 20, 12, 12, 11	IGINLA	32/31	2/4	4/6	Krusoff	25/31	80.7	19,026
15	Dec.14	CAR	4-3	W	8	6	0	1	17	48	50	20, 41, 12, 3	PHANEUF	21/36	1/3	7/8	Krusoff	33/36	91.7	15,566
16	Dec.16	STL	5-3	W	9	6	0	1	19	53	53	12, 20, 22+, 12, 22\$	IGINLA	21/17	2/4	3/3	Krusoff	14/17	82.4	16,733
17	Dec.18	CLB	3-1	W	10	6	0	1	21	56	54	33, 40, 12	TANGUAY	23/37	1/6	6/6	Krusoff	36/37	97.3	13,181
18	Dec.27	VAN	3-5	L	10	7	0	1	21	59	59	12, 24, 18	H.Sedin	32/20	2/5	3/5	Krusoff	15/20	75.0	18,630
19	Jan.3	SJ	3-2	W (OT)	11	7	0	1	23	62	61	40, 12, 12	IGINLA	20/36	0/2	4/5	McElhinney	0/0	1.00	17,496
20	Jan.5	LA	6-4	W	12	7	0	1	25	68	65	28, 22, 12, 20+, 22, 20\$	LANGKOW	27/34	3/5	7/8	Krusoff	30/34	88.2	18,118
21	Jan.13	EDM	1-2	L	12	8	0	1	25	69	67	22	Hemsky	28/31	0/5	0/1	Krusoff	29/31	90.4	16,839
22	Jan.15	NSH	0-3	L	12	9	0	1	25	69	70		Erat	22/38	0/2	5/6	Krusoff	23/26	88.5	11,764
23	Jan.16	MIN	3-2	W (SO)	13	9	0	1	27	72	72	25, 20, 12	IGINLA	31/31	1/4	5/7	Krusoff	29/31	93.6	18,568
24	Feb.4	EDM	0-5	L	13	10	0	1	27	72	77		Pisani	24/28	0/5	6/9	Joseph	23/28	82.1	16,839
25	Feb.12	SJ	4-3	W (OT)	14	10	0	1	29	76	80	22, 16, 3+, 12	IGINLA	18/43	1/3	6/7	Krusoff	40/43	93.0	17,269
26	Feb.15	LA	3-6	L	14	11	0	1	29	79	86	22, 41, 11	O'Sullivan	42/25	1/3	3/4	Krusoff	19/25	76.0	18,118
27	Feb.17	ANA	2-4	L	14	12	0	1	29	81	90	22, 19	S.Niedermayer	25/36	1/2	2/4	Krusoff	22/26	84.6	17,174
28	Feb.19	PHX	4-1	W	15	12	0	1	31	85	91	12, 3, 3, 12\$	PHANEUF	35/25	1/5	4/5	Joseph	10/10	1.00	15,208
29	Feb.20	DAL	3-2	W	16	12	0	1	33	88	93	40, 40, 12	IGINLA	18/31	1/4	3/4	Krusoff	24/25	96.0	18,584
30	Feb.24	MIN	2-1	W	17	12	0	1	35	90	94	22, 24	CONROY	16/39	1/4	5/6	Joseph	29/31	93.6	18,568
31	Feb.29	ANA	1-3	L	17	13	0	1	35	91	97	3	S.Niedermayer	23/25	1/6	5/7	Krusoff	9/11	81.8	17,174
32	Mar.1	PHX	3-1	W	18	13	0	1	37	94	98	44, 12, 12	IGINLA	28/17	1/7	4/4	Joseph	13/14	92.9	17,529
33	Mar.12	WSH	2-3	L	18	14	0	1	37	96	101	12, 20	Ovechkin	26/34	2/4	5/7	Krusoff	16/17	94.1	17,560
34	Mar.13	ATL	4-6	L	18	15	0	1	37	100	107	22, 12, 12, 19	Holick	32/32	0/1	3/3	Joseph	31/34	91.2	17,560
35	Mar.16	CHI	4-2	W	19	15	0	1	39	104	109	33, 12, 20, 3	HUSELIUS	27/36	1/3	5/6	Krusoff	26/32	81.3	16,244
36	Mar.18	CLB	0-3	L	19	16	0	1	39	104	112		Nash	27/36	1/3	5/6	Krusoff	34/36	94.4	20,717
37	Mar.24	COL	0-2	L	19	17	0	1	39	104	114		Leopold	23/25	0/5	4/5	Krusoff	35/38	92.1	14,270
38	Mar.30	VAN	2-6	L	19	18	0	1	39	106	120	25, 18	Linden	29/33	1/7	8/9	Joseph	21/23	91.3	18,007
39	Apr.1	EDM	3-2	W	20	18	0	1	41	109	122	33, 40, 11	NOLAN	29/33	1/7	8/9	Krusoff	22	1.00	18,630
40	Apr.3	MIN	1-3	L	20	19	0	1	41	110	125	22	Gaborik	17/30	1/3	3/3	Krusoff	9/13	69.2	18,530
41	Apr.5	VAN	7-1	W	21	19	0	1	43	117	126	25, 20, 23, 41, 40, 12, 23	HUSELIUS	27/26	1/3	4/6	Krusoff	18/20	90.0	16,839
														28/28	0/1	2/2	Joseph	23/26	88.5	18,568
																		27/28	96.4	18,630

2008 STANLEY CUP RESULTS

Western Conference Quarter Finals

Detroit defeated Nashville 4-2
San Jose defeated Calgary 4-3
Colorado defeated Minnesota 4-2
Dallas defeated Anaheim 4-2

Western Conference Semi Finals

Detroit defeated Colorado 4-0
Dallas defeated San Jose 4-2

Western Conference Conference Finals

Detroit defeated Dallas 4-2

Eastern Conference Quarter Finals

Montreal defeated Boston 4-3
Pittsburgh defeated Ottawa 4-0
NY Rangers defeated New Jersey 4-1
Philadelphia defeated Washington 4-3

Eastern Conference Semi Finals

Pittsburgh defeated NY Rangers 4-1
Philadelphia defeated Montreal 4-1

Eastern Conference Conference Finals

Pittsburgh defeated Philadelphia 4-1

2008 Stanley Cup Finals

Detroit defeated Pittsburgh 4-2

DIVISIONAL ALIGNMENT

WESTERN CONFERENCE

EASTERN CONFERENCE



Central Division

Chicago
Columbus
Detroit
Nashville
St. Louis

Northwest Division

CALGARY

Colorado
Edmonton
Minnesota
Vancouver

Pacific Division

Anaheim
Dallas
Los Angeles
Phoenix
San Jose



Atlantic Division


New Jersey
NY Islanders
NY Rangers
Philadelphia
Pittsburgh

Northeast Division

Boston
Buffalo
Montreal
Ottawa
Toronto

Southeast Division

Atlanta
Carolina
Florida
Tampa Bay
Washington



TEAM VS. TEAM

WE ARE THE C of RED™

**FLAMES****vs ANAHEIM**

DATE	TEAMS				ATTND.	WINNING GOAL		GOALTENDERS			
Nov. 29, 2007	Anaheim	4	AT	CALGARY	1	19289	Chris Kunitz	Giguere - Kiprusoff			
Dec. 29, 2007	Anaheim	3	AT	CALGARY	5	19289	Jarome Iginla	Giguere - Kiprusoff			
Feb. 17, 2008	CALGARY	2	AT	Anaheim	4	17174	Scott Niedermayer	Joseph / Kiprusoff - Giguere			
Feb. 29, 2008	CALGARY	1	AT	Anaheim	3	17174	Scott Niedermayer	Joseph / Kiprusoff - Giguere			

07-08	GP	W	L	OTL	SHOL	PTS	GF	GA	PPG	SHG	PEN	PIM
CALGARY	4	1	3	0	0	2	9	14	4	0	55	110
Anaheim	4	3	1	0	0	6	14	9	7	1	56	112

GOALS AND SHOTS BY PERIODS

	1st	2nd	3rd	OT	TOTALS	PCT
CALGARY	3 - 36	3 - 45	3 - 41	0 - 0	9 - 122	7.4
Anaheim	6 - 46	6 - 40	2 - 33	0 - 0	14 - 119	11.8

CALGARY	GP	G	A	PTS	PIM	+/-	PPG	SHG	ENG	ANAHEIM	GP	G	A	PTS	PIM	+/-	PPG	SHG	EN
Jarome Iginla	4	2	3	5	7	-1	1	0	0	Ryan Getzlaf	4	1	5	6	6	2	0	0	0
Kristian Huselius	4	2	2	4	6	1	0	0	1	Scott Niedermayer	3	3	1	4	0	-2	3	0	0
Dion Phaneuf	4	1	2	3	32	-1	1	0	0	Chris Pronger	3	1	3	4	4	2	1	0	0
Craig Conroy	4	0	3	3	0	-1	0	0	0	Chris Kunitz	4	1	3	4	0	-2	0	0	0
Daymond Langkow	4	1	1	2	0	-2	1	0	0	Todd Bertuzzi	4	1	2	3	21	1	1	0	0
Dustin Boyd	3	1	0	1	0	0	0	0	0	Corey Perry	4	1	2	3	15	1	1	0	0
Wayne Primeau	3	1	0	1	2	-1	0	0	0	Mathieu Schneider	4	1	2	3	8	1	0	0	0
Alex Tanguay	3	1	0	1	2	-3	1	0	0	Teemu Selanne	2	1	1	2	0	0	1	0	0
Marcus Nilson	1	0	1	1	0	1	0	0	0	Sean O'Donnell	4	0	2	2	2	2	0	0	0
Stephane Yelle	2	0	1	1	0	0	0	0	0	Ryan Carter	2	1	0	1	0	0	0	0	0
Eric Nystrom	3	0	1	1	5	1	0	0	0	Todd Marchant	3	1	0	1	4	0	0	0	0
Matthew Lombardi	4	0	1	1	4	0	0	0	0	Rob Niedermayer	4	1	0	1	2	1	0	1	1
Owen Nolan	4	0	1	1	8	-2	0	0	0	George Parros	4	1	0	1	21	1	0	0	0
David Moss	1	0	0	0	0	0	0	0	0	Andy McDonald	1	0	1	1	0	1	0	0	0
Tim Ramholt	1	0	0	0	0	-1	0	0	0	Drew Miller	1	0	1	1	0	0	0	0	0
Jim Vandermeer	1	0	0	0	5	0	0	0	0	Bobby Ryan	1	0	1	1	0	0	0	0	0
Curtis Joseph	2	0	0	0	0	0	0	0	0	Doug Weight	1	0	1	1	0	-2	0	0	0
Adrian Aucoin	3	0	0	0	2	1	0	0	0	Francois Beauchemin	4	0	1	1	0	0	0	0	0
David Hale	3	0	0	0	0	-1	0	0	0	Marc-Andre Bergeron	1	0	0	0	0	0	0	0	0
Anders Eriksson	4	0	0	0	0	1	0	0	0	Andrew Ebbett	1	0	0	0	0	0	0	0	0
Eric Godard	4	0	0	0	12	0	0	0	0	Shane Hnidy	1	0	0	0	0	1	0	0	0
Milikka Kiprusoff	4	0	0	0	0	0	0	0	0	Brian Sutherby	2	0	0	0	5	0	0	0	0
Robyn Regehr	4	0	0	0	8	-1	0	0	0	Brad May	3	0	0	0	2	0	0	0	0
Cory Sarich	4	0	0	0	8	-2	0	0	0	Samuel Pahlsson	3	0	0	0	2	1	0	0	0
Mark Smith	4	0	0	0	9	0	0	0	0	J.S. Giguere	4	0	0	0	0	0	0	0	0
TOTALS	4	9	16	25	110	-11	4	0	1	TOTALS	4	14	26	40	112	8	7	1	1

Goaltenders	GP	MP	GA	EN	SO	SVS	AVG	SAVE %
Curtis Joseph (0-0-0-0)	2	60	1	0	0	23	1.00	95.8
Milikka Kiprusoff (1-3-0-0)	4	179	12	1	0	82	4.02	87.2
TOTALS	4	240	13	1	0	105	3.50	88.2

Goaltenders	GP	MP	GA	EN	SO	SVS	AVG	SAVE %
J.S. Giguere (1-0-0-0)	2	99	1	1	0	41	0.61	97.6
Michael Wall (1-0-0-0)	1	60	3	0	0	19	3.00	86.4
Ilya Bryzgalov (0-2-0-0)	2	79	5	0	0	20	3.80	80.0
TOTALS	4	240	9	1	0	80	2.50	88.9

POWERPLAY	HOME			ROAD			OVERALL		
	ADV	PPG	PCT	ADV	PPG	PCT	ADV	PPG	PP % PK %
CALGARY	12	2	16.7	8	2	25.0	20	4	20.0 61.1
Anaheim	5	3	60.0	13	4	30.8	18	7	38.9 80.0

ALL-TIME: 20-10-1-0-0 at Calgary; 8-16-8-0-0 at Anaheim**LAST WIN: in CALGARY Dec. 19, 2007 in Anaheim Jan. 19, 2004**



FLAMES VS ATLANTA



DATE	TEAMS	ATTND.	WINNING GOAL	GOALTENDERS
Mar. 13, 2008	CALGARY 4 AT Atlanta 6	16244	Bobby Holik	Joseph - Lehtonen

07-08	GP	W	L	OTL	SHOL	PTS	GF	GA	PPG	SHG	PEN	PIM
CALGARY	1	0	1	0	0	0	4	6	0	1	4	11
Atlanta	1	1	0	0	0	2	6	4	2	0	2	7

GOALS AND SHOTS BY PERIODS

	1st	2nd	3rd	OT	TOTALS	PCT
CALGARY	2 - 11	2 - 8	0 - 13	0 - 0	4 - 32	12.5
Atlanta	0 - 5	3 - 15	3 - 12	0 - 0	6 - 32	18.8

CALGARY	GP	G	A	PTS	PIM	+/-	PPG	SHG	ENG	ATLANTA	GP	G	A	PTS	PIM	+/-	PPG	SHG	EN
Daymond Langkow	1	1	2	3	0	2	0	1	0	Ilya Kovalchuk	1	3	1	4	0	2	2	0	1
Jarome Iginla	1	2	0	2	0	2	0	0	0	Bobby Holik	1	1	2	3	0	2	0	0	0
Wayne Primeau	1	1	0	1	0	1	0	0	0	Chris Thorburn	1	1	1	2	0	3	0	0	0
Adrian Aucoin	1	0	1	1	0	0	0	0	0	Mark Recchi	1	0	2	2	0	0	0	0	0
Kristian Huselius	1	0	1	1	2	1	0	0	0	Colby Armstrong	1	1	0	1	0	-3	0	0	0
Matthew Lombardi	1	0	1	1	0	1	0	0	0	Erik Christensen	1	0	1	1	0	-1	0	0	0
Stephane Yelle	1	0	1	1	0	1	0	0	0	Ken Klee	1	0	1	1	0	2	0	0	0
Craig Conroy	1	0	0	0	2	-2	0	0	0	Steve McCarthy	1	0	1	1	0	1	0	0	0
Eric Godard	1	0	0	0	5	-1	0	0	0	Eric Perrin	1	0	1	1	0	-2	0	0	0
David Hale	1	0	0	0	0	-1	0	0	0	Eric Boulton	1	0	0	0	5	0	0	0	0
Curtis Joseph	1	0	0	0	0	0	0	0	0	Tobias Enstrom	1	0	0	0	0	-3	0	0	0
Marcus Nilson	1	0	0	0	0	-1	0	0	0	Garnet Exelby	1	0	0	0	0	1	0	0	0
Owen Nolan	1	0	0	0	0	-2	0	0	0	Niclas Havelid	1	0	0	0	0	-2	0	0	0
Eric Nystrom	1	0	0	0	0	-1	0	0	0	Vyacheslav Kozlov	1	0	0	0	0	-1	0	0	0
Dion Phaneuf	1	0	0	0	0	1	0	0	0	Joel Kwiatkowski	1	0	0	0	2	1	0	0	0
Robyn Regehr	1	0	0	0	0	0	0	0	0	Brad Larsen	1	0	0	0	0	0	0	0	0
Cory Sarich	1	0	0	0	2	0	0	0	0	Kari Lehtonen	1	0	0	0	0	0	0	0	0
Alex Tanguay	1	0	0	0	0	-2	0	0	0	Bryan Little	1	0	0	0	0	0	0	0	0
Jim Vandermeer	1	0	0	0	0	0	0	0	0	Jim Slater	1	0	0	0	0	0	0	0	0
TOTALS	1	4	6	10	11	-1	0	1	0	TOTALS	1	6	10	16	7	0	2	0	1

Goaltenders	GP	MP	GA	EN	SO	SVS	AVG	SAVE %	Goaltenders	GP	MP	GA	EN	SO	SVS	AVG	SAVE %
Curtis Joseph (0-1-0-0)	1	60	5	1	0	26	5.01	83.9	Kari Lehtonen (1-0-0-0)	1	60	4	0	0	28	4.00	87.5
TOTALS	1	60	5	1	0	26	6.00	81.3	TOTALS	1	60	4	0	0	28	4.00	87.5

POWERPLAY	HOME			ROAD			OVERALL			
	ADV	PPG	PCT	ADV	PPG	PCT	ADV	PPG	PP %	PK %
CALGARY	0	0	0.0	1	0	0.0	1	0	0.0	33.3
Atlanta	0	0	0.0	3	2	66.7	3	2	66.7	100.0

ALL-TIME: 4-4-0-0-0 at Calgary; 0-4-1-0-0 at Atlanta

LAST WIN: in Calgary Feb. 13, 2007 in Atlanta N/A

**FLAMES**

vs

CAROLINA

DATE	TEAMS			ATTND.	WINNING GOAL	GOALTENDERS
Dec. 14, 2007	CALGARY	4	AT Carolina	3	15536	Dion Phaneuf Kiprusoff - Ward

07-08	GP	W	L	OTL	SHOL	PTS	GF	GA	PPG	SHG	PEN	PIM
CALGARY	1	1	0	0	0	2	4	3	1	0	8	16
Carolina	1	0	1	0	0	0	3	4	1	0	3	6

GOALS AND SHOTS BY PERIODS

	1st	2nd	3rd	OT	TOTALS	PCT
CALGARY	1 - 7	1 - 9	2 - 5	0 - 0	4 - 21	19.0
Carolina	1 - 16	1 - 11	1 - 9	0 - 0	3 - 36	8.3

CALGARY	GP	G	A	PTS	PIM	+/-	PPG	SHG	ENG	CAROLINA	GP	G	A	PTS	PIM	+/-	PPG	SHG	EN
Dion Phaneuf	1	1	1	2	4	-1	0	0	0	Matt Cullen	1	1	2	3	0	1	1	0	0
Adrian Aucoin	1	0	2	2	0	2	0	0	0	Craig Adams	1	1	0	1	0	0	0	0	0
Dustin Boyd	1	1	0	1	0	1	0	0	0	Chad Larose	1	1	0	1	0	1	0	0	0
Kristian Huselius	1	1	0	1	0	1	0	0	0	Rod Brind'Amour	1	0	1	1	0	-1	0	0	0
Jarome Iginla	1	1	0	1	2	1	1	0	0	Tim Gleason	1	0	1	1	0	1	0	0	0
Daymond Langkow	1	0	1	1	0	1	0	0	0	Trevor Letowski	1	0	1	1	0	0	0	0	0
Matthew Lombardi	1	0	1	1	0	-1	0	0	0	Erik Cole	1	0	0	0	2	-1	0	0	0
Stephane Yelle	1	0	1	1	0	2	0	0	0	Jeff Hamilton	1	0	0	0	0	0	0	0	0
Craig Conroy	1	0	0	0	0	1	0	0	0	Bret Hedican	1	0	0	0	2	1	0	0	0
Anders Eriksson	1	0	0	0	0	-1	0	0	0	Frantisek Kaberle	1	0	0	0	0	0	0	0	0
Eric Godard	1	0	0	0	0	0	0	0	0	Dennis Seidenberg	1	0	0	0	0	0	0	0	0
David Hale	1	0	0	0	2	2	0	0	0	Eric Staal	1	0	0	0	2	0	0	0	0
Mikikka Kiprusoff	1	0	0	0	0	0	0	0	0	Cory Stillman	1	0	0	0	0	-1	0	0	0
Owen Nolan	1	0	0	0	2	-1	0	0	0	David Tanabe	1	0	0	0	0	-2	0	0	0
Eric Nystrom	1	0	0	0	0	-1	0	0	0	Niclas Wallin	1	0	0	0	0	-2	0	0	0
Robyn Regehr	1	0	0	0	0	0	0	0	0	Cam Ward	1	0	0	0	0	0	0	0	0
Cory Sarich	1	0	0	0	2	0	0	0	0	Glen Wesley	1	0	0	0	0	0	0	0	0
Mark Smith	1	0	0	0	4	0	0	0	0	Ray Whitney	1	0	0	0	0	-1	0	0	0
Alex Tanguay	1	0	0	0	0	-1	0	0	0	Justin Williams	1	0	0	0	0	-1	0	0	0
TOTALS	1	4	6	10	16	5	1	0	0	TOTALS	1	3	5	8	6	-5	1	0	0

Goaltenders	GP	MP	GA	EN	SO	SVS	AVG	SAVE %	Goaltenders	GP	MP	GA	EN	SO	SVS	AVG	SAVE %
Mikikka Kiprusoff (1-0-0-0)	1	60	3	0	0	33	3.00	91.7	Cam Ward (0-1-0-0)	1	59	4	0	0	17	4.08	81.0
TOTALS	1	60	3	0	0	33	3.00	91.7	TOTALS	1	60	4	0	0	17	4.00	81.0

POWERPLAY	HOME			ROAD			OVERALL			
	ADV	PPG	PCT	ADV	PPG	PCT	ADV	PPG	PP %	PK %
CALGARY	0	0	0.0	3	1	33.3	3	1	33.3	87.5
Carolina	0	0	0.0	8	1	12.5	8	1	12.5	66.7

ALL-TIME: 22-6-2-0-0 at Calgary; 14-10-5-0-0 at Carolina/Hartford**LAST WIN: in CALGARY Dec. 5 2006 in Carolina Dec. 14, 2007**



FLAMES vs CHICAGO



DATE	TEAMS		ATTND.	WINNING GOAL	GOALTENDERS
Nov. 22, 2007	Chicago	2 AT CALGARY	1 19289	Patrick Sharp	Khabibulin - Kiprusoff
Dec. 9, 2007	CALGARY	3 AT Chicago	2 13382	Daymond Langkow	Khabibulin - Kiprusoff
Feb. 7, 2008	Chicago	3 AT CALGARY	1 19289	Patrick Sharp	Khabibulin - Kiprusoff
Mar. 16, 2008	CALGARY	4 AT Chicago	2 20717	Kristian Huselius	Kiprusoff - Khabibulin / Lalime

07-08	GP	W	L	OTL	SHOL	PTS	GF	GA	PPG	SHG	PEN	PIM
CALGARY	4	2	2	0	0	4	9	9	3	0	23	55
Chicago	4	2	2	0	0	4	9	9	1	2	22	53

GOALS AND SHOTS BY PERIODS

	1st	2nd	3rd	OT	TOTALS	PCT
CALGARY	1 - 36	6 - 36	2 - 42	0 - 0	9 - 114	7.9
Chicago	2 - 28	3 - 43	4 - 44	0 - 0	9 - 115	7.8

CALGARY	GP	G	A	PTS	PIM	+/	PPG	SHG	ENG	CHICAGO	GP	G	A	PTS	PIM	+/	PPG	SHG	EN
Alex Tanguay	4	0	4	4	6	-1	0	0	0	Robert Lang	4	2	3	5	2	5	0	0	0
Owen Nolan	4	1	2	3	2	-1	0	0	0	Patrick Sharp	4	2	1	3	6	1	0	1	0
Dion Phaneuf	4	1	2	3	2	-2	0	0	0	Dustin Byfuglien	4	1	2	3	0	3	0	0	0
Adrian Aucoin	4	2	0	2	2	0	1	0	0	Martin Havlat	2	0	2	2	2	-1	0	0	0
Jarome Iginla	4	2	0	2	2	0	1	0	0	Patrick Kane	4	0	2	2	0	-2	0	0	0
Craig Conroy	4	0	2	2	2	-1	0	0	0	Jacob Dowell	1	1	0	1	2	1	0	1	0
Kristian Huselius	4	1	0	1	2	0	0	0	0	Yanic Perreault	2	1	0	1	0	0	0	0	1
Daymond Langkow	4	1	0	1	2	0	1	0	0	Jonathan Toews	3	1	0	1	0	-2	1	0	0
Cory Sarich	4	1	0	1	6	0	0	0	0	Duncan Keith	4	1	0	1	4	1	0	0	0
Stephane Yelle	3	0	1	1	0	1	0	0	0	Magnus Johansson	1	0	1	1	0	0	0	0	0
Robyn Regehr	4	0	1	1	4	1	0	0	0	Jason Williams	1	0	1	1	0	0	0	0	0
Wayne Primeau	1	0	0	0	2	0	0	0	0	Cameron Barker	2	0	1	1	0	0	0	0	0
Jim Vandermeer	1	0	0	0	2	0	0	0	0	James Wisniewski	4	0	1	1	2	1	0	0	0
Rhett Warrenner	1	0	0	0	0	0	0	0	0	Keyvin Adams	1	0	0	0	0	0	0	0	0
David Hale	2	0	0	0	5	1	0	0	0	Colin Fraser	1	0	0	0	0	0	0	0	0
David Moss	2	0	0	0	0	0	0	0	0	Andrew Ladd	1	0	0	0	0	-1	0	0	0
Mark Smith	2	0	0	0	5	-1	0	0	0	Patrick Lalime	1	0	0	0	0	0	0	0	0
Dustin Boyd	3	0	0	0	0	-1	0	0	0	Martin St. Pierre	1	0	0	0	0	0	0	0	0
Eric Godard	3	0	0	0	0	-1	0	0	0	Jim Vandermeer	1	0	0	0	2	1	0	0	0
Marcus Nilson	3	0	0	0	0	0	0	0	0	Kris Versteeg	1	0	0	0	0	0	0	0	0
Eric Nystrom	3	0	0	0	5	-1	0	0	0	Craig Adams	2	0	0	0	5	0	0	0	0
Anders Eriksson	4	0	0	0	4	-3	0	0	0	Dave Bolland	2	0	0	0	0	0	0	0	0
Miikka Kiprusoff	4	0	0	0	0	0	0	0	0	Rene Bourque	2	0	0	0	0	-1	0	0	0
Matthew Lombardi	4	0	0	0	2	-2	0	0	0	Jordan Hendry	2	0	0	0	2	0	0	0	0
TOTALS	4	9	12	21	55	-11	3	0	0	David Koci	2	0	0	0	2	0	0	0	0
										Andrei Zyuzin	2	0	0	0	4	0	0	0	0
										Martin Lapointe	3	0	0	0	2	0	0	0	0
										Tuomo Ruutu	3	0	0	0	2	0	0	0	0
										Adam Burish	4	0	0	0	10	1	0	0	0
										Nikolai Khabibulin	4	0	0	0	0	0	0	0	0
										Brent Seabrook	4	0	0	0	2	1	0	0	0
										Brent Sopel	4	0	0	0	2	0	0	0	0
										Bench					2				
										TOTALS	4	9	14	23	53	8	1	2	1

Goaltenders	GP	MP	GA	EN	SO	SVS	AVG	SAVE %	Goaltenders	GP	MP	GA	EN	SO	SVS	AVG	SAVE %
Miikka Kiprusoff (2-2-0-0)	4	238	8	1	0	106	2.01	93.0	Nikolai Khabibulin (2-1-0-0)	4	196	5	0	0	87	1.53	94.6
									Patrick Lalime (0-1-0-0)	1	40	4	0	0	18	6.06	81.8
TOTALS	4	240	8	1	0	106	2.25	92.2	TOTALS	4	240	9	0	0	105	2.25	92.1

POWERPLAY	HOME			ROAD			OVERALL			
	ADV	PPG	PCT	ADV	PPG	PCT	ADV	PPG	PP %	PK %
CALGARY	9	1	11.1	8	2	25.0	17	3	17.6	94.4
Chicago	8	0	0.0	10	1	10.0	18	1	5.6	82.4

ALL-TIME: 31-24-13-0-1at Calgary; 26-27-13-1-0 at Chicago

LAST WIN: in CALGARY Nov. 22, 2006 in Chicago Mar. 16, 2008

**FLAMES****vs COLORADO**

DATE	TEAMS		ATTND.	WINNING GOAL	GOALTENDERS
Oct. 16, 2007	CALGARY	4 AT Colorado	5501 16722	Ryan Smyth	Kiprusoff - Theodore / Budaj
Oct. 26, 2007	Colorado	3 AT CALGARY	2071 19289	Ryan Smyth @ 0:23	Theodore - Kiprusoff
Nov. 5, 2007	CALGARY	1 AT Colorado	4 15655	Wojtek Wolski	Kiprusoff / Keetley - Theodore
Nov. 20, 2007	Colorado	1 AT CALGARY	4 19289	Jarome Iginla	Theodore - Kiprusoff
Nov. 24, 2007	CALGARY	5 AT Colorado	2 18007	Adrian Aucoin	Kiprusoff - Theodore
Feb. 26, 2008	Colorado	3 AT CALGARY	2071 19289	Paul Stastny @ 3:02	Theodore - Kiprusoff
Mar. 20, 2008	Colorado	1 AT CALGARY	2 19289	Craig Conroy	Theodore - Kiprusoff
Mar. 24, 2008	CALGARY	0 AT Colorado	2 18007	Jordan Leopold	Joseph / Kiprusoff - Theodore

07-08	GP	W	L	OTL	SHOL	PTS	GF	GA	PPG	SHG	PEN	PIM
CALGARY	8	3	2	2	1	9	20	20	3	1	51	138
Colorado	8	5	3	0	0	10	20	20	5	0	42	121

GOALS AND SHOTS BY PERIODS

	1st	2nd	3rd	OT	TOTALS	PCT
CALGARY	10 - 73	7 - 77	3 - 67	0 - 4	20 - 221	9.0
Colorado	3 - 71	7 - 68	8 - 65	2 - 8	20 - 212	9.4

CALGARY	GP	G	A	PTS	PIM	+/-	PPG	SHG	ENG	COLORADO	GP	G	A	PTS	PIM	+/-	PPG	SHG	EN
Jarome Iginla	8	4	4	8	12	2	1	0	0	Paul Stastny	7	3	6	9	4	4	1	0	0
Matthew Lombardi	8	2	4	6	6	5	0	0	0	Ryan Smyth	8	3	5	8	8	0	0	0	0
Daymond Langkow	8	2	3	5	2	-5	1	0	0	Milan Hejduk	6	2	4	6	2	2	1	0	0
Craig Conroy	8	2	2	4	8	1	1	0	0	Wojtek Wolski	8	1	5	6	0	2	0	0	0
Owen Nolan	8	2	2	4	4	-1	0	0	1	Marek Svatos	6	3	1	4	2	1	0	0	0
Kristian Huselius	8	0	4	4	2	-2	0	0	0	Andrew Brunette	8	2	2	4	0	-2	2	0	0
David Moss	5	1	2	3	0	1	0	0	0	Joe Sakic	8	2	2	4	6	-1	0	0	0
Alex Tanguay	7	1	2	3	8	0	0	0	0	Kurt Sauer	8	1	2	3	12	2	0	0	0
Adrian Aucoin	8	1	2	3	6	1	0	0	0	John-Michael Liles	7	0	3	3	0	-1	0	0	0
Dustin Boyd	2	1	1	2	0	2	0	0	0	Scott Hannan	8	0	3	3	6	-4	0	0	0
Dion Phaneuf	8	1	1	2	10	-2	0	0	0	Kyle Cumiskey	4	0	2	2	0	1	0	0	0
Robyn Regehr	8	1	1	2	4	0	0	1	0	Brett Clark	5	0	2	2	4	-3	0	0	0
Cory Sarich	8	0	2	2	4	1	0	0	0	Brad Richardson	2	1	0	1	0	0	0	0	0
Marcus Nilson	6	1	0	1	2	0	0	0	0	Jordan Leopold	3	1	0	1	0	-1	1	0	0
Stephane Yelle	8	1	0	1	0	0	0	0	0	Ben Guite	7	1	0	1	2	-1	0	0	0
David Hale	3	0	1	1	4	2	0	0	0	Peter Forsberg	1	0	1	1	2	0	0	0	0
Eric Nystrom	4	0	1	1	7	2	0	0	0	Jeff Finger	6	0	1	1	4	5	0	0	0
Rhett Warrener	4	0	1	1	2	2	0	0	0	Peter Budaj	1	0	0	0	0	0	0	0	0
Anders Eriksson	6	0	1	1	4	-1	0	0	0	Adam Foote	2	0	0	0	0	-1	0	0	0
Curtis Joseph	1	0	0	0	0	0	0	0	0	David Jones	2	0	0	0	0	0	0	0	0
Matt Keetley	1	0	0	0	0	0	0	0	0	Cody McCormick	2	0	0	0	5	0	0	0	0
Wayne Primeau	3	0	0	0	4	-1	0	0	0	Ruslan Salei	2	0	0	0	2	0	0	0	0
Jim Vandermeer	3	0	0	0	5	1	0	0	0	Cody McLeod	3	0	0	0	2	-1	0	0	0
Mark Smith	5	0	0	0	0	0	0	0	0	Karlis Skrstins	3	0	0	0	2	-3	0	0	0
Eric Godard	8	0	0	0	42	1	0	0	0	Jaroslav Hlinka	4	0	0	0	0	0	0	0	0
Mikika Kiprusoff	8	0	0	0	0	0	0	0	0	Scott Parker	5	0	0	0	42	0	0	0	0
Bench					2					Wyatt Smith	5	0	0	0	0	-3	0	0	0
TOTALS	8	20	34	54	138	9	3	1	1	Ian Laperriere	6	0	0	0	14	-3	0	0	0
										Tyler Arnason	8	0	0	0	0	-4	0	0	0
										Jose Theodore	8	0	0	0	0	0	0	0	0
										Bench					2				
TOTALS	8	20	39	59	121	-11	5	0	0										

Goaltenders	GP	MP	GA	EN	SO	SVS	AVG	SAVE %
Curtis Joseph (0-0-0-0)	1	7	0	0	0	2	0.00	100.0
Matt Keetley (0-0-0-0)	1	9	0	0	0	2	0.00	100.0
Mikika Kiprusoff (3-2-2-1)	8	471	20	0	0	188	2.55	90.4
TOTALS	8	488	20	0	0	192	2.46	90.6

Goaltenders	GP	MP	GA	EN	SO	SVS	AVG	SAVE %
Jose Theodore (5-3-0-0)	8	462	15	1	1	193	1.95	92.8
Peter Budaj (0-0-0-0)	1	23	4	0	0	8	10.50	66.7
TOTALS	8	488	19	1	1	201	2.46	91.0

POWERPLAY	HOME			ROAD			OVERALL		
	ADV	PPG	PCT	ADV	PPG	PCT	ADV	PPG	PP % PK %
CALGARY	15	2	13.3	17	1	5.9	32	3	9.4 87.2
Colorado	18	2	11.1	21	3	14.3	39	5	12.8 90.6

ALL-TIME: 28-19-10-2-0 at Calgary; 21-25-12-0-1 at Colorado**LAST WIN: in CALGARY Mar. 20, 2008 in Colorado Nov. 24, 2007**



FLAMES vs COLUMBUS



DATE	TEAMS			ATTND.	W/T GOAL	GOALTENDERS
Dec. 1, 2007	Columbus	4	AT CALGARY	3 OT 19289	Curtis Glencross @ 2:03	Norrena - Kiprusoff
Dec. 18, 2007	CALGARY	3	AT Columbus	1 13181	Alex Tanguay	Kiprusoff - Leclaire
Mar. 4, 2008	Columbus	0	AT CALGARY	1 19289	Craig Conroy	Leclaire - Kiprusoff
Mar. 18, 2008	CALGARY	0	AT Columbus	3 14270	Rick Nash	Kiprusoff - Norrena

07-08	GP	W	L	OTL	SHOL	PTS	GF	GA	PPG	SHG	PEN	PIM
CALGARY	4	2	1	1	0	5	7	8	2	0	31	85
Columbus	4	2	2	0	0	4	8	7	1	0	30	83

GOALS AND SHOTS BY PERIODS

	1st	2nd	3rd	OT	TOTALS	PCT
CALGARY	1 - 24	4 - 35	2 - 34	0 - 3	7 - 96	7.3
Columbus	3 - 46	1 - 47	3 - 46	1 - 1	8 - 140	5.7

CALGARY	GP	G	A	PTS	PIM	+	-	PPG	SHG	ENG	COLUMBUS	GP	G	A	PTS	PIM	+	-	PPG	SHG	EN
Adrian Aucoin	4	2	1	3	2	2	1	0	0	0	Rick Nash	4	1	3	4	10	4	0	0	0	0
Jarome Iginla	4	2	1	3	10	-1	0	0	0	0	Curtis Glencross	2	3	0	3	0	1	0	0	0	0
Kristian Huselius	4	0	3	3	2	0	0	0	0	0	Manny Malhotra	3	2	0	2	2	2	0	0	0	0
Craig Conroy	4	1	1	2	9	1	0	0	0	0	Kris Beech	2	1	1	2	0	1	1	0	0	0
Diamond Langkow	4	1	1	2	2	-3	1	0	0	0	Kris Russell	3	0	2	2	0	1	0	0	0	0
Dion Phaneuf	4	0	2	2	10	-2	0	0	0	0	Dan Fritsche	4	0	2	2	0	1	0	0	0	0
Alex Tanguay	3	1	0	1	2	1	0	0	0	0	Rostislav Klesla	4	0	2	2	4	5	0	0	0	0
Anders Eriksson	2	0	1	1	2	0	0	0	0	0	Nikolai Zherdev	4	1	0	1	2	1	0	0	0	0
Eric Nystrom	3	0	1	1	7	0	0	0	0	0	Sergei Fedorov	2	0	1	1	0	0	0	0	0	0
Matthew Lombardi	4	0	1	1	0	0	0	0	0	0	Gilbert Brule	3	0	1	1	2	-1	0	0	0	0
Robyn Regehr	4	0	1	1	11	0	0	0	0	0	Michael Peca	3	0	1	1	2	1	0	0	0	0
Rhett Warren	1	0	0	0	2	0	0	0	0	0	Jan Hejda	4	0	1	1	0	1	0	0	0	0
David Moss	2	0	0	0	2	-1	0	0	0	0	Joakim Lindstrom	1	0	0	0	0	0	0	0	0	0
Marcus Nilson	2	0	0	0	0	0	0	0	0	0	Dick Tarnstrom	1	0	0	0	4	0	0	0	0	0
Mark Smith	2	0	0	0	0	-1	0	0	0	0	Duvie Westcott	1	0	0	0	2	-1	0	0	0	0
Jim Vandermeer	2	0	0	0	0	-3	0	0	0	0	Adam Foote	2	0	0	0	2	-2	0	0	0	0
Eric Godard	3	0	0	0	2	0	0	0	0	0	Andrew Murray	2	0	0	0	0	0	0	0	0	0
Owen Nolan	3	0	0	0	2	1	0	0	0	0	Fredrik Norrena	2	0	0	0	0	0	0	0	0	0
Wayne Primeau	3	0	0	0	0	0	0	0	0	0	Pascal Leclaire	2	0	0	0	0	0	0	0	0	0
Cory Sarich	3	0	0	0	14	-1	0	0	0	0	Aaron Rome	2	0	0	0	2	-1	0	0	0	0
Stephane Yelle	3	0	0	0	2	0	0	0	0	0	Jody Shelley	2	0	0	0	0	0	0	0	0	0
Dustin Boyd	4	0	0	0	0	-2	0	0	0	0	David Vyborny	2	0	0	0	2	-1	0	0	0	0
David Hale	4	0	0	0	4	0	0	0	0	0	Ron Hainsey	3	0	0	0	0	1	0	0	0	0
Miikka Kiprusoff	4	0	0	0	0	0	0	0	0	0	Derek MacKenzie	3	0	0	0	2	-1	0	0	0	0
TOTALS	4	7	13	20	85	-9	2	0	0	0	Jim Novotny	3	0	0	0	2	-2	0	0	0	0
											Jared Boll	4	0	0	0	14	0	0	0	0	0
											Jason Chimera	4	0	0	0	19	-1	0	0	0	0
											Ole-Kristian Tollefsen	4	0	0	0	12	0	0	0	0	0
											TOTALS	4	8	14	22	83	9	1	0	0	0

Goaltenders	GP	MP	GA	EN	SO	SVS	AVG	SAVE %
Miikka Kiprusoff (2-2-0-0)	4	242	8	0	1	132	1.98	94.3
TOTALS	4	242	8	0	1	132	1.98	94.3

Goaltenders	GP	MP	GA	EN	SO	SVS	AVG	SAVE %
Fredrik Norrena (2-0-0-0)	2	122	3	0	1	51	1.47	94.4
Pascal Leclaire (0-2-0-0)	2	119	4	0	0	38	2.02	90.5
TOTALS	4	242	7	0	1	89	1.74	92.7

POWERPLAY	HOME			ROAD			OVERALL			
	ADV	PPG	PCT	ADV	PPG	PCT	ADV	PPG	PP %	PK %
CALGARY	9	1	11.1	8	1	12.5	17	2	11.8	94.4
Chicago	9	1	11.1	9	0	0.0	18	1	5.6	88.2

ALL-TIME: 9-3-0-1-1 at Calgary; 4-9-0-0-1 at Columbus

LAST WIN: in CALGARY Mar. 4, 2008 in Columbus Dec. 18, 2007

**FLAMES**

vs

DALLAS

DATE	TEAMS			ATTND.	WINNING GOAL	GOALTENDERS
Oct. 20, 2007	CALGARY	3	AT Dallas	2 OT 17132	Matthew Lombardi @ 3:20	Kiprusoff - Turco
Dec. 21, 2007	Dallas	3	AT CALGARY	2 OT 19289	Mike Ribeiro @ 0:57	Smith - Kiprusoff
Feb. 2, 2008	Dallas	2	AT CALGARY	1 19289	Niklas Hagman	Turco - Kiprusoff
Feb. 20, 2008	CALGARY	3	AT Dallas	2 18584	Jarome Iginla	Joseph - Turco

07-08	GP	W	L	OTL	SHOL	PTS	GF	GA	PPG	SHG	PEN	PIM
CALGARY	4	2	1	1	0	5	9	9	1	1	17	40
Dallas	4	2	1	1	0	5	9	9	2	0	22	50

GOALS AND SHOTS BY PERIODS

	1st	2nd	3rd	OT	TOTALS	PCT
CALGARY	2 - 28	3 - 32	3 - 37	1 - 3	9 - 100	9.0
Dallas	2 - 36	3 - 37	3 - 28	1 - 3	9 - 104	8.7

CALGARY	GP	G	A	PTS	PIM	+/	PPG	SHG	ENG	DALLAS	GP	G	A	PTS	PIM	+/	PPG	SHG	EN
Alex Tanguay	4	3	2	5	0	2	1	1	0	Niklas Hagman	4	4	0	4	2	0	1	0	0
Matthew Lombardi	4	3	0	3	2	1	0	0	0	Mike Ribeiro	4	2	1	3	4	1	0	0	0
Jarome Iginla	4	2	1	3	9	2	0	0	0	Mike Modano	4	1	1	2	6	-4	0	0	0
Daymond Langkow	4	1	1	2	0	-1	0	0	0	Brenden Morrow	4	1	1	2	2	0	0	0	0
Adrian Aucoin	4	0	2	2	0	4	0	0	0	Mattias Norstrom	4	1	2	0	0	1	0	0	0
Dion Phaneuf	4	0	2	2	6	2	0	0	0	Trevor Daley	4	0	2	2	2	-3	0	0	0
Dustin Boyd	2	0	1	1	0	-1	0	0	0	Jussi Jokinen	4	0	2	2	0	0	0	0	0
Owen Nolan	3	0	1	1	2	-1	0	0	0	Antti Miettinen	4	0	2	2	4	1	0	0	0
Craig Conroy	4	0	1	1	2	1	0	0	0	Sergei Zubov	2	0	1	1	0	1	0	0	0
Robyn Regehr	4	0	1	1	4	0	0	0	0	Loui Eriksson	3	0	1	1	0	-1	0	0	0
Cory Sarich	4	0	1	1	6	1	0	0	0	Nicklas Grossman	3	0	1	1	0	1	0	0	0
Stephane Yelle	4	0	1	1	0	1	0	0	0	Jere Lehtinen	3	0	1	1	0	1	0	0	0
Curtis Joseph	1	0	0	0	0	0	0	0	0	Steve Ott	3	0	1	1	16	-1	0	0	0
Eric Nystrom	1	0	0	0	0	0	0	0	0	Stephane Robidas	4	0	1	1	2	-1	0	0	0
Anders Eriksson	2	0	0	0	0	0	0	0	0	Philippe Boucher	1	0	0	0	0	-1	0	0	0
David Moss	2	0	0	0	0	-2	0	0	0	Todd Fedoruk	1	0	0	0	0	0	0	0	0
Marcus Nilson	2	0	0	0	0	1	0	0	0	Mike Smith	1	0	0	0	0	0	0	0	0
Eric Godard	3	0	0	0	0	0	0	0	0	Krystofer Barch	2	0	0	0	0	0	0	0	0
David Hale	3	0	0	0	2	0	0	0	0	Mark Fistric	2	0	0	0	2	-1	0	0	0
Miikka Kiprusoff	3	0	0	0	0	0	0	0	0	Brad Winchester	2	0	0	0	0	0	0	0	0
Mark Smith	3	0	0	0	5	0	0	0	0	Stu Barnes	3	0	0	0	0	-1	0	0	0
Rhett Warren	3	0	0	0	2	-3	0	0	0	Joel Lundqvist	3	0	0	0	2	0	0	0	0
Kristian Huselius	4	0	0	0	0	-3	0	0	0	Marty Turco	3	0	0	0	2	0	0	0	0
Wayne Primeau	4	0	0	0	0	0	0	0	0	Jeff Halpern	4	0	0	0	2	0	0	0	0
TOTALS	4	9	14	23	40	4	1	1	0	TOTALS	4	9	16	25	50	-5	2	0	0

Goaltenders	GP	MP	GA	EN	SO	SVS	AVG	SAVE %
Curtis Joseph (1-0-0-0)	1	60	2	0	0	29	2.00	93.5
Miikka Kiprusoff (1-1-1-0)	3	183	7	0	0	66	2.29	90.4
TOTALS	4	244	9	0	0	95	2.21	91.3

Goaltenders	GP	MP	GA	EN	SO	SVS	AVG	SAVE %
Mike Smith (1-0-0-0)	1	61	2	0	0	22	1.98	91.7
Marty Turco (1-1-1-0)	3	182	7	0	0	69	2.30	90.8
TOTALS	4	244	9	0	0	91	2.21	91.0

POWERPLAY	HOME			ROAD			OVERALL		
	ADV	PPG	PCT	ADV	PPG	PCT	ADV	PPG	PP % PK %
CALGARY	11	0	0.0	8	1	12.5	19	1	5.3 84.6
Dallas	4	0	0.0	9	2	22.2	13	2	15.4 94.7

ALL-TIME: 36-16-14-2-0 at Calgary; 23-33-12-0-0 at Dallas**LAST WIN: in CALGARY Jan. 6, 2007 in Dallas Feb. 20, 2008**



FLAMES vs DETROIT



DATE	TEAMS	ATTND.	WINNING GOAL	GOALTENDERS
Oct. 10, 2007	CALGARY 2 AT Detroit 4	16629	Kris Draper	Kiprusoff - Osgood
Nov. 1, 2007	Detroit 4 AT CALGARY 1	19289	Henrik Zetterberg	Osgood - Kiprusoff
Nov. 27, 2007	CALGARY 3 AT Detroit 5	17108	Pavel Datsyuk	Kiprusoff/McElhinney - Osgood
Feb. 22, 2008	Detroit 0 AT CALGARY 1	19289	Alex Tanguay	Osgood - Kiprusoff

07-08	GP	W	L	OTL	SHOL	PTS	GF	GA	PPG	SHG	PEN	PIM
CALGARY	4	1	3	0	0	2	7	13	1	0	20	43
Detroit	4	3	1	0	0	6	13	7	5	0	20	43

GOALS AND SHOTS BY PERIODS

	1st	2nd	3rd	OT	TOTALS	PCT
CALGARY	4 - 32	2 - 35	1 - 29	0 - 0	7 - 96	7.3
Detroit	5 - 41	4 - 52	4 - 34	0 - 0	13 - 127	10.2

CALGARY	GP	G	A	PTS	PIM	+/	PPG	SHG	ENG	DETROIT	GP	G	A	PTS	PIM	+/	PPG	SHG	EN
Jarome Iginla	4	0	4	4	4	-1	0	0	0	Pavel Datsyuk	4	2	5	7	0	2	0	0	0
Alex Tanguay	4	3	0	3	2	0	0	0	0	Henrik Zetterberg	4	3	1	4	0	4	2	0	0
Kristian Huselius	4	2	1	3	2	0	0	0	0	Nicklas Lidstrom	3	0	4	4	2	2	0	0	0
Dion Phaneuf	4	1	0	1	9	-3	1	0	0	Kris Draper	4	2	1	3	10	0	0	0	0
Robyn Regehr	4	1	0	1	0	1	0	0	0	Tomas Holmstrom	4	2	1	3	2	1	1	0	0
Anders Eriksson	3	0	1	1	0	-1	0	0	0	Brian Rafalski	3	0	3	3	2	0	0	0	0
Craig Conroy	4	0	1	1	4	0	0	0	0	Mikael Samuelsson	4	0	3	3	0	1	0	0	0
Owen Nolan	4	0	1	1	8	0	0	0	0	Daniel Cleary	3	2	0	2	0	-1	1	0	0
Dustin Boyd	1	0	0	0	0	0	0	0	0	Jiri Hudler	4	1	1	2	4	1	1	0	0
Curtis McElhinney	1	0	0	0	0	0	0	0	0	Brett Lebda	4	0	2	2	2	0	0	0	0
Jim Vandermeer	1	0	0	0	0	0	0	0	0	Valtteri Filppula	4	1	0	1	2	1	0	0	0
David Hale	2	0	0	0	0	0	0	0	0	Niklas Kronvall	2	0	1	1	0	0	0	0	0
Eric Nystrom	2	0	0	0	2	-1	0	0	0	Dallas Drake	4	0	1	1	0	-2	0	0	0
Wayne Primeau	2	0	0	0	2	0	0	0	0	Andreas Lilja	4	0	1	1	7	2	0	0	0
Mark Smith	2	0	0	0	0	1	0	0	0	Kirk Maltby	4	0	1	1	4	2	0	0	0
Rhett Warrenner	2	0	0	0	0	1	0	0	0	Matt Ellis	1	0	0	0	0	0	0	0	0
Eric Godard	3	0	0	0	0	0	0	0	0	Jonathan Ericsson	1	0	0	0	0	0	0	0	0
David Moss	3	0	0	0	0	-1	0	0	0	Kyle Quincey	1	0	0	0	0	-1	0	0	0
Marcus Nilson	3	0	0	0	0	0	0	0	0	Aaron Downey	2	0	0	0	0	-1	0	0	0
Adrian Aucoin	4	0	0	0	2	-1	0	0	0	Derek Meech	2	0	0	0	0	0	0	0	0
Mikikka Kiprusoff	4	0	0	0	0	0	0	0	0	Johan Franzen	3	0	0	0	0	-1	0	0	0
Daymond Langkow	4	0	0	0	0	-2	0	0	0	Tomas Kopecky	3	0	0	0	4	0	0	0	0
Matthew Lombardi	4	0	0	0	2	-2	0	0	0	Chris Chelios	4	0	0	0	2	1	0	0	0
Cory Sarich	4	0	0	0	4	-1	0	0	0	Chris Osgood	4	0	0	0	0	0	0	0	0
Stephane Yelle	4	0	0	0	0	0	0	0	0	Bench					2				
Bench					2					TOTALS	4	13	25	38	43	11	5	0	0
TOTALS	4	7	8	15	43	-10	1	0	0										

Goaltenders	GP	MP	GA	EN	SO	SVS	AVG	SAVE %
Mikikka Kiprusoff (1-2-0-0)	4	203	11	0	1	96	3.25	89.7
Curtis McElhinney (0-1-0-0)	1	35	2	0	0	18	3.39	90.0
TOTALS	4	240	13	0	1	114	3.25	89.8

Goaltenders	GP	MP	GA	EN	SO	SVS	AVG	SAVE %
Chris Osgood (3-1-0-0)	4	238	7	0	0	89	1.77	92.7
TOTALS	4	240	7	0	0	89	1.75	92.7

POWERPLAY	HOME			ROAD			OVERALL			
	ADV	PPG	PCT	ADV	PPG	PCT	ADV	PPG	PP %	PK %
CALGARY	12	0	0.0	7	1	14.3	19	1	5.3	73.7
Detroit	9	2	22.2	10	3	30.0	19	5	26.3	94.7

ALL-TIME: 38-21-6-0-1 at Calgary; 19-36-10-0-0 at Detroit

LAST WIN: in CALGARY Feb. 22, 2008 in Detroit Dec. 1, 2005



FLAMES vs EDMONTON



DATE	TEAMS	ATTND.	W/T GOAL	GOALTENDERS
Oct. 20, 2007	Edmonton 1 AT CALGARY 4	19289	Jarome Iginla	Roloson - Kiprusoff
Nov. 10, 2007	Edmonton 4 AT CALGARY 2	19289	Shawn Horcoff	Garon - Kiprusoff
Nov. 17 2007	CALGARY 3 AT Edmonton 1	16839	Owen Nolan	Kiprusoff - Garon
Jan. 13, 2008	CALGARY 1 AT Edmonton 2	16839	Ales Hemsky	Kiprusoff - Garon
Feb. 4, 2008	CALGARY 0 AT Edmonton 5	16839	Fernando Pisani	Joseph - Garon
Feb. 9, 2008	Edmonton 1 AT CALGARY 4	19289	Dion Phaneuf	Garon - Kiprusoff
Mar. 29, 2008	Edmonton 2 AT CALGARY 1	19289	Dustin Penner	Roloson - Kiprusoff
Apr. 1, 2008	CALGARY 3 AT Edmonton 2	16389	Owen Nolan	Kiprusoff - Roloson

07-08	GP	W	L	OTL	SHOL	PTS	GF	GA	PPG	SHG	PEN	PIM
CALGARY	8	4	4	0	0	8	18	18	5	0	48	151
Edmonton	8	4	4	0	0	8	18	18	7	0	53	152

GOALS AND SHOTS BY PERIODS

	1st	2nd	3rd	OT	TOTALS	PCT
CALGARY	4 - 70	6 - 87	8 - 74	0 - 0	18 - 231	7.8
Edmonton	7 - 54	2 - 59	9 - 81	0 - 0	18 - 194	9.3

CALGARY	GP	G	A	PTS	PIM	+/-	PPG	SHG	ENG	EDMONTON	GP	G	A	PTS	PIM	+/-	PPG	SHG	EN
Owen Nolan	8	4	3	7	7	2	0	0	0	Sam Gagner	8	3	3	6	0	0	1	0	0
Jarome Iginla	8	2	5	7	2	4	0	0	1	Ales Hemsky	8	2	4	6	4	0	1	0	0
Dion Phaneuf	8	2	5	7	16	2	1	0	0	Shawn Horcoff	4	3	2	5	4	2	2	0	0
Alex Tanguay	8	2	5	7	6	1	0	0	0	Dustin Penner	8	2	2	4	11	0	1	0	0
Matthew Lombardi	8	2	4	6	7	0	0	0	0	Andrew Coglianor	8	1	3	4	0	2	0	0	0
Kristian Huselius	8	1	3	4	6	5	1	0	0	Jarret Stoll	8	0	4	4	14	-2	0	0	0
Adrian Aucoin	7	2	1	3	4	2	2	0	0	Robert Nilsson	6	2	1	3	0	1	1	0	0
Anders Eriksson	6	0	3	3	2	2	0	0	0	Curtis Glenross	3	2	0	2	5	0	0	0	0
Craig Conroy	7	1	1	2	6	0	0	0	0	Denis Grebeshkov	1	1	2	2	3	0	0	0	0
Daymond Langkow	7	1	1	2	0	6	0	0	0	Steve Staios	8	1	1	2	8	-4	1	0	0
Robyn Regehr	8	1	1	2	20	2	1	0	0	Dick Tarnstrom	3	0	2	2	2	0	0	0	0
Eric Nystrom	3	0	2	2	5	0	0	0	0	Geoff Sanderson	5	0	2	2	2	0	0	0	0
Wayne Primeau	4	0	1	1	2	-2	0	0	0	Kyle Brodziak	8	0	2	2	6	-4	0	0	0
Curtis Joseph	1	0	0	0	0	0	0	0	0	Tom Gilbert	8	0	2	2	0	1	0	0	0
Jim Vandermeer	2	0	0	0	7	0	0	0	0	Fernando Pisani	5	1	0	1	2	-1	0	0	0
Mark Smith	3	0	0	0	0	-1	0	0	0	Ethan Moreau	3	0	1	1	14	0	0	0	0
Dustin Boyd	4	0	0	0	0	-1	0	0	0	Matt Greene	5	0	1	1	9	0	0	0	0
Rhett Warrenner	4	0	0	0	5	0	0	0	0	Marty Reasoner	8	0	1	1	2	-4	0	0	0
David Hale	5	0	0	0	6	-3	0	0	0	Jean-Francois Jacques	1	0	0	0	0	-1	0	0	0
David Moss	6	0	0	0	2	-3	0	0	0	Sheldon Souray	1	0	0	0	0	-1	0	0	0
Marcus Nilson	6	0	0	0	0	-2	0	0	0	Marc-Antoine Pouliot	2	0	0	0	0	2	0	0	0
Mikikka Kiprusoff	7	0	0	0	0	0	0	0	0	Allan Rourke	2	0	0	0	5	0	0	0	0
Eric Godard	8	0	0	0	32	-2	0	0	0	Dwayne Roloson	3	0	0	0	0	0	0	0	0
Cory Sarich	8	0	0	0	14	-1	0	0	0	Raffi Torres	3	0	0	0	9	-1	0	0	0
Stephane Yelle	8	0	0	0	0	-1	0	0	0	Mathieu Garon	5	0	0	0	2	0	0	0	0
Bench					2					Joni Pitkanen	6	0	0	0	4	-2	0	0	0
TOTALS	8	18	35	53	151	10	5	0	1	Ladislav Smid	7	0	0	0	5	-1	0	0	0
										Zachery Stortini	8	0	0	0	36	-1	0	0	0
										Bench					6				
TOTALS	8	18	32	50	152	-11	7	0	0										

Goaltenders	GP	MP	GA	EN	SO	SVS	AVG	SAVE %	Goaltenders	GP	MP	GA	EN	SO	SVS	AVG	SAVE %
Mikikka Kiprusoff (4-3-0-0)	7	418	13	0	0	153	1.87	92.2	Mathieu Garon (3-2-0-0)	5	298	9	1	1	138	1.81	93.9
Curtis Joseph (0-1-0-0)	1	60	5	0	0	23	5.00	82.1	Dwayne Roloson (1-2-0-0)	3	179	8	0	0	75	2.68	90.4
TOTALS	8	480	18	0	0	176	2.25	90.7	TOTALS	8	480	17	1	1	213	2.25	92.2

POWERPLAY	HOME			ROAD			OVERALL			
	ADV	PPG	PCT	ADV	PPG	PCT	ADV	PPG	PP %	PK %
CALGARY	21	4	19.0	17	1	5.9	38	5	13.2	78.8
Edmonton	17	3	17.6	16	4	25.0	33	7	21.2	86.8

ALL-TIME: 51-32-9-0-1 at Calgary; 35-46-11-1-0 at Edmonton

LAST WIN: in CALGARY Feb. 9, 2008 in Edmonton Feb. 4, 2008



FLAMES vs FLORIDA



DATE	TEAMS	ATTND.	WINNING GOAL	GOALTENDERS
Dec. 11, 2007	CALGARY 2 AT Florida 1 SHO	12499	Huselius	Kiprusoff - Vokoun

07-08	GP	W	L	OTL	SHO	PTS	GF	GA	PPG	SHG	PEN	PIM
CALGARY	1	1	0	0	0	2	1	1	0	0	3	9
Florida	1	0	0	0	1	1	1	1	0	0	2	7

GOALS AND SHOTS BY PERIODS

	1st	2nd	3rd	OT	TOTALS	PCT
CALGARY	0 - 9	0 - 7	1 - 17	0 - 2	1 - 35	2.9
Florida	0 - 7	1 - 13	0 - 9	0 - 4	1 - 33	3.0

CALGARY	GP	G	A	PTS	PIM	+/-	PPG	SHG	ENG	FLORIDA	GP	G	A	PTS	PIM	+/-	PPG	SHG	EN
Jarome Iginla	1	1	0	1	0	0	0	0	0	Olli Jokinen	1	1	0	1	0	1	0	0	0
Robyn Regehr	1	0	1	1	0	1	0	0	0	Bryan Allen	1	0	0	0	0	0	0	0	0
Alex Tanguay	1	0	1	1	2	1	0	0	0	David Booth	1	0	0	0	0	0	0	0	0
Adrian Aucoin	1	0	0	0	0	0	0	0	0	Jay Bouwmeester	1	0	0	0	0	0	0	0	0
Dustin Boyd	1	0	0	0	0	0	0	0	0	Gregory Campbell	1	0	0	0	0	0	0	0	0
Craig Conroy	1	0	0	0	0	0	0	0	0	Jassen Cullimore	1	0	0	0	0	0	0	0	0
Anders Eriksson	1	0	0	0	0	0	0	0	0	Radek Dvorak	1	0	0	0	0	-1	0	0	0
Eric Godard	1	0	0	0	2	0	0	0	0	Tanner Glass	1	0	0	0	5	0	0	0	0
David Hale	1	0	0	0	0	0	0	0	0	Nathan Horton	1	0	0	0	0	1	0	0	0
Kristian Huselius	1	0	0	0	0	-1	0	0	0	Kamil Kreps	1	0	0	0	0	0	0	0	0
Miikka Kiprusoff	1	0	0	0	0	0	0	0	0	Branislav Mezei	1	0	0	0	0	0	0	0	0
Daymond Langkow	1	0	0	0	0	0	0	0	0	Steve Montador	1	0	0	0	0	0	0	0	0
Matthew Lombardi	1	0	0	0	0	0	0	0	0	Rostislav Olesz	1	0	0	0	0	-1	0	0	0
Owen Nolan	1	0	0	0	0	0	0	0	0	Ville Peltonen	1	0	0	0	0	1	0	0	0
Eric Nystrom	1	0	0	0	0	0	0	0	0	Ruslan Salei	1	0	0	0	2	0	0	0	0
Dion Phaneuf	1	0	0	0	0	0	0	0	0	Jozef Stumpel	1	0	0	0	0	-1	0	0	0
Cory Sarich	1	0	0	0	0	0	0	0	0	Stephen Weiss	1	0	0	0	0	0	0	0	0
Mark Smith	1	0	0	0	5	0	0	0	0	Tomas Vokoun	1	0	0	0	0	0	0	0	0
Stephane Yelle	1	0	0	0	0	0	0	0	0	Richard Zednik	1	0	0	0	0	0	0	0	0
TOTALS	1	1	2	3	9	1	0	0	0	TOTALS	1	1	0	1	7	0	0	0	0

Goaltenders	GP	MP	GA	EN	SO	SVS	AVG	SAVE %	Goaltenders	GP	MP	GA	EN	SO	SVS	AVG	SAVE %
Miikka Kiprusoff (1-0-0-0)	1	65	1	0	0	32	0.93	97.0	Tomas Vokoun (0-0-0-1)	1	65	1	0	0	34	0.92	97.1
TOTALS	1	65	1	0	0	32	0.92	97.0	TOTALS	1	65	1	0	0	34	0.92	97.1

POWERPLAY	HOME			ROAD			OVERALL			
	ADV	PPG	PCT	ADV	PPG	PCT	ADV	PPG	PP %	PK %
CALGARY	0	0	0.0	1	0	0.0	1	0	0.0	100.0
Florida	0	0	0.0	2	0	0.0	2	0	0.0	100.0

ALL-TIME: 5-3-1-0-0 at Calgary; 5-3-2-0-0 at Florida

LAST WIN: in Calgary Jan. 4, 2007 OT in Florida Dec. 11, 2007 SHO



FLAMES vs LOS ANGELES



DATE	TEAMS				ATTND.	WINNING GOAL	GOALTENDERS
Oct. 18, 2007	Los Angeles	3	AT CALGARY	4	19289	Daymond Langkow	Aubin/LaBarbera - Kiprusoff
Jan. 5, 2008	CALGARY	6	AT Los Angeles	4	18118	Daymond Langkow	Kiprusoff - LaBarbera
Jan. 18, 2008	Los Angeles	1	AT CALGARY	6	19289	Daymond Langkow	Aubin/LaBarbera - Kiprusoff
Feb. 15, 2008	CALGARY	3	AT Los Angeles	6	18118	Patrick O'Sullivan	Kiprusoff - LaBarbera

07-08	GP	W	L	OTL	SHOL	PTS	GF	GA	PPG	SHG	PEN	PIM
CALGARY	4	3	1	0	0	6	19	14	7	1	33	73
Los Angeles	4	1	3	0	0	2	14	19	4	1	23	49

GOALS AND SHOTS BY PERIODS

	1st	2nd	3rd	OT	TOTALS	PCT
CALGARY	7 - 49	7 - 49	5 - 35	0 - 0	19 - 133	14.3
Los Angeles	5 - 36	5 - 54	4 - 41	0 - 0	14 - 131	10.7

CALGARY	GP	G	A	PTS	PIM	+/-	PPG	SHG	ENG	LOS ANGELES	GP	G	A	PTS	PIM	+/-	PPG	SHG	EN
Daymond Langkow	4	8	2	10	7	3	3	0	0	Alexander Frolov	4	1	6	7	2	1	0	0	0
Kristian Huselius	4	3	4	7	2	2	2	0	0	Anze Kopitar	4	3	2	5	2	-2	3	0	0
Jarome Iginla	4	1	6	7	2	2	1	0	0	Derek Armstrong	4	2	2	4	4	1	0	0	0
Robyn Regehr	4	1	3	4	4	1	0	0	0	Lubomir Visnovsky	4	0	3	3	0	0	0	0	0
Dion Phaneuf	4	0	3	3	8	0	0	0	0	Dustin Brown	4	1	1	2	9	-2	0	0	0
Craig Conroy	4	2	0	2	8	1	0	0	0	Patrick O'Sullivan	4	1	1	2	2	-2	0	1	0
Dustin Boyd	3	1	1	2	0	-3	0	0	0	Brad Stuart	4	1	1	2	6	-2	0	0	0
Owen Nolan	3	1	1	2	0	1	1	0	0	Rob Blake	3	0	2	2	0	-1	0	0	0
Matthew Lombardi	4	1	1	2	8	0	0	0	0	Michal Handzus	4	0	2	2	0	1	0	0	0
Stephane Yelle	4	1	1	2	4	0	0	1	0	Brian Boyle	1	1	0	1	0	2	0	0	0
Adrian Aucoin	3	0	2	2	0	0	0	0	0	Michael Cammalleri	1	1	0	1	0	1	1	0	0
Anders Eriksson	3	0	2	2	6	1	0	0	0	Kevin Dallman	1	1	0	1	0	1	0	0	0
David Moss	3	0	2	2	2	2	0	0	0	Ladislav Nagy	2	1	0	1	0	-2	0	0	0
Mark Smith	3	0	2	2	0	-2	0	0	0	Edward Purcell	2	1	0	1	0	0	0	0	0
Alex Tanguay	4	0	2	2	2	1	0	0	0	Brian Willsie	3	0	1	1	4	0	0	0	0
Wayne Primeau	2	0	1	1	0	1	0	0	0	Kyle Calder	4	0	1	1	0	0	0	0	0
Marcus Nilson	1	0	0	0	0	0	0	0	0	Raitis Ivanans	4	0	1	1	2	0	0	0	0
Eric Nystrom	1	0	0	0	0	-1	0	0	0	Jack Johnson	4	0	1	1	6	-2	0	0	0
Rhett Warren	2	0	0	0	0	0	0	0	0	Tom Preissing	4	0	1	1	0	-1	0	0	0
Eric Godard	4	0	0	0	0	-2	0	0	0	John Zeiler	1	0	0	0	0	-1	0	0	0
David Hale	4	0	0	0	6	2	0	0	0	Jean Sebastien Aubin	2	0	0	0	0	0	0	0	0
Miikka Kiprusoff	4	0	0	0	0	0	0	0	0	Jeff Giuliano	3	0	0	0	0	-2	0	0	0
Cory Sarich	4	0	0	0	12	0	0	0	0	Scott Thornton	3	0	0	0	4	-2	0	0	0
Bench					2					Jason LaBarbera	4	0	0	0	0	0	0	0	0
TOTALS	4	19	33	52	73	9	7	1	0	Jaroslav Modry	4	0	0	0	6	0	0	0	0
										Bench					2				
										TOTALS	4	14	25	39	49	-12	4	1	0

Goaltenders	GP	MP	GA	EN	SO	SVS	AVG	SAVE %
Miikka Kiprusoff (3-1-0-0)	4	240	14	0	0	117	3.50	89.3
TOTALS	4	240	14	0	0	117	3.50	89.3

Goaltenders	GP	MP	GA	EN	SO	SVS	AVG	SAVE %
Jason LaBarbera (1-2-0-0)	4	177	13	1	0	96	4.40	88.1
Jean Sebastien Aubin (0-1-0-0)	2	60	5	0	0	18	5.02	78.3
TOTALS	4	240	18	1	0	114	4.75	85.7

POWERPLAY	HOME			ROAD			OVERALL		
	ADV	PPG	PCT	ADV	PPG	PCT	ADV	PPG	PP % PK %
CALGARY	10	3	30.0	8	4	50.0	18	7	38.9 86.2
Los Angeles	17	2	11.8	12	2	16.7	29	4	13.8 61.1

ALL-TIME: 60-28-12-0-0 at Calgary; 39-47-10-0-1 at Los Angeles

LAST WIN: in CALGARY Jan. 18, 2008 in Los Angeles Jan. 5, 2008

PENALTY SHOT: Los Angeles Jeff Giuliano, unsuccessful vs Miikka Kiprusoff, Feb. 15, 2008 at 11:15 of the 3rd period



FLAMES vs MINNESOTA



DATE	TEAMS	ATTND.	WINNING GOAL	GOALTENDERS
Oct. 24, 2007	Minnesota 3 AT CALGARY 5	19289	Alex Tanguay	Backstrom - Kiprusoff
Nov. 3, 2007	CALGARY 1 AT Minnesota 4	18568	Marian Gaborik	Kiprusoff - Backstrom
Nov. 13 2007	Minnesota 2 AT CALGARY 3	19289	Kristian Huselius	Backstrom - Kiprusoff
Jan. 16, 2008	CALGARY 3 AT Minnesota 2	SHO 18568	Kristian Huselius	Kiprusoff - Backstrom
Jan. 22, 2008	Minnesota 1 AT CALGARY 2	19289	Craig Conroy	Harding - Kiprusoff
Feb. 24, 2008	CALGARY 2 AT Minnesota 1	18568	Craig Conroy	Kiprusoff - Backstrom
Mar. 22, 2008	Minnesota 4 AT CALGARY 5	19289	Matthew Lombardi	Harding - Kiprusoff
Apr. 3, 2008	CALGARY 1 AT Minnesota 3	18568	Marian Gaborik	Kiprusoff - Backstrom

07-08	GP	W	L	OTL	SHOL	PTS	GF	GA	PPG	SHG	PEN	PIM
CALGARY	8	6	2	0	0	12	21	20	5	1	57	149
Minnesota	8	2	5	0	1	5	20	21	9	0	48	131

GOALS AND SHOTS BY PERIODS

	1st	2nd	3rd	OT	TOTALS	PCT
CALGARY	3 - 69	9 - 77	9 - 69	0 - 3	21 - 218	9.6
Minnesota	6 - 60	4 - 76	10 - 78	0 - 3	20 - 217	9.2

CALGARY	GP	G	A	PTS	PIM	+/-	PPG	SHG	ENG	MINNESOTA	GP	G	A	PTS	PIM	+/-	PPG	SHG	EN
Jarome Iginla	8	6	5	11	2	2	0	0	0	Marian Gaborik	7	4	9	13	6	2	2	0	0
Alex Tanguay	8	2	5	7	8	2	0	0	0	Kim Johnsson	8	2	4	6	8	0	0	0	0
Dion Phaneuf	8	3	3	6	18	5	2	1	0	Mikko Koivu	8	2	3	5	4	-1	1	0	0
Daymond Langkow	8	2	3	5	2	1	2	0	0	Pavol Demitra	6	0	5	5	2	2	0	0	0
Craig Conroy	7	2	2	4	10	2	0	0	0	Pierre-Marc Bouchard	8	0	4	4	4	0	0	0	0
Kristian Huselius	8	2	2	4	4	0	1	0	0	Brian Rolston	8	3	0	3	10	1	1	0	0
Adrian Aucoin	8	0	4	4	4	-1	0	0	0	Mark Parrish	4	2	1	3	0	0	2	0	0
Stephane Yelle	7	1	2	3	4	2	0	0	0	Brent Burns	8	1	2	3	9	0	1	0	0
Matthew Lombardi	8	1	2	3	4	2	0	0	0	Benoit Pouliot	2	2	0	2	0	2	0	0	0
Anders Eriksson	5	0	3	3	2	2	0	0	0	Kurtis Foster	6	1	1	2	5	-2	1	0	0
Owen Nolan	8	0	3	3	9	2	0	0	0	Branko Radivojevic	8	1	1	2	2	-2	0	0	1
David Moss	6	1	1	2	2	2	0	0	0	James Sheppard	8	0	2	2	4	-1	0	0	0
Robyn Regehr	8	1	0	1	0	2	0	0	0	Wes Walz	1	1	0	1	0	-2	0	0	0
Jim Vandermeer	3	0	1	1	9	0	0	0	0	Todd Fedoruk	5	1	0	1	9	0	1	0	0
Marcus Nilson	6	0	1	1	0	-1	0	0	0	Petteri Nummelin	1	0	1	1	0	0	0	0	0
Miikka Kiprusoff	8	0	1	1	0	0	0	0	0	Sean Hill	2	0	1	1	0	0	0	0	0
Eric Nystrom	2	0	0	0	5	0	0	0	0	Keith Carney	8	0	1	1	2	0	0	0	0
Dustin Boyd	3	0	0	0	4	0	0	0	0	Nick Schultz	8	0	1	1	0	-4	0	0	0
Rhett Warren	3	0	0	0	4	-1	0	0	0	Dominic Moore	1	0	0	0	0	0	0	0	0
Wayne Primeau	4	0	0	0	4	-1	0	0	0	Josh Harding	2	0	0	0	0	0	0	0	0
David Hale	5	0	0	0	4	0	0	0	0	Chris Simon	2	0	0	0	7	0	0	0	0
Mark Smith	5	0	0	0	7	0	0	0	0	Aaron Voros	3	0	0	0	9	-2	0	0	0
Eric Godard	8	0	0	0	26	-1	0	0	0	Matt Foy	4	0	0	0	7	-5	0	0	0
Cory Sarich	8	0	0	0	15	4	0	0	0	Niklas Backstrom	6	0	0	0	6	0	0	0	0
Bench					2					Derek Boogaard	6	0	0	0	10	-2	0	0	0
TOTALS	8	21	38	59	149	23	5	1	0	Eric Belanger	7	0	0	0	4	-3	0	0	0
										Stephane Veilleux	7	0	0	0	23	-4	0	0	0
										Martin Skoula	8	0	0	0	6	-4	0	0	0
										TOTALS	8	20	36	56	131	-25	9	0	1

Goaltenders	GP	MP	GA	EN	SO	SVS	AVG	SAVE %
Miikka Kiprusoff (6-2-0-0)	8	483	19	1	0	197	2.36	91.2
TOTALS	8	485	19	1	0	197	2.47	90.8

Goaltenders	GP	MP	GA	EN	SO	SVS	AVG	SAVE %
Niklas Backstrom (2-3-0-1)	6	363	14	0	0	136	2.31	90.7
Josh Harding (0-2-0-0)	2	118	7	0	0	61	3.55	89.7
TOTALS	8	485	21	0	0	197	2.60	90.4

POWERPLAY	HOME			ROAD			OVERALL			
	ADV	PPG	PCT	ADV	PPG	PCT	ADV	PPG	PP %	PK %
CALGARY	20	2	10.0	14	3	21.4	34	5	14.7	79.1
Minnesota	21	3	14.3	22	6	27.3	43	9	20.9	85.3

ALL-TIME: 16-2-4-0-0 at Calgary; 11-8-2-0-2 at Minnesota

LAST WIN: in CALGARY Mar. 22, 2008 in Minnesota Feb. 24, 2008



FLAMES vs NASHVILLE



DATE	TEAMS	ATTND.	WINNING GOAL	GOALTENDERS
Oct. 13, 2007	CALGARY 7 AT Nashville 4	13152	Eric Godard	Kiprusoff - Mason/Ellis
Oct. 30, 2007	Nashville 1 AT CALGARY 5	19289	Matthew Lombardi	Mason - Kiprusoff
Jan. 15, 2008	CALGARY 0 AT Nashville 3	11764	Martin Erat	Kiprusoff/McElhinney - Mason
Mar. 7, 2008	Nashville 2 AT CALGARY 1 OT	19289	J.P Dumont @ 2:13	Ellis - Kiprusoff

07-08	GP	W	L	OTL	SHOL	PTS	GF	GA	PPG	SHG	PEN	PIM
CALGARY	4	2	1	1	0	5	13	10	3	1	24	51
Nashville	4	2	2	0	0	4	10	13	3	0	21	45

GOALS AND SHOTS BY PERIODS

	1st	2nd	3rd	OT	TOTALS	PCT
CALGARY	2 - 32	6 - 38	5 - 44	0 - 1	13 - 115	11.3
Nashville	1 - 44	5 - 47	3 - 47	1 - 1	10 - 139	7.2

CALGARY	GP	G	A	PTS	PIM	+/ -	PPG	SHG	ENG	NASHVILLE	GP	G	A	PTS	PIM	+/ -	PPG	SHG	ENG
Jarome Iginla	4	3	2	5	0	2	1	0	0	Jean-Pierre Dumont	4	3	2	5	4	2	0	0	0
Daymond Langkow	4	1	4	5	2	0	1	0	0	Alexander Radulov	4	2	1	3	4	-2	2	0	0
Kristian Huselius	4	3	1	4	2	-2	1	0	0	Jason Arnett	4	1	2	3	4	1	0	0	0
Matthew Lombardi	4	2	1	3	4	0	0	1	0	Vernon Fiddler	4	0	3	3	2	2	0	0	0
Alex Tanguay	4	0	3	3	0	4	0	0	0	Radek Bonk	4	1	1	2	4	1	0	0	0
Craig Conroy	4	2	0	2	2	3	0	0	0	Martin Erat	4	1	1	2	0	-5	0	0	0
Rhett Warrenner	2	0	2	2	2	2	0	0	0	Martin Gelinas	2	0	2	2	2	1	0	0	0
Adrian Aucoin	4	0	2	2	7	0	0	0	0	Ryan Suter	4	0	2	2	6	-1	0	0	0
Eric Nystrom	2	1	0	1	0	1	0	0	0	Marek Zidlicky	4	0	2	2	2	0	0	0	0
Eric Godard	4	1	0	1	0	1	0	0	0	Ville Koistinen	2	1	0	1	2	0	1	0	0
Anders Eriksson	3	0	1	1	2	0	0	0	0	Scott Nichol	3	1	0	1	2	2	0	0	0
David Moss	3	0	1	1	0	-1	0	0	0	Shea Weber	2	0	1	1	0	0	0	0	0
Mark Smith	3	0	1	1	2	1	0	0	0	Jordin Tootoo	3	0	1	1	0	-3	0	0	0
Dion Phaneuf	4	0	1	1	12	1	0	0	0	Dan Hamhuis	4	0	1	1	0	0	0	0	0
Stephane Yelle	4	0	1	1	0	0	0	0	0	Jan Hlavac	1	0	0	0	0	-1	0	0	0
Curtis McElhinney	1	0	0	0	0	0	0	0	0	Kevin Klein	1	0	0	0	2	-1	0	0	0
Marcus Nilson	1	0	0	0	0	1	0	0	0	Dan Ellis	2	0	0	0	0	0	0	0	0
Wayne Primeau	1	0	0	0	0	0	0	0	0	Darcy Hordichuk	2	0	0	0	0	-1	0	0	0
Jim Vandermeer	1	0	0	0	0	0	0	0	0	Jed Ortmeyer	2	0	0	0	5	0	0	0	0
Dustin Boyd	2	0	0	0	0	-1	0	0	0	Rich Peverley	2	0	0	0	0	0	0	0	0
David Hale	2	0	0	0	0	-1	0	0	0	Chris Mason	3	0	0	0	0	0	0	0	0
Miikka Kiprusoff	4	0	0	0	0	0	0	0	0	Greg De Vries	4	0	0	0	0	-3	0	0	0
Owen Nolan	4	0	0	0	8	1	0	0	0	David Legwand	4	0	0	0	2	-4	0	0	0
Robyn Regehr	4	0	0	0	2	1	0	0	0	Jerred Smithson	4	0	0	0	4	-1	0	0	0
Cory Sarich	4	0	0	0	6	2	0	0	0	Greg Zanon	4	0	0	0	0	-1	0	0	0
TOTALS	4	13	20	33	51	15	3	1	0	TOTALS	4	10	19	29	45	-14	3	0	0

Goaltenders	GP	MP	GA	EN	SO	SVS	AVG	SAVE %
Curtis McElhinney (0-0-0-0)	1	19	0	0	0	12	0.00	100.0
Miikka Kiprusoff (2-1-1-0)	4	222	10	0	0	117	2.70	92.1
TOTALS	4	242	10	0	0	129	2.48	92.8

Goaltenders	GP	MP	GA	EN	SO	SVS	AVG	SAVE %
Dan Ellis (1-0-0-0)	2	75	2	0	0	35	1.61	94.6
Chris Mason (1-2-0-0)	3	167	11	0	1	67	3.95	85.9
TOTALS	4	242	13	0	1	102	3.22	88.7

POWERPLAY	HOME			ROAD			OVERALL			
	ADV	PPG	PCT	ADV	PPG	PCT	ADV	PPG	PP %	PK %
CALGARY	13	2	15.4	5	1	20.0	18	3	16.7	85.0
Nashville	10	1	10.0	10	2	20.0	20	3	15.0	83.3

ALL-TIME: 8-5-4-1-0 at Calgary; 5-13-1-0-0 at Nashville

LAST WIN: in CALGARY Oct. 30, 2007 in Nashville Oct. 13, 2007



FLAMES vs NEW JERSEY



DATE	TEAMS	ATTND.	WINNING GOAL	GOALTENDERS
Dec. 23, 2007	New Jersey 1 AT CALGARY 0 OT	16244	Patrick Elias @ 0:25	Brodeur - Kiprusoff

07-08	GP	W	L	OTL	SHOL	PTS	GF	GA	PPG	SHG	PEN	PIM
CALGARY	1	0	0	1	0	1	0	1	0	0	5	13
New Jersey	1	1	0	0	0	2	1	0	0	0	7	17

GOALS AND SHOTS BY PERIODS

	1st	2nd	3rd	OT	TOTALS	PCT
CALGARY	0 - 7	0 - 14	0 - 9	0 - 0	0 - 30	0.0
New Jersey	0 - 11	0 - 4	0 - 6	1 - 1	1 - 22	4.5

CALGARY	GP	G	A	PTS	PIM	+/-	PPG	SHG	ENG	NEW JERSEY	GP	G	A	PTS	PIM	+/-	PPG	SHG	EN
Adrian Aucoin	1	0	0	0	0	0	0	0	0	Patrik Elias	1	1	0	1	4	1	0	0	0
Dustin Boyd	1	0	0	0	0	0	0	0	0	Brian Gionta	1	0	1	1	0	1	0	0	0
Craig Conroy	1	0	0	0	2	-1	0	0	0	Arron Asham	1	0	0	0	2	0	0	0	0
Anders Eriksson	1	0	0	0	0	0	0	0	0	Martin Brodeur	1	0	0	0	0	0	0	0	0
David Hale	1	0	0	0	0	0	0	0	0	Sheldon Brookbank	1	0	0	0	5	0	0	0	0
Kristian Huselius	1	0	0	0	0	0	0	0	0	Sergei Brylin	1	0	0	0	0	0	0	0	0
Jarome Iginla	1	0	0	0	0	0	0	0	0	David Clarkson	1	0	0	0	0	0	0	0	0
Mikikka Kiprusoff	1	0	0	0	0	0	0	0	0	Andy Greene	1	0	0	0	4	1	0	0	0
Daymond Langkow	1	0	0	0	0	0	0	0	0	Jamie Langenbrunner	1	0	0	0	0	0	0	0	0
Matthew Lombardi	1	0	0	0	0	0	0	0	0	John Madden	1	0	0	0	0	0	0	0	0
Marcus Nilson	1	0	0	0	2	0	0	0	0	Paul Martin	1	0	0	0	0	0	0	0	0
Eric Nystrom	1	0	0	0	5	0	0	0	0	Mike Mottau	1	0	0	0	0	0	0	0	0
Dion Phaneuf	1	0	0	0	0	0	0	0	0	David Johnny Oduya	1	0	0	0	0	0	0	0	0
Wayne Primeau	1	0	0	0	2	0	0	0	0	Rod Pelley	1	0	0	0	0	0	0	0	0
Robyn Regehr	1	0	0	0	0	-1	0	0	0	Michael Rupp	1	0	0	0	0	0	0	0	0
Cory Sarich	1	0	0	0	0	-1	0	0	0	Vitaly Vishnevski	1	0	0	0	0	0	0	0	0
Mark Smith	1	0	0	0	0	0	0	0	0	Colin White	1	0	0	0	0	1	0	0	0
Alex Tanguay	1	0	0	0	0	-1	0	0	0	Travis Zajac	1	0	0	0	0	0	0	0	0
Stephane Yelle	1	0	0	0	2	0	0	0	0	Dainius Zubrus	1	0	0	0	2	0	0	0	0
TOTALS	1	0	0	0	13	-4	0	0	0	TOTALS	1	1	1	2	17	4	0	0	0

Goaltenders	GP	MP	GA	EN	SO	SVS	AVG	SAVE %	Goaltenders	GP	MP	GA	EN	SO	SVS	AVG	SAVE %
Mikikka Kiprusoff (0-0-1-0)	1	60	1	0	0	21	0.99	95.5	Martin Brodeur (1-0-0-0)	1	60	0	0	1	30	0.00	100.0
TOTALS	1	60	1	0	0	21	0.99	95.5	TOTALS	1	60	0	0	1	30	0.00	100.0

POWERPLAY	HOME			ROAD			OVERALL			
	ADV	PPG	PCT	ADV	PPG	PCT	ADV	PPG	PP %	PK %
CALGARY	6	0	0.0	0	0	0.0	6	0	0.0	100.0
New Jersev	4	0	0.0	0	0	0.0	4	0	0.0	100.0

ALL-TIME: 28-6-8-1-0 at Calgary; 28-15-3-0-0 at New Jersey

LAST WIN: in CALGARY Mar. 5, 2003 in New Jersey Dec. 7, 2005



FLAMES vs NY ISLANDERS



DATE	TEAMS	ATTND.	WINNING GOAL	GOALTENDERS
Jan. 11, 2008	NY Islanders 5AT CALGARY 4 SHO	19289	Richard Park	Dipietro - Kiprusoff

07-08	GP	W	L	OTL	SHOL	PTS	GF	GA	PPG	SHG	PEN	PIM
CALGARY	1	0	0	0	1	1	4	4	0	0	4	8
NY Islanders	1	1	0	0	0	2	4	4	0	0	4	10

GOALS AND SHOTS BY PERIODS

	1st	2nd	3rd	OT	TOTALS	PCT
CALGARY	1 - 17	3 - 15	0 - 10	0 - 0	4 - 42	9.5
NY Islanders	3 - 10	1 - 6	0 - 6	0 - 3	4 - 25	16.0

CALGARY	GP	G	A	PTS	PIM	+/-	PPG	SHG	ENG	NY ISLANDERS	GP	G	A	PTS	PIM	+/-	PPG	SHG	EN
Owen Nolan	1	2	0	2	0	2	0	0	0	Ruslan Fedotenko1	1	2	3	2	2	0	0	0	0
Daymond Langkow1	0	2	2	0	2	0	0	0	0	Trent Hunter	1	1	2	3	0	3	0	0	0
Alex Tanguay	1	0	2	2	0	2	0	0	0	Mike Sillinger	1	2	0	2	4	2	0	0	0
Dustin Boyd	1	1	0	1	0	-2	0	0	0	Marc-Andre Bergeron1	0	1	1	0	0	0	0	0	0
Craig Conroy	1	1	0	1	0	0	0	0	0	Bruno Gervais	1	0	1	1	2	1	0	0	0
Anders Eriksson	1	0	1	1	2	1	0	0	0	Freddy Meyer	1	0	1	1	0	0	0	0	0
Matthew Lombardi1	0	1	1	2	-2	0	0	0	0	Bryan Berard	1	0	0	0	2	-1	0	0	0
Dion Phaneuf	1	0	1	1	0	2	0	0	0	Sean Bergenheim1	0	0	0	0	0	-1	0	0	0
Wayne Primeau	1	0	1	1	2	-2	0	0	0	Chris Campoli	1	0	0	0	0	0	0	0	0
Eric Godard	1	0	0	0	0	0	0	0	0	Blake Comeau	1	0	0	0	0	-1	0	0	0
David Hale	1	0	0	0	0	-1	0	0	0	Mike Comrie	1	0	0	0	0	-1	0	0	0
Kristian Huselius	1	0	0	0	0	0	0	0	0	Rick Dipietro	1	0	0	0	0	0	0	0	0
Jarome Iginla	1	0	0	0	0	0	0	0	0	Bill Guerin	1	0	0	0	0	-1	0	0	0
Miikka Kiprusoff	1	0	0	0	0	0	0	0	0	Andy Hilbert	1	0	0	0	0	0	0	0	0
Robyn Regehr	1	0	0	0	0	0	0	0	0	Tim Jackman	1	0	0	0	0	-1	0	0	0
Cory Sarich	1	0	0	0	2	0	0	0	0	Richard Park	1	0	0	0	0	0	0	0	0
Mark Smith	1	0	0	0	0	0	0	0	0	Andy Sutton	1	0	0	0	0	-1	0	0	0
Rhett Warrenner	1	0	0	0	0	-2	0	0	0	Josef Vasicek	1	0	0	0	0	-2	0	0	0
Stephane Yelle	1	0	0	0	0	0	0	0	0	Brendan Witt	1	0	0	0	0	1	0	0	0
TOTALS	1	4	8	12	8	0	0	0	0	TOTALS	1	4	7	11	10	0	0	0	0

Goaltenders	GP	MP	GA	EN	SO	SVS	AVG	SAVE %
Miikka Kiprusoff (0-0-0-1)	1	65	4	0	0	21	3.70	84.0
TOTALS	1	65	4	0	0	21	3.69	84.0

Goaltenders	GP	MP	GA	EN	SO	SVS	AVG	SAVE %
Rick Dipietro (1-0-0-0)	1	65	4	0	0	38	3.69	90.5
TOTALS	1	65	4	0	0	38	3.69	90.5

POWERPLAY	HOME			ROAD			OVERALL			
	ADV	PPG	PCT	ADV	PPG	PCT	ADV	PPG	PP %	PK %
CALGARY	4	0	0.0	0	0	0.0	4	0	0.0	100.0
NY Islanders	4	0	0.0	0	0	0.0	4	0	0.0	100.0

ALL-TIME: 24-14-11-0-1 at Calgary; 17-26-9-0-0 at NY Islanders

LAST WIN: in CALGARY Nov. 23, 1999 in NY Islanders Jan. 6, 2004



FLAMES vs NY RANGERS



DATE	TEAMS	ATTND.	WINNING GOAL	GOALTENDERS
Jan 2, 2008	NY Rangers 3 AT CALGARY 4	19289	Kristian Huselius	Lundqvist - Kiprusoff

07-08	GP	W	L	OTL	SHOL	PTS	GF	GA	PPG	SHG	PEN	PIM
CALGARY	1	1	0	0	0	2	4	3	1	0	6	12
NY Rangers	1	0	1	0	0	0	3	4	0	0	7	22

GOALS AND SHOTS BY PERIODS

	1st	2nd	3rd	OT	TOTALS	PCT
CALGARY	1 - 6	1 - 8	2 - 8	0 - 0	4 - 22	18.2
NY Rangers	0 - 5	1 - 11	2 - 16	0 - 0	3 - 32	9.4

CALGARY	GP	G	A	PTS	PIM	+/-	PPG	SHG	ENG	NY RANGERS	GP	G	A	PTS	PIM	+/-	PPG	SHG	EN
Kristian Huselius	1	1	3	4	0	3	0	0	0	Scott Gomez	1	0	2	2	0	0	0	0	0
Jarome Iginla	1	2	0	2	0	1	1	0	0	Jaromir Jagr	1	0	2	2	2	0	0	0	0
Craig Conroy	1	0	2	2	0	2	0	0	0	Brandon Dubinsky	1	0	1	2	1	0	0	0	
Adrian Aucoin	1	1	0	1	0	2	0	0	0	Michal Rozsival	1	1	0	1	2	1	0	0	0
Dion Phaneuf	1	0	1	1	2	-2	0	0	0	Brendan Shanahan	1	0	1	0	0	0	0	0	0
Dustin Boyd	1	0	0	0	0	-1	0	0	0	Sean Avery	1	0	1	1	12	-1	0	0	0
Anders Eriksson	1	0	0	0	4	-2	0	0	0	Daniel Girardi	1	0	1	1	0	0	0	0	0
Eric Godard	1	0	0	0	0	0	0	0	0	Blair Betts	1	0	0	0	0	0	0	0	0
David Hale	1	0	0	0	0	0	0	0	0	Ryan Callahan	1	0	0	0	2	1	0	0	0
Miikka Kiprusoff	1	0	0	0	0	0	0	0	0	Chris Drury	1	0	0	0	0	0	0	0	0
Daymond Langkow	1	0	0	0	0	0	0	0	0	Ryan Hollweg	1	0	0	0	0	0	0	0	0
Matthew Lombardi	1	0	0	0	2	-2	0	0	0	Marcel Hossa	1	0	0	0	0	0	0	0	0
Owen Nolan	1	0	0	0	0	0	0	0	0	Henrik Lundqvist	1	0	0	0	0	0	0	0	0
Eric Nystrom	1	0	0	0	0	-1	0	0	0	Marek Malik	1	0	0	0	0	0	0	0	0
Robyn Regehr	1	0	0	0	2	0	0	0	0	Paul Mara	1	0	0	0	0	-1	0	0	0
Cory Sarich	1	0	0	0	2	1	0	0	0	Colton Orr	1	0	0	0	0	0	0	0	0
Mark Smith	1	0	0	0	0	0	0	0	0	Marc Staal	1	0	0	0	0	0	0	0	0
Alex Tanguay	1	0	0	0	0	0	0	0	0	Martin Straka	1	0	0	0	0	0	0	0	0
Stephane Yelle	1	0	0	0	0	0	0	0	0	Fedor Tyutin	1	0	0	0	0	-1	0	0	0
TOTALS	1	4	6	10	12	1	1	0	0	TOTALS	1	3	6	9	22	0	0	0	0

Goaltenders	GP	MP	GA	EN	SO	SVS	AVG	SAVE %
Miikka Kiprusoff (1-0-0-0)	1	60	3	0	0	29	3.00	90.6

TOTALS	1	60	3	0	0	29	3.00	90.6
---------------	----------	-----------	----------	----------	----------	-----------	-------------	-------------

Goaltenders	GP	MP	GA	EN	SO	SVS	AVG	SAVE %
Henrik Lundqvist (0-1-0-0)	1	59	4	0	0	18	4.08	81.8

TOTALS	1	60	4	0	0	18	4.00	81.8
---------------	----------	-----------	----------	----------	----------	-----------	-------------	-------------

POWERPLAY	HOME			ROAD			OVERALL			
	ADV	PPG	PCT	ADV	PPG	PCT	ADV	PPG	PP %	PK %
CALGARY	5	1	20.0	0	0	0.0	5	1	20.0	100.0
NY Rangers	5	0	0.0	0	0	0.0	5	0	0.0	80.0

ALL-TIME: 28-11-11-0-0 at Calgary; 23-23-7-0-0 at NY Rangers

LAST WIN: in CALGARY Jan. 2, 2008 in NY Rangers Jan. 5, 2004



FLAMES vs PHILADELPHIA



DATE	TEAMS	ATTND.	WINNING GOAL	GOALTENDERS
Oct. 4, 2007	Philadelphia 3 AT CALGARY 2	19289	Daniel Briere	Biron - Kiprusoff

07-08	GP	W	L	OTL	SHOL	PTS	GF	GA	PPG	SHG	PEN	PIM
CALGARY	1	0	1	0	0	0	2	3	2	0	8	19
Philadelphia	1	1	0	0	0	2	3	2	1	0	6	15

GOALS AND SHOTS BY PERIODS

	1st	2nd	3rd	OT	TOTALS	PCT
CALGARY	0 - 9	1 - 7	1 - 10	0 - 0	2 - 26	7.7
Philadelphia	2 - 12	0 - 7	1 - 7	0 - 0	3 - 26	11.5

CALGARY	GP	G	A	PTS	PIM	+/-	PPG	SHG	ENG	PHILADELPHIA	GP	G	A	PTS	PIM	+/-	PPG	SHG	EN
Daymond Langkow	1	2	0	2	0	0	2	0	0	Daniel Briere	1	2	0	2	0	2	0	0	0
Dion Phaneuf	1	0	2	2	0	0	0	0	0	Mike Knuble	1	1	1	2	2	1	1	0	0
Jarome Iginla	1	0	1	1	4	0	0	0	0	Simon Gagne	1	0	2	2	0	2	0	0	0
Alex Tanguay	1	0	1	1	0	0	0	0	0	Randy Jones	1	0	1	1	2	1	0	0	0
Adrian Aucoin	1	0	0	0	2	-2	0	0	0	Mike Richards	1	0	1	1	0	0	0	0	0
Craig Conroy	1	0	0	0	0	-1	0	0	0	Martin Biron	1	0	0	0	0	0	0	0	0
Anders Eriksson	1	0	0	0	0	-1	0	0	0	Jesse Boulerice	1	0	0	0	5	0	0	0	0
Eric Godard	1	0	0	0	5	-1	0	0	0	Jeff Carter	1	0	0	0	4	0	0	0	0
Kristian Huselius	1	0	0	0	0	0	0	0	0	Braydon Coburn	1	0	0	0	0	0	0	0	0
Miikka Kiprusoff	1	0	0	0	0	0	0	0	0	Jim Dowd	1	0	0	0	2	0	0	0	0
Matthew Lombardi	1	0	0	0	2	0	0	0	0	Ben Eager	1	0	0	0	0	0	0	0	0
Marcus Nilson	1	0	0	0	0	0	0	0	0	Scott Hartnell	1	0	0	0	0	0	0	0	0
Owen Nolan	1	0	0	0	2	0	0	0	0	Derian Hatcher	1	0	0	0	0	0	0	0	0
Wayne Primeau	1	0	0	0	2	-2	0	0	0	Sami Kapanen	1	0	0	0	0	0	0	0	0
Robyn Regehr	1	0	0	0	0	-1	0	0	0	Lasse Kukkonen	1	0	0	0	0	1	0	0	0
Cory Sarich	1	0	0	0	0	0	0	0	0	Joffrey Lupul	1	0	0	0	0	1	0	0	0
Mark Smith	1	0	0	0	0	-1	0	0	0	Jason Smith	1	0	0	0	0	1	0	0	0
Rhett Warren	1	0	0	0	0	0	0	0	0	Kimmo Timonen	1	0	0	0	0	1	0	0	0
Stephane Yelle	1	0	0	0	0	-1	0	0	0	Denis Tolpeko	1	0	0	0	0	0	0	0	0
Bench					2														
TOTALS	1	2	4	6	19	-10	2	0	0	TOTALS	1	3	5	8	15	10	1	0	0

Goaltenders	GP	MP	GA	EN	SO	SVS	AVG	SAVE %
Miikka Kiprusoff (0-1-0-0)	1	60	3	0	0	23	3.00	88.5
TOTALS	1	60	3	0	0	23	3.00	88.5

Goaltenders	GP	MP	GA	EN	SO	SVS	AVG	SAVE %
Martin Biron (1-0-0-0)	1	60	2	0	0	24	2.00	92.3
TOTALS	1	60	2	0	0	24	2.00	92.3

POWERPLAY	HOME			ROAD			OVERALL			
	ADV	PPG	PCT	ADV	PPG	PCT	ADV	PPG	PP %	PK %
CALGARY	5	2	40.0	0	0	0.0	5	2	40.0	85.7
Philadelphia	7	1	14.3	0	0	0.0	7	1	14.3	60.0

ALL-TIME: 25-19-9-0-0 at Calgary; 15-33-3-0-1 at Philadelphia

LAST WIN: in CALGARY Mar. 22, 2001 in Philadelphia Dec. 16, 2003



FLAMES vs PHOENIX



DATE	TEAMS			ATTND.	WINNING GOAL	GOALTENDERS
Jan. 8, 2008	Phoenix	3	AT CALGARY	1 19289	Joel Perrault	Bryzgalov - Kiprusoff
Feb. 5, 2008	Phoenix	3	AT CALGARY	4 SHO 19289	Jarome Iginla	Bryzgalov - Kiprusoff
Feb. 19, 2008	CALGARY	4	AT Phoenix	4 15208	Dion Phaneuf	Kiprusoff - Bryzgalov
Mar. 1, 2008	CALGARY	3	AT Phoenix	1 17529	Jarome Iginla	Joseph - Bryzgalov

07-08	GP	W	L	OTL	SHOL	PTS	GF	GA	PPG	SHG	PEN	PIM
CALGARY	4	3	1	0	0	6	11	8	4	0	21	51
Phoenix	4	1	2	0	1	3	8	11	2	0	25	61

GOALS AND SHOTS BY PERIODS

	1st	2nd	3rd	OT	TOTALS	PCT
CALGARY	2 - 38	2 - 42	7 - 47	0 - 5	11 - 132	8.3
Phoenix	1 - 27	7 - 41	0 - 24	0 - 4	8 - 96	8.3

CALGARY	GP	G	A	PTS	PIM	+/-	PPG	SHG	ENG	PHOENIX	GP	G	A	PTS	PIM	+/-	PPG	SHG	EN
Jarome Iginla	4	5	3	8	9	4	1	0	1	Shane Doan	4	1	4	5	7	0	0	0	0
Dion Phaneuf	4	4	0	4	9	4	2	0	0	Peter Mueller	4	3	0	3	4	4	0	0	0
Kristian Huselius	4	0	4	4	0	3	0	0	0	Joel Perrault	4	1	2	3	4	2	0	0	0
Alex Tanguay	3	1	2	3	0	1	1	0	0	Niko Kapanen	4	0	2	2	2	-2	0	0	0
Daymond Langkow	4	0	3	3	2	3	0	0	0	Keith Yandle	3	1	0	1	0	1	1	0	0
Adrian Aucoin	3	0	2	2	2	2	0	0	0	Derek Morris	4	1	0	1	4	-1	1	0	0
Craig Conroy	4	0	2	2	4	1	0	0	0	Daniel Winnik	4	1	0	1	4	-2	0	0	0
Robyn Regehr	4	0	2	2	6	0	0	0	0	Daniel Carcillo	1	0	1	1	11	0	0	0	0
Rhett Warren	3	1	0	1	2	-1	0	0	0	Martin Hanzal	2	0	1	1	2	0	0	0	0
Anders Eriksson	2	0	1	1	0	0	0	0	0	Fredrik Sjostrom	3	0	1	1	0	1	0	0	0
Matthew Lombardi	4	0	1	1	4	-2	0	0	0	Nick Boynton	4	0	1	1	4	2	0	0	0
Curtis Joseph	1	0	0	0	0	0	0	0	0	Zbynek Michalek	4	0	1	1	4	-2	0	0	0
David Moss	1	0	0	0	0	-1	0	0	0	Craig Weller	4	0	1	1	0	0	0	0	0
Jim Vandermeer	1	0	0	0	0	1	0	0	0	Marcel Hossa	1	0	0	0	0	-1	0	0	0
Marcus Nilson	2	0	0	0	0	0	0	0	0	Matt Jones	1	0	0	0	2	0	0	0	0
Eric Nystrom	2	0	0	0	0	-1	0	0	0	Matt Murley	1	0	0	0	0	0	0	0	0
Wayne Primeau	2	0	0	0	0	-1	0	0	0	William Thomas	1	0	0	0	0	-1	0	0	0
Dustin Boyd	3	0	0	0	0	-1	0	0	0	Radim Vrbata	3	0	0	0	0	0	0	0	0
Eric Godard	3	0	0	0	0	0	0	0	0	Ilya Bryzgalov	4	0	0	0	0	0	0	0	0
Miikka Kiprusoff	3	0	0	0	0	0	0	0	0	Keith Ballard	4	0	0	0	4	-1	0	0	0
Cory Sarich	3	0	0	0	2	-2	0	0	0	Ed Jovanovski	4	0	0	0	5	-1	0	0	0
David Hale	4	0	0	0	2	-2	0	0	0	Steven Reinprecht	4	0	0	0	0	-2	0	0	0
Owen Nolan	4	0	0	0	0	0	0	0	0	Mathias Tjarnqvist	4	0	0	0	4	-2	0	0	0
Mark Smith	4	0	0	0	7	0	0	0	0	Michael York	4	0	0	0	0	-1	0	0	0
Stephane Yelle	4	0	0	0	2	-2	0	0	0										
TOTALS	4	11	20	31	51	6	4	0	1	TOTALS	4	8	14	22	61	-6	2	0	0

Goaltenders	GP	MP	GA	EN	SO	SVS	AVG	SAVE %	Goaltenders	GP	MP	GA	EN	SO	SVS	AVG	SAVE %
Curtis Joseph (1-0-0-0)	1	60	1	0	0	16	1.00	94.1	Ilya Bryzgalov (1-2-0-1)	4	241	10	1	0	121	2.49	92.4
Miikka Kiprusoff (2-1-0-0)	3	184	7	0	0	72	2.28	91.1									
TOTALS	4	245	8	0	0	88	1.96	91.7	TOTALS	4	245	10	1	0	121	2.69	91.7

POWERPLAY	HOME			ROAD			OVERALL		
	ADV	PPG	PCT	ADV	PPG	PCT	ADV	PPG	PP % PK %
CALGARY	7	2	28.6	12	2	16.7	19	4	21.1 84.6
Phoenix	4	1	25.0	9	1	11.1	13	2	15.4 78.9

ALL-TIME: 43-24-10-0-0 at Calgary; 29-34-12-1-0 at Phoenix

LAST WIN: in CALGARY Feb. 5, 2008 in Phoenix Mar. 1, 2008



FLAMES vs PITTSBURGH



DATE	TEAMS	ATTND.	WINNING GOAL	GOALTENDERS
Dec.6, 2007	Pittsburgh 3 AT CALGARY 2 SHO	19289	Kris Letang	Fleury/Sabourin - Kiprusoff

07-08	GP	W	L	OTL	SHOL	PTS	GF	GA	PPG	SHG	PEN	PIM
CALGARY	1	0	0	0	1	1	2	2	1	0	6	15
Pittsburgh	1	1	0	0	0	2	2	2	1	1	4	11

GOALS AND SHOTS BY PERIODS

	1st	2nd	3rd	OT	TOTALS	PCT
CALGARY	1 - 8	1 - 12	0 - 6	0 - 2	2 - 28	7.1
Pittsburgh	0 - 14	1 - 9	1 - 8	0 - 4	2 - 35	5.7

CALGARY	GP	G	A	PTS	PIM	+/-	PPG	SHG	ENG	PHILADELPHIA	GP	G	A	PTS	PIM	+/-	PPG	SHG	EN
Jarome Iginla	1	2	0	2	0	0	1	0	0	Evgeni Malkin	1	1	0	1	0	0	1	0	0
Kristian Huselius	1	0	1	1	0	-1	0	0	0	Ryan Malone	1	1	0	1	0	0	0	1	0
Daymond Langkow	1	0	1	1	0	0	0	0	0	Sergei Gonchar	1	0	1	1	0	-1	0	0	0
Dion Phaneuf	1	0	1	1	0	1	0	0	0	Petr Sykora	1	0	1	1	0	0	0	0	0
Alex Tanguay	1	0	1	1	0	0	0	0	0	Colby Armstrong	1	0	0	0	0	-1	0	0	0
Adrian Aucoin	1	0	0	0	0	-1	0	0	0	Sidney Crosby	1	0	0	0	0	0	0	0	0
Dustin Boyd	1	0	0	0	0	0	0	0	0	Mark Eaton	1	0	0	0	0	-1	0	0	0
Craig Conroy	1	0	0	0	0	1	0	0	0	Marc-Andre Fleury	1	0	0	0	0	0	0	0	0
Anders Eriksson	1	0	0	0	2	0	0	0	0	Adam Hall	1	0	0	0	0	0	0	0	0
Eric Godard	1	0	0	0	5	0	0	0	0	Tyler Kennedy	1	0	0	0	0	0	0	0	0
David Hale	1	0	0	0	0	0	0	0	0	Georges Laraque	1	0	0	0	5	0	0	0	0
Mikika Kiprusoff	1	0	0	0	0	0	0	0	0	Kristopher Letang	1	0	0	0	0	0	0	0	0
Matthew Lombardi	1	0	0	0	2	0	0	0	0	Brooks Orpik	1	0	0	0	0	0	0	0	0
Marcus Nilson	1	0	0	0	0	0	0	0	0	Gary Roberts	1	0	0	0	2	0	0	0	0
Owen Nolan	1	0	0	0	2	0	0	0	0	Dany Sabourin	1	0	0	0	0	0	0	0	0
Eric Nystrom	1	0	0	0	0	0	0	0	0	Rob Scuderi	1	0	0	0	0	1	0	0	0
Robyn Regehr	1	0	0	0	2	0	0	0	0	Jordan Staal	1	0	0	0	2	0	0	0	0
Cory Sarich	1	0	0	0	2	0	0	0	0	Darryl Sydor	1	0	0	0	0	0	0	0	0
Mark Smith	1	0	0	0	0	0	0	0	0	Maxime Talbot	1	0	0	0	0	0	0	0	0
TOTALS	1	2	4	6	15	0	1	0	0	TOTALS	1	2	2	4	11	-1	1	1	0

Goaltenders	GP	MP	GA	EN	SO	SVS	AVG	SAVE %
Mikika Kiprusoff (0-0-0-1)	1	65	2	0	0	33	1.85	94.3
TOTALS	1	65	2	0	0	33	1.85	94.3

Goaltenders	GP	MP	GA	EN	SO	SVS	AVG	SAVE %
Marc-Andre Fleury (0-0-0-0)	1	5	0	0	0	2	0.00	100.0
Dany Sabourin (1-0-0-0)	1	60	2	0	0	24	2.00	92.3
TOTALS	1	65	2	0	0	26	1.85	92.9

POWERPLAY	HOME			ROAD			OVERALL			
	ADV	PPG	PCT	ADV	PPG	PCT	ADV	PPG	PP %	PK %
CALGARY	3	1	33.3	0	0	0.0	3	1	33.3	80.0
Pittsburgh	5	1	20.0	0	0	0.0	5	1	20.0	66.7

ALL-TIME: 27-11-8-0-1 at Calgary; 11-24-10-0-0 at Pittsburgh

LAST WIN: in CALGARY Dec. 7, 2003 in Pittsburgh Dec. 3, 2005



FLAMES vs SAN JOSE



DATE	TEAMS			ATTND.	WINNING GOAL	GOALTENDERS
Oct. 22, 2007	San Jose	4	AT CALGARY	1 19289	Milan Michalek	Nabokov - Kiprusoff/McElhinney
Jan. 3, 2008	CALGARY	3	AT San Jose	2 OT 17496	Jarome Iginla @ 3:26	Kiprusoff - Nabokov
Jan. 30, 2008	San Jose	4	AT CALGARY	5 19289	Owen Nolan	Nabokov - Kiprusoff
Feb. 12, 2008	CALGARY	4	AT San Jose	3 OT 17269	Jarome Iginla @ 4:35	Kiprusoff - Nabokov

07-08	GP	W	L	OTL	SHOL	PTS	GF	GA	PPG	SHG	PEN	PIM
CALGARY	4	3	1	0	0	6	13	13	2	1	25	67
San Jose	4	1	1	2	0	4	13	13	5	1	17	43

GOALS AND SHOTS BY PERIODS

	1st	2nd	3rd	OT	TOTALS	PCT
CALGARY	3 - 26	4 - 28	4 - 28	2 - 4	13 - 86	15.1
San Jose	4 - 51	4 - 45	5 - 29	0 - 5	13 - 130	10.0

CALGARY	GP	G	A	PTS	PIM	+	PPG	SHG	ENG	SAN JOSE	GP	G	A	PTS	PIM	+	PPG	SHG	EN
Dion Phaneuf	4	2	3	5	6	1	2	0	0	Milan Michalek	4	3	1	4	0	0	1	1	0
Jarome Iginla	4	3	1	4	0	2	0	0	0	Jonathan Cheechoo	1	2	3	4	-2	1	0	0	0
Owen Nolan	4	3	1	4	5	2	0	1	0	Craig Rivet	4	1	2	3	0	2	0	0	0
Daymond Langkow	2	2	4	0	1	0	0	0	0	Jeremy Roenick	4	0	3	3	0	-1	0	0	0
Alex Tanguay	4	1	2	3	2	2	0	0	0	Patrick Rissmiller	4	2	0	2	4	1	0	0	0
Kristian Huselius	4	0	3	3	2	-1	0	0	0	Steve Bernier	4	1	1	2	4	1	1	0	0
Craig Conroy	4	0	2	2	2	0	0	0	0	Torrey Mitchell	4	1	1	2	2	-1	1	0	0
Wayne Primeau	2	1	0	1	0	0	0	0	0	Sandis Ozolinsh	2	0	2	2	2	-3	0	0	0
Mark Smith	3	1	0	1	0	1	0	0	0	Christian Ehrhoff	4	0	2	2	2	0	0	0	0
Dustin Boyd	2	0	1	1	0	0	0	0	0	Mike Grier	4	0	2	2	5	-2	0	0	0
Anders Eriksson	2	0	1	1	2	1	0	0	0	Ryane Clowe	1	1	0	1	2	-1	1	0	0
Adrian Aucoin	4	0	1	1	2	2	0	0	0	Marcel Goc	2	1	0	1	0	-2	0	0	0
Matthew Lombardi	4	0	1	1	6	1	0	0	0	Tomas Plihal	2	1	0	1	0	1	0	0	0
Curtis McElhinney	1	0	0	0	0	0	0	0	0	Patrick Marleau	3	1	0	1	2	-1	0	0	0
Marcus Nilson	1	0	0	0	0	0	0	0	0	Jody Shelley	1	0	1	1	0	1	0	0	0
David Moss	2	0	0	0	2	-1	0	0	0	Matthew Carle	4	0	1	1	0	-2	0	0	0
Eric Nystrom	2	0	0	0	0	0	0	0	0	Evgeni Nabokov	4	0	1	1	0	0	0	0	0
Rhett Warren	2	0	0	0	2	1	0	0	0	Joe Thornton	4	0	1	1	2	-4	0	0	0
Eric Godard	4	0	0	0	22	0	0	0	0	Marc-Edouard Vlasic	4	0	1	1	0	-3	0	0	0
David Hale	4	0	0	0	4	3	0	0	0	Curtis Brown	1	0	0	0	0	1	0	0	0
Miikka Kiprusoff	4	0	0	0	0	0	0	0	0	Rob Davison	1	0	0	0	0	-1	0	0	0
Robyn Regehr	4	0	0	0	2	0	0	0	0	Alexei Semenov	1	0	0	0	7	1	0	0	0
Cory Sarich	4	0	0	0	6	-1	0	0	0	Devin Setoguchi	1	0	0	0	0	0	0	0	0
Stephane Yelle	4	0	0	0	2	-2	0	0	0	Kyle McLaren	2	0	0	0	0	-2	0	0	0
TOTALS	4	13	18	31	67	12	2	1	0	Douglas Murray	3	0	0	0	5	1	0	0	0
										Joe Pavelski	4	0	0	0	2	2	0	0	0
										TOTALS	4	13	21	34	43	-14	5	1	0

Goaltenders	GP	MP	GA	EN	SO	SVS	AVG	SAVE %
Curtis McElhinney (0-0-0-0)	1	24	1	0	0	1	2.54	50.0
Miikka Kiprusoff (3-1-0-0)	4	224	12	0	0	116	3.22	90.6
TOTALS	4	249	13	0	0	117	3.13	90.0

Goaltenders	GP	MP	GA	EN	SO	SVS	AVG	SAVE %
Evgeni Nabokov (1-1-2-0)	4	247	13	0	0	73	3.16	84.9
TOTALS	4	249	13	0	0	73	3.13	84.9

POWERPLAY	HOME			ROAD			OVERALL			
	ADV	PPG	PCT	ADV	PPG	PCT	ADV	PPG	PP %	PK %
CALGARY	7	1	14.3	5	1	20.0	12	2	16.7	75.0
San Jose	8	3	37.5	12	2	16.7	20	5	25.0	83.3

ALL-TIME: 22-12-4-0-0 at Calgary; 20-15-4-0-1 at San Jose

LAST WIN: in CALGARY Jan. 30, 2008 in San Jose Feb. 12, 2008



FLAMES vs ST. LOUIS



DATE	TEAMS			ATTND.	WINNING GOAL	GOALTENDERS
Nov. 25, 2007	CALGARY	0	AT St. Louis	3 15138	Jamal Mayers	McElhinney - Legace
Dec. 4, 2007	St. Louis	1	AT CALGARY	3 19289	Dustin Boyd	Toivonen - Kiprusoff
Dec. 16, 2007	CALGARY	5	AT St. Louis	3 16733	Jarome Iginla	Kiprusoff - Legace
Mar. 10, 2008	St. Louis	3	AT CALGARY	7 19289	Matthew Lombardi	Toivonen - Kiprusoff

07-08	GP	W	L	OTL	SHOL	PTS	GF	GA	PPG	SHG	PEN	PIM
CALGARY	4	3	1	0	0	6	15	10	3	2	20	55
St. Louis	4	1	3	0	0	2	10	15	2	1	21	57

GOALS AND SHOTS BY PERIODS

	1st	2nd	3rd	OT	TOTALS	PCT
CALGARY	4 - 31	5 - 47	6 - 34	0 - 0	15 - 112	13.4
St. Louis	4 - 41	4 - 24	2 - 24	0 - 0	10 - 89	11.2

CALGARY	GP	G	A	PTS	PIM	+/-	PPG	SHG	ENG	ANAHEIM	GP	G	A	PTS	PIM	+/-	PPG	SHG	EN
Kristian Huselius	4	3	5	8	2	2	0	0	0	Brad Boyes	4	4	0	4	2	-1	1	0	0
Jarome Iginla	4	3	4	7	2	2	3	0	0	Jamal Mayers	4	2	1	3	0	2	0	1	1
Daymond Langkow	4	3	2	5	0	4	0	0	1	Andy McDonald	2	1	2	3	0	-5	0	0	0
Alex Tanguay	4	2	3	5	0	1	0	1	1	Lee Stempniak	4	1	2	3	4	1	0	0	0
Dion Phaneuf	4	0	3	3	11	3	0	0	0	Paul Kariya	4	0	3	3	0	-2	0	0	0
Marcus Nilson	2	2	0	2	0	3	0	0	0	Bryce Salvador	3	0	2	2	5	2	0	0	0
Dustin Boyd	3	1	1	2	0	2	0	0	0	Barret Jackman	4	0	2	2	0	-1	0	0	0
Craig Conroy	4	0	2	2	2	-1	0	0	0	David Backes	3	1	0	1	2	-4	1	0	0
Matthew Lombardi	4	1	0	1	2	-1	0	1	0	Jay McClement	4	1	0	1	0	1	0	0	0
Jim Vandermeer	1	0	1	1	2	2	0	0	0	Carn Janssen	1	0	1	1	2	0	0	0	0
Owen Nolan	3	0	1	1	0	-1	0	0	0	Martin Rucinsky	2	0	1	1	2	-3	0	0	0
Adrian Aucoin	4	0	1	1	2	1	0	0	0	Doug Weight	2	0	1	1	2	-1	0	0	0
Eric Godard	4	0	1	1	5	1	0	0	0	Christian Backman	3	0	1	1	2	1	0	0	0
Robyn Regehr	4	0	1	1	0	2	0	0	0	Eric Brewer	4	0	1	1	0	-2	0	0	0
Cory Sarich	4	0	1	1	0	1	0	0	0	Ryan Johnson	4	0	1	1	2	0	0	0	0
Curtis McElhinney	1	0	0	0	0	0	0	0	0	Steve Wagner	1	0	0	0	0	0	0	0	0
David Moss	1	0	0	0	0	0	0	0	0	Matt Walker	1	0	0	0	0	0	0	0	0
Wayne Primeau	2	0	0	0	0	0	0	0	0	Jeff Woywitka	1	0	0	0	0	0	0	0	0
Anders Eriksson	3	0	0	0	0	-1	0	0	0	Mike Johnson	2	0	0	0	0	-1	0	0	0
Miikka Kiprusoff	3	0	0	0	2	0	0	0	0	Hannu Toivonen	2	0	0	0	0	0	0	0	0
Eric Nystrom	3	0	0	0	7	0	0	0	0	Dan Hinote	3	0	0	0	10	0	0	0	0
Mark Smith	3	0	0	0	10	-1	0	0	0	Erik Johnson	3	0	0	0	0	-3	0	0	0
Stephane Yelle	3	0	0	0	4	-3	0	0	0	Dwayne King	3	0	0	0	7	-2	0	0	0
David Hale	4	0	0	0	2	0	0	0	0	Manny Legace	3	0	0	0	0	0	0	0	0
Bench					2					David Perron	3	0	0	0	0	1	0	0	0
TOTALS	4	15	26	41	55	16	3	2	2	Keith Tkachuk	3	0	0	0	11	-2	0	0	0
										Jay McKee	4	0	0	0	0	-3	0	0	0
										Bench					6				
										TOTALS	4	10	18	28	57	-22	2	1	1

Goaltenders	GP	MP	GA	EN	SO	SVS	AVG	SAVE %	Goaltenders	GP	MP	GA	EN	SO	SVS	AVG	SAVE %
Curtis McElhinney (0-1-0-0)	1	59	2	1	0	15	2.04	88.2	Manny Legace (1-1-0-0)	3	139	7	1	1	48	3.01	87.3
Miikka Kiprusoff (3-0-0-0)	3	180	7	0	0	64	2.33	90.1	Hannu Toivonen (0-2-0-0)	2	98	6	1	0	49	3.66	89.1
TOTALS	4	240	9	1	0	79	2.50	88.8	TOTALS	4	240	13	2	1	97	3.75	86.6

POWERPLAY	HOME			ROAD			OVERALL			
	ADV	PPG	PCT	ADV	PPG	PCT	ADV	PPG	PP %	PK %
CALGARY	7	1	14.3	7	2	28.6	14	3	21.4	84.6
St. Louis	8	1	12.5	5	1	20.0	13	2	15.4	78.6

ALL-TIME: 35-26-7-0-0 at Calgary; 28-32-9-0-1 at St. Louis

LAST WIN: in CALGARY Mar. 10, 2008 in St. Louis Dec. 16, 2007



FLAMES vs TAMPA BAY



DATE	TEAMS	ATTND.	WINNING GOAL	GOALTENDERS
Dec. 13, 2007	CALGARY 9 AT Tampa Bay 6	19026	Jarome Iginla	Kiprusoff - Holmqvist/Denis

07-08	GP	W	L	OTL	SHOL	PTS	GF	GA	PPG	SHG	PEN	PIM
CALGARY	1	1	0	0	0	2	9	6	2	0	6	12
Tampa Bay	1	0	1	0	0	0	6	9	2	1	6	20

GOALS AND SHOTS BY PERIODS

	1st	2nd	3rd	OT	TOTALS	PCT
CALGARY	4 - 10	1 - 13	4 - 9	0 - 0	9 - 32	28.1
Tampa Bay	3 - 11	2 - 13	1 - 7	0 - 0	6 - 31	19.4

CALGARY	GP	G	A	PTS	PIM	+/-	PPG	SHG	ENG	ATLANTA	GP	G	A	PTS	PIM	+/-	PPG	SHG	EN
Kristian Huselius	1	3	2	5	0	5	0	0	0	Martin St. Louis	1	2	1	3	0	-3	1	1	0
Dion Phaneuf	1	0	5	5	2	3	0	0	0	Vincent Lecavalier	1	2	3	0	-3	0	0	0	0
Jarome Iginla	1	3	1	4	0	4	1	0	0	Vaclav Prospal	1	1	2	3	0	-3	0	0	0
Adrian Aucoin	1	1	1	2	0	-2	1	0	0	Shane O'Brien	1	0	3	3	12	4	0	0	0
Daymond Langkow	1	1	2	0	5	0	0	0	0	Brad Richards	1	1	1	2	0	-2	1	0	0
Owen Nolan	1	1	0	1	2	1	0	0	1	Andre Roy	1	1	0	1	0	1	0	0	0
Miikka Kiprusoff	1	0	1	1	2	0	0	0	0	Michel Ouellet	1	0	1	1	0	2	0	0	0
Dustin Boyd	1	0	0	0	0	0	0	0	0	Mathieu Darche	1	0	0	0	2	-3	0	0	0
Craig Conroy	1	0	0	0	2	0	0	0	0	Marc Denis	1	0	0	0	0	0	0	0	0
Anders Eriksson	1	0	0	0	0	1	0	0	0	Chris Gratton	1	0	0	0	4	1	0	0	0
Eric Godard	1	0	0	0	0	-1	0	0	0	Jan Hlavac	1	0	0	0	0	-2	0	0	0
David Hale	1	0	0	0	0	0	0	0	0	Johan Holmqvist	1	0	0	0	0	0	0	0	0
Matthew Lombardi	1	0	0	0	0	-1	0	0	0	Doug Janik	1	0	0	0	0	-1	0	0	0
Eric Nystrom	1	0	0	0	0	-1	0	0	0	Andreas Karlsson	1	0	0	0	2	0	0	0	0
Robyn Regehr	1	0	0	0	2	3	0	0	0	Filip Kuba	1	0	0	0	0	-5	0	0	0
Cory Sarich	1	0	0	0	0	1	0	0	0	Brad Lukowich	1	0	0	0	0	-1	0	0	0
Mark Smith	1	0	0	0	0	-2	0	0	0	Mike Lundin	1	0	0	0	0	3	0	0	0
Alex Tanguay	1	0	0	0	2	0	0	0	0	Paul Ranger	1	0	0	0	0	-5	0	0	0
Stephane Yelle	1	0	0	0	0	-1	0	0	0	Nick Tarnasky	1	0	0	0	0	0	0	0	0
TOTALS	1	9	11	20	12	15	2	0	1	Jason Ward	1	0	0	0	0	0	0	0	0
TOTALS	1	6	10	16	20	-17	2	1	0	TOTALS	1	6	10	16	20	-17	2	1	0

POWERPLAY	HOME			ROAD			OVERALL			
	ADV	PPG	PCT	ADV	PPG	PCT	ADV	PPG	PP %	PK %
CALGARY	0	0	0.0	4	2	50.0	4	2	50.0	60.0
Tampa Bay	0	0	0.0	5	2	40.0	5	2	40.0	50.0

ALL-TIME: 6-4-0-1-0 at Calgary; 5-5-1-0-0 at Tampa Bay

LAST WIN: in CALGARY Jan. 22, 2003 in TAMPA BAY Dec. 13, 2007



DATE	TEAMS	ATTND.	WINNING GOAL	GOALTENDERS
Oct. 6, 2007	Vancouver 4 AT CALGARY 3 OT	19289	Daniel Sedin @ 4:55	Luongo - Kiprusoff
Nov. 8, 2007	Vancouver 3 AT CALGARY 2	19289	Alex Burrows	Luongo - Kiprusoff
Nov. 18 2007	CALGARY 1 AT Vancouver 4	18630	Willie Mitchell	Kiprusoff - Luongo
Dec. 27, 2007	CALGARY 3 AT Vancouver 5	18630	Henrik Sedin	Kiprusoff/McElhinney - Luongo
Dec. 31, 2007	Vancouver 1 AT CALGARY 2	19289	Kristian Huselius	Luongo - Kiprusoff
Mar. 25, 2008	Vancouver 2 AT CALGARY 3	19289	Dion Phaneuf	Luongo - Kiprusoff
Mar. 30, 2008	CALGARY 2 AT Vancouver 6	18630	Trevor Linden	Joseph/Kiprusoff - Luongo
Apr.5, 2008	CALGARY 7 AT Vancouver 1	18630	Kristian Huselius	Joseph - Luongo/Sanford

07-08	GP	W	L	OTL	SHOL	PTS	GF	GA	PPG	SHG	PEN	PIM
CALGARY	8	3	4	1	0	7	23	26	7	0	55	140
Vancouver	8	5	3	0	0	10	26	23	10	0	51	124

GOALS AND SHOTS BY PERIODS

	1st	2nd	3rd	OT	TOTALS	PCT
CALGARY	9 - 67	5 - 78	9 - 99	0 - 2	23 - 246	9.3
Vancouver	10 - 90	12 - 66	3 - 55	1 - 5	26 - 216	12.0

CALGARY	GP	G	A	PTS	PIM	+/-	PPG	SHG	ENG	VANCOUVER	GP	G	A	PTS	PIM	+/-	PPG	SHG	EN
Jarome Iginla	8	3	6	9	16	1	1	0	0	Daniel Sedin	8	4	6	10	0	0	1	0	0
Daymond Langkow	8	3	5	8	0	2	2	0	0	Henrik Sedin	8	2	8	10	6	1	1	0	0
Alex Tanguay	8	1	5	6	6	1	0	0	0	Markus Naslund	8	4	4	8	6	0	3	0	0
Matthew Lombardi	8	2	3	5	6	-3	2	0	0	Taylor Pyatt	7	1	3	4	19	1	0	0	0
Eric Nystrom	6	2	2	4	0	-1	0	0	0	Trevor Linden	6	2	1	3	4	3	0	0	0
Kristian Huselius	7	2	2	4	2	-2	0	0	0	Byron Ritchie	8	2	1	3	4	2	0	0	0
Adrian Aucoin	7	1	3	4	0	1	0	0	0	Brendan Morrison	4	1	2	3	2	-1	1	0	0
Dion Phaneuf	8	1	3	4	23	1	1	0	0	Willie Mitchell	8	1	2	3	4	0	0	0	0
Wayne Primeau	5	0	4	4	4	5	0	0	0	Kevin Bieksa	4	0	3	3	0	-4	0	0	0
David Moss	4	2	1	3	0	1	0	0	0	Aaron Miller	5	0	3	3	2	4	0	0	0
Anders Eriksson	8	1	2	3	4	-4	1	0	0	Ryan Kesler	7	0	3	3	4	-1	0	0	0
Robyn Regehr	8	0	3	3	8	0	0	0	0	Sam Salo	5	2	0	2	4	3	2	0	0
Owen Nolan	8	2	0	2	6	3	0	0	0	Brad Isbister	7	2	0	2	2	-2	0	0	0
Craig Conroy	7	1	1	2	6	-1	0	0	0	Mason Raymond	2	1	1	2	0	2	0	0	0
Cory Sarich	8	1	1	2	26	0	0	0	0	Mattias Ohlund	3	1	1	2	7	-1	1	0	0
Dustin Boyd	5	1	0	1	2	-3	0	0	0	Ryan Shannon	4	1	1	2	0	-2	1	0	0
David Hale	4	0	1	1	5	-1	0	0	0	Alexander Edler	7	0	2	2	4	0	0	0	0
Curtis McElhinney	1	0	0	0	0	0	0	0	0	Matt Pettinger	3	1	0	1	0	-1	0	0	0
Curtis Joseph	2	0	0	0	0	0	0	0	0	Alex Burrows	8	1	0	1	20	1	0	0	0
Rhett Warrenner	2	0	0	0	0	-1	0	0	0	Rick Rypien	1	0	1	1	0	-1	0	0	0
Jim Vandermeer	3	0	0	0	9	4	0	0	0	Jason Jaffray	2	0	1	1	2	1	0	0	0
Mark Smith	4	0	0	0	5	0	0	0	0	Lukas Krajcek	4	0	1	1	4	0	0	0	0
Eric Godard	6	0	0	0	8	-2	0	0	0	Mike Weaver	7	0	1	1	2	0	0	0	0
Marcus Nilson	6	0	0	0	0	0	0	0	0	Roberto Luongo	8	0	1	1	0	0	0	0	0
Mikikka Kiprusoff	7	0	0	0	2	0	0	0	0	Jannik Hansen	1	0	0	0	2	0	0	0	0
Stephane Yelle	7	0	0	0	0	-1	0	0	0	Curtis Sanford	1	0	0	0	0	0	0	0	0
Bench					2					Mike Brown	2	0	0	0	9	-1	0	0	0
TOTALS	8	23	42	65	140	0	7	0	0	Nathan McIver	2	0	0	0	2	-2	0	0	0
										Luc Bourdon	4	0	0	0	2	0	0	0	0
										Matt Cooke	5	0	0	0	7	-3	0	0	0
										Jeff Cowan	5	0	0	0	2	1	0	0	0
										Bench					4				
TOTALS	8	26	46	72	124	0	10	0	0										

Goaltenders	GP	MP	GA	EN	SO	SVS	AVG	SAVE %	Goaltenders	GP	MP	GA	EN	SO	SVS	AVG	SAVE %
Curtis McElhinney (0-0-0-0)	1	13	0	0	0	0	0.00	0.0	Roberto Luongo (5-3-0-0)	8	442	19	0	0	208	2.58	91.6
Curtis Joseph (1-0-0-0)	2	93	3	0	0	45	1.93	93.8	Curtis Sanford (0-0-0-0)	1	40	4	0	0	15	6.00	78.9
Mikikka Kiprusoff (2-4-1-0)	7	378	23	0	0	145	3.65	86.3	TOTALS	8	485	23	0	0	223	2.85	90.7
TOTALS	8	485	26	0	0	190	3.22	88.0									

POWERPLAY	HOME			ROAD			OVERALL			
	ADV	PPG	PCT	ADV	PPG	PCT	ADV	PPG	PP %	PK %
CALGARY	21	4	19.0	17	3	17.6	38	7	18.4	76.7
Vancouver	22	6	27.3	21	4	19.0	43	10	23.3	81.6

ALL-TIME: 63-31-15-1-0 at Calgary; 50-39-19-3-0 at Vancouver

LAST WIN: in CALGARY Mar. 25, 2008 in Vancouver Apr. 5, 2008



FLAMES vs WASHINGTON *capitals*

DATE	TEAMS	ATTND.	W/T GOAL	GOALTENDERS
Mar. 12, 2008	CALGARY 2 AT Washington 3	17560	Alexander Ovechkin	Kiprusoff - Kolzig

07-08	GP	W	L	OTL	SHOL	PTS	GF	GA	PPG	SHG	PEN	PIM
CALGARY	1	0	1	0	0	0	2	3	2	0	8	19
Washington	1	1	0	0	0	2	3	2	2	0	5	13

GOALS AND SHOTS BY PERIODS

	1st	2nd	3rd	OT	TOTALS	PCT
CALGARY	1 - 17	1 - 7	0 - 2	0 - 0	2 - 26	7.7
Washington	1 - 8	1 - 18	1 - 8	0 - 0	3 - 34	8.8

CALGARY	GP	G	A	PTS	PIM	+/-	PPG	SHG	ENG	WASHINGTON	GP	G	A	PTS	PIM	+/-	PPG	SHG	EN
Jarome Iginla	1	1	1	2	0	-1	1	0	0	Alexander Ovechkin	1	2	0	2	0	1	2	0	0
Dion Phaneuf	1	0	2	2	2	-1	0	0	0	Mike Green	1	0	2	2	0	0	0	0	0
Kristian Huselius	1	1	0	1	4	-1	1	0	0	Viktor Kozlov	1	1	0	1	0	1	0	0	0
Adrian Aucoin	1	0	0	0	0	0	0	0	0	Nicklas Backstrom	1	0	1	1	0	1	0	0	0
Dustin Boyd	1	0	0	0	0	0	0	0	0	Eric Fehr	1	0	1	1	0	0	0	0	0
Craig Conroy	1	0	0	0	0	0	0	0	0	Jeff Schultz	1	0	1	1	0	1	0	0	0
Eric Godard	1	0	0	0	5	0	0	0	0	Alexander Semin	1	0	1	1	0	0	0	0	0
David Hale	1	0	0	0	0	0	0	0	0	Matt Bradley	1	0	0	0	2	0	0	0	0
Mikha Kiprusoff	1	0	0	2	0	0	0	0	0	Donald Brashear	1	0	0	0	0	0	0	0	0
Daymond Langkow	1	0	0	0	0	-1	0	0	0	Matt Cooke	1	0	0	0	0	0	0	0	0
Matthew Lombardi	1	0	0	0	2	0	0	0	0	John Erskine	1	0	0	0	7	0	0	0	0
Marcus Nilson	1	0	0	0	0	0	0	0	0	Sergei Fedorov	1	0	0	0	0	0	0	0	0
Owen Nolan	1	0	0	0	2	0	0	0	0	Tomas Fleischmann	1	0	0	0	0	0	0	0	0
Wayne Primeau	1	0	0	0	0	0	0	0	0	Boyd Gordon	1	0	0	0	0	0	0	0	0
Robyn Regehr	1	0	0	0	0	0	0	0	0	Milan Jurcina	1	0	0	0	2	0	0	0	0
Cory Sarich	1	0	0	0	2	0	0	0	0	Olaf Kolzig	1	0	0	0	0	0	0	0	0
Alex Tanguay	1	0	0	0	0	0	0	0	0	Brooks Laich	1	0	0	0	0	0	0	0	0
Jim Vandermeer	1	0	0	0	0	-1	0	0	0	Shaone Morrisson	1	0	0	0	2	0	0	0	0
Stephane Yelle	1	0	0	0	0	0	0	0	0	Tom Poti	1	0	0	0	0	1	0	0	0
TOTALS	1	2	3	5	19	-5	2	0	0	TOTALS	1	3	6	9	13	5	2	0	0


Goaltenders	GP	MP	GA	EN	SO	SVS	AVG	SAVE %
Mikha Kiprusoff (0-1-0-0)	1	59	3	0	0	31	3.05	91.2
TOTALS	1	60	3	0	0	31	3.00	91.2

Goaltenders	GP	MP	GA	EN	SO	SVS	AVG	SAVE %
Olaf Kolzig (1-0-0-0)	1	60	2	0	0	24	2.00	92.3
TOTALS	1	60	2	0	0	24	2.00	92.3

POWERPLAY	HOME			ROAD			OVERALL			
	ADV	PPG	PCT	ADV	PPG	PCT	ADV	PPG	PP %	PK %
CALGARY	0	0	0.0	4	2	50.0	4	2	50.0	71.4
Washington	0	0	0.0	7	2	28.6	7	2	28.6	50.0

ALL-TIME: 24-8-7-0-0 at Calgary; 14-22-6-0-0 at Washington

LAST WIN: in CALGARY Mar. 26, 1998 in Washington Mar. 13, 1999



ALL TIME TEAM RECORDS

WE ARE THE **C of RED**™

ALL TIME RECORDS

OVERALL

SEASON	GP	W	L	T	OTL	PTS	GF	GA	%
2007-08	82	42	30	-	10	94	229	227	.573
2006-07	82	43	29	-	10	96	258	226	.585
2005-06	82	46	25	-	11	103	218	200	.628
2003-04	82	42	30	7	3	94	200	176	.573
2002-03	82	29	36	13	4	75	186	228	.457
2001-02	82	32	35	12	3	79	201	220	.482
2000-01	82	27	36	15	4	73	197	236	.445
1999-00	82	31	36	10	5	77	211	256	.470
1998-99	82	30	40	12	-	72	211	234	.439
1997-98	82	26	41	15	-	67	217	252	.409
1996-97	82	32	41	9	-	73	214	239	.445
1995-96	82	34	37	11	-	79	241	240	.482
1994-95	48	24	17	7	-	55	163	135	.573
1993-94	84	42	29	13	-	97	302	256	.577
1992-93	84	43	30	11	-	97	322	282	.577
1991-92	80	31	37	12	-	74	296	305	.463
1990-91	80	46	26	8	-	100	344	263	.625
1989-90	80	42	23	15	-	99	348	265	.619
1988-89	80	*54	*17	9	-	*117	354	*226	*.731
1987-88	80	48	23	9	-	105	*397	305	.656
1986-87	80	46	31	3	-	95	318	289	.594
1985-86	80	40	31	9	-	89	354	315	.556
1984-85	80	41	27	12	-	94	363	302	.588
1983-84	80	34	32	14	-	82	311	314	.513
1982-83	80	32	34	14	-	78	321	317	.488
1981-82	80	29	34	17	-	75	334	345	.469
1980-81	80	39	27	14	-	92	329	298	.575
1979-80	80	35	32	13	-	83	282	269	.519
1978-79	80	41	31	8	-	90	327	280	.563
1977-78	80	34	27	*19	-	87	274	252	.544
1976-77	80	34	34	12	-	80	264	265	.500
1975-76	80	35	33	12	-	82	262	237	.513
1974-75	80	34	31	15	-	83	243	233	.519
1973-74	78	30	34	14	-	74	214	238	.474
1972-73	78	25	38	15	-	65	191	239	.417
TOTALS	2714	1227	1069	379	39	2872	9278	8764	.529

(*Team Full Season Record)

ALL TIME RECORDS

HOME

SEASON	GP	W	L	T	OTL	PTS	GF	GA	%
2007-08	41	21	11	0	9	51	112	101	.622
2006-07	41	30	9	0	2	62	144	92	.756
2005-06	41	30	7	-	4	64	108	*73	*.780
2003-04	41	21	14	5	*1	48	93	85	.585
2002-03	41	14	16	*10	*1	39	95	111	.476
2001-02	41	20	14	5	2	47	103	100	.573
2000-01	41	12	18	9	2	35	94	110	.427
1999-00	41	20	14	6	*1	47	119	124	.573
1998-99	41	15	20	6	-	36	103	110	.439
1997-98	41	18	17	6	-	42	118	118	.512
1996-97	41	21	18	2	-	44	121	121	.537
1995-96	41	18	18	5	-	41	114	103	.500
1994-95	24	15	7	2	-	32	90	68	.667
1993-94	42	25	12	5	-	55	156	116	.655
1992-93	42	23	14	5	-	51	175	139	.607
1991-92	40	19	14	7	-	45	174	140	.563
1990-91	40	29	8	3	-	61	194	115	.763
1989-90	40	28	7	5	-	61	207	131	.763
1988-89	40	*32	*4	4	-	*68	200	103	.850
1987-88	40	26	11	3	-	55	*217	144	.688
1986-87	40	25	13	2	-	52	162	128	.650
1985-86	40	23	11	6	-	52	195	154	.650
1984-85	40	23	11	6	-	52	199	134	.650
1983-84	40	22	11	7	-	51	186	146	.638
1982-83	40	21	12	7	-	49	176	137	.613
1981-82	40	20	11	9	-	49	192	141	.613
1980-81	40	25	5	*10	-	60	198	127	.750
1979-80	40	18	15	7	-	43	147	132	.538
1978-79	40	25	11	4	-	54	179	126	.675
1977-78	40	20	13	7	-	47	152	132	.588
1976-77	40	22	11	7	-	51	151	111	.638
1975-76	40	19	14	7	-	45	138	98	.563
1974-75	40	24	9	7	-	55	150	96	.688
1973-74	39	17	15	7	-	41	121	115	.526
1972-73	39	16	16	7	-	39	106	105	.500
TOTALS	1398	757	431	188	22	1724	5189	4085	.617

AWAY

SEASON	GP	W	L	T	OTL	PTS	GF	GA	%
2007-08	41	21	19	0	1	43	117	126	.524
2006-07	41	13	20	0	8	34	114	134	.415
2005-06	41	16	18	-	7	39	110	127	.476
2003-04	41	21	16	2	2	46	107	*91	.561
2002-03	41	15	20	3	3	36	91	117	.439
2001-02	41	12	21	7	1	32	98	120	.390
2000-01	41	15	18	6	2	38	102	126	.463
1999-00	41	11	22	4	4	30	92	132	.366
1998-99	41	15	20	6	-	36	108	124	.439
1997-98	41	8	24	9	-	25	99	134	.305
1996-97	41	11	23	7	-	29	93	118	.354
1995-96	41	16	19	6	-	38	127	137	.463
1994-95	24	9	10	5	-	23	73	67	.479
1993-94	42	17	17	8	-	42	146	140	.500
1992-93	42	20	16	6	-	46	147	143	.548
1991-92	40	12	23	5	-	29	122	165	.363
1990-91	40	17	18	5	-	39	150	148	.488
1989-90	40	14	16	10	-	38	141	134	.475
1988-89	40	*22	13	5	-	49	154	123	.613
1987-88	40	*22	*12	6	-	*50	*180	161	*.625
1986-87	40	21	18	1	-	43	156	161	.538
1985-86	40	17	20	3	-	37	159	161	.463
1984-85	40	18	16	6	-	42	164	168	.525
1983-84	40	12	21	7	-	31	125	168	.388
1982-83	40	11	22	7	-	29	145	180	.363
1981-82	40	9	23	8	-	26	142	204	.325
1980-81	40	14	22	4	-	32	131	171	.400
1979-80	40	17	17	6	-	40	135	137	.500
1978-79	40	16	20	4	-	36	148	154	.450
1977-78	40	14	14	*12	-	40	122	120	.500
1976-77	40	12	23	5	-	29	113	154	.363
1975-76	40	16	19	5	-	37	124	139	.463
1974-75	40	10	22	8	-	28	93	137	.350
1973-74	39	13	19	7	-	33	93	123	.423
1972-73	39	9	22	8	-	26	85	134	.333
TOTALS	1398	516	663	191	28	1251	4306	4878	.447

*Team Full Season Record

FLAMES OVERTIME RESULTS

REGULAR SEASON OVERTIME RECORD

	Overall 1983-2008				2007-08				
	GP	W	L	T/SO	GP	W	L	SOW	SOL
Anaheim Ducks	244	49	49	146	20	4	1	8	7
Atlanta Thrashers	149	36	32	81	23	6	2	9	6
Boston Bruins	429	88	89	252	21	3	5	6	7
Buffalo Sabres	392	70	70	252	21	5	3	4	9
Carolina Hurricanes	374	74	79	221	13	5	3	2	3
Calgary Flames	398	74	75	249	16	3	7	3	3
Chicago Blackhawks	383	60	73	250	17	4	4	5	4
Columbus Blue Jackets	117	27	25	65	17	2	4	3	8
Colorado Avalanche	363	66	65	232	18	4	4	7	3
Dallas Stars	391	67	61	263	15	3	4	5	3
Detroit Red Wings	378	84	57	237	14	2	2	5	5
Edmonton Oilers	416	84	85	247	25	4	2	15	4
Florida Panthers	280	38	70	172	18	4	3	5	6
Los Angeles Kings	390	67	75	248	14	2	4	5	3
Minnesota Wild	144	27	26	91	19	6	2	3	8
Montreal Canadiens	387	68	83	236	20	5	4	5	6
New Jersey Devils	398	81	69	248	22	7	3	8	4
New York Islanders	375	72	76	227	19	5	6	5	3
New York Rangers	389	74	78	237	25	4	4	8	9
Nashville Predators	161	38	35	88	17	5	4	3	5
Ottawa Senators	219	33	47	139	14	3	3	3	5
Philadelphia Flyers	392	73	73	246	17	3	5	3	6
Phoenix Coyotes	390	76	70	244	16	4	1	5	6
Pittsburgh Penguins	367	84	73	210	16	1	4	7	4
San Jose Sharks	241	43	53	145	19	3	4	6	6
St. Louis Blues	408	80	74	254	17	1	8	3	5
Tampa Bay Lightning	238	41	60	137	13	2	8	2	1
Toronto Maple Leafs	354	83	63	208	19	5	7	3	4
Vancouver Canucks	406	85	70	251	20	4	1	6	9
Washington Capitals	353	74	61	218	19	7	4	4	4
Totals	9926	1916	1916	6094	544	116	116	156	156

FLAMES VS. NHL IN OVERTIME/SHOOTOUT GAMES

(shootouts not included in OT stats)

OPPONENT	HOME				Shootout				ROAD				Shootout				OVERALL				Shootout			
	GP	W	L	T	GP	W	L	T	GP	W	L	T	GP	W	L	T	GP	W	L	T	GP	W	L	T
Anaheim Ducks.....	3	1	1	1	-	-	-	-	8	-	2	6	-	-	-	-	11	1	3	7	-	-	-	-
Atlanta Thrashers.....	-	-	-	-	-	-	-	-	1	-	-	1	-	-	-	-	1	-	-	1	-	-	-	-
Boston Bruins.....	4	-	1	3	-	-	-	-	4	1	-	3	-	-	-	-	8	1	1	6	-	-	-	-
Buffalo Sabres.....	5	-	1	4	-	-	-	-	3	-	1	2	1	-	1	-	8	-	2	6	1	-	1	-
Carolina Hurricanes.....	5	3	-	2	-	-	-	-	3	-	-	3	-	-	-	-	8	3	-	5	-	-	-	-
Calgary Flames.....	-	-	-	-	-	-	-	-	-	-	-	-	-	-	-	-	-	-	-	-	-	-	-	-
Chicago Blackhawks.13	3	2	8	1	-	1	-	1	9	1	2	6	-	-	-	-	22	4	4	14	1	-	1	-
Columbus Blue Jackets2	-	1	1	1	-	1	-	1	2	1	-	1	1	-	1	-	4	1	1	2	2	-	2	-
Colorado Avalanche..10	1	3	6	-	-	-	-	-	14	1	1	12	2	1	1	-	24	2	4	18	2	1	1	-
Dallas Stars.....	14	3	3	8	-	-	-	-	13	2	3	8	-	-	-	-	27	5	6	16	-	-	-	-
Detroit Red Wings.....	8	2	3	3	1	-	1	-	8	-	1	7	-	-	-	-	16	2	4	10	1	-	1	-
Edmonton Oilers.....	12	3	1	8	1	-	1	-	11	1	3	7	-	-	-	-	23	4	4	15	1	-	1	-
Florida Panthers.....	2	1	-	1	-	-	-	-	4	1	-	3	1	1	-	-	6	2	-	4	1	1	-	-
Los Angeles Kings.....	14	4	4	6	-	-	-	-	10	1	2	7	1	-	1	-	24	5	6	13	1	-	1	-
Minnesota Wild.....	5	-	1	4	-	-	-	-	7	1	1	5	4	2	2	-	12	1	2	9	5	3	2	-
Montreal Canadiens...	6	3	-	3	-	-	-	-	4	-	-	4	-	-	-	-	10	3	-	7	-	-	-	-
New Jersey Devils.....	8	1	1	6	-	-	-	-	2	1	-	1	-	-	-	-	10	2	1	7	-	-	-	-
New York Islanders....	4	-	1	3	1	-	1	-	2	1	-	1	-	-	-	-	6	1	1	4	1	-	1	-
New York Rangers.....	5	-	1	4	-	-	-	-	4	-	2	2	-	-	-	-	9	-	3	6	-	-	-	-
Nashville Predators...	8	3	2	3	-	-	-	-	1	-	-	1	-	-	-	-	9	3	2	4	-	-	-	-
Ottawa Senators.....	2	1	-	1	-	-	-	-	4	1	-	3	-	-	-	-	6	2	-	4	-	-	-	-
Philadelphia Flyers....	3	-	1	2	-	-	-	-	7	3	1	3	1	-	1	-	10	3	2	5	1	-	1	-
Phoenix Coyotes.....	16	3	3	10	1	1	-	-	14	1	4	9	-	-	-	-	30	4	7	19	1	1	-	-
Pittsburgh Penguins...	5	-	-	5	1	-	1	-	3	-	-	3	-	-	-	-	8	-	-	8	1	-	1	-
San Jose Sharks.....	8	2	2	4	-	-	-	-	8	3	-	5	1	-	1	-	16	5	2	9	1	-	1	-
St. Louis Blues.....	8	3	2	3	1	1	-	-	10	-	3	7	1	-	1	-	18	3	5	10	2	1	1	-
Tampa Bay Lightning....	4	2	2	-	-	-	-	-	2	-	1	1	-	-	-	-	6	2	3	1	-	-	-	-
Toronto Maple Leafs....	8	3	2	3	-	-	-	-	7	2	2	3	-	-	-	-	15	5	4	6	-	-	-	-
Vancouver Canucks....	17	6	1	10	-	-	-	-	21	2	5	14	1	1	-	-	38	8	6	24	1	1	-	-
Washington Capitals...7	1	-	-	6	-	-	-	-	6	1	2	3	-	-	-	-	13	2	2	9	-	-	-	-
Total	206	49	39	118	8	2	6	192	25	36	131	15	5	9	398	74	75	249	23	8	15	8	15	8

FLAMES OVERTIME RESULTS

FLAMES YEAR-BY-YEAR OVERTIME

SEASON	HOME		ROAD		OVERALL	
	GP	W-L-T-SOL	GP	W-L-T-SOL	GP	W-L-T-SOL
2007-08	10	1-7-0-2	6	5-0-0-1	16	6-7-0-3
2006-07	5	3-1-0-1	9	1-4-0-4	14	4-5-0-5
2005-06	6	2-1-0-3	9	2-3-0-4	15	4-4-0-7
2003-04	8	2-1-5	5	1-2-2	13	3-3-7
2002-03	16	5-1-10	7	1-3-3	23	6-4-13
2001-02	7	0-2-5	10	2-1-7	17	2-3-12
2000-01	13	2-2-9	9	1-2-6	22	3-4-15
1999-00	13	6-1-6	13	5-4-4	26	*11-5-10
1998-99	9	2-1-6	7	1-0-6	16	3-1-12
1997-98	11	4-1-6	11	0-2-9	22	4-3-15
1996-97	7	2-3-2	9	1-1-7	16	3-4-9
1995-96	9	2-2-5	7	0-1-6	16	2-3-11
1994-95	4	1-1-2	5	0-0-5	9	1-1-7
1993-94	8	2-1-5	10	1-1-8	18	3-2-13
1992-93	11	3-3-5	8	1-1-6	19	4-4-11
1991-92	11	1-3-7	8	1-2-5	19	2-5-12
1990-91	8	3-2-3	7	0-2-5	15	3-4-8
1989-90	10	3-2-5	11	0-1-10	21	3-3-15
1988-89	7	2-1-4	10	3-2-5	17	5-3-9
1987-88	6	1-2-3	8	1-1-6	14	2-3-9
1986-87	2	0-0-2	2	1-0-1	4	1-0-3
1985-86	8	1-1-6	4	0-1-3	12	1-2-9
1984-85	7	1-0-6	7	0-1-6	14	1-1-12
1983-84	9	2-0-7	9	2-0-7	18	4-0-14
TOTALS	205	51-39-109-6	192	30-36-117-9	383	81-75-226-15

(*11 OT wins **NHL Record**, ** Numbers in bold were T from previous years)

FLAMES PLAYOFF OVERTIME GAMES

DATE		OPPOSITION	SCORE		SCORER	TIME
April 22, 2007	Vs.	Detroit	1-2	L	Johan Franzen	24:23
April 21, 2006	Vs.	Anaheim	2-1	W	Darren McCarty	9:45
April 27, 2006	At	Anaheim	2-3	L	Sean O'Donnell	1:36
June 5, 2004	vs.	Tampa Bay	2-3	L	Martin St. Louis	20:33
June 3, 2004	at	Tampa Bay	3-2	W	Oleg Saprykin	14:40
May 9, 2004	at	San Jose	4-3	W	Steve Montador	18:43
May 3, 2004	vs.	Detroit	1-0	W	Martin Gelinas	19:13
Apr. 22, 2004	at	Detroit	2-1	W	Marcus Nilson	2:39
Apr. 19, 2004	at	Vancouver	3-2	W	Martin Gelinas	1:25
Apr. 17, 2004	vs.	Vancouver	4-5	L	Brendan Morrison	42:28
Apr 23, 1996	vs	Chicago	1-2	L	Joe Murphy	50:02
May 19, 1995	vs	San Jose	4-5	L	Ray Whitney	21:54
May 9, 1995	vs	San Jose	4-5	L	Ulf Dahlen	12:21
Apr 30, 1994	vs	Vancouver	3-4	L	Pavel Bure	22:20
Apr 28, 1994	at	Vancouver	2-3	L	Trevor Linden	16:43
Apr 26, 1994	vs	Vancouver	1-2	L	Geoff Courtnall	7:15
Apr 16, 1991	vs	Edmonton	4-5	L	Esa Tikkanen	6:58
Apr 14, 1991	at	Edmonton	2-1	W	Theoren Fleury	4:40
Apr 14, 1990	at	Los Angeles	3-4	L	Mike Krushelnyski	23:14
Apr 8, 1990	at	Los Angeles	1-2	L	Tony Granato	8:37
May 19, 1989	at	Montreal	3-4	L	Ryan Walter	38:08
May 8, 1989	at	Chicago	2-1	W	Al MacInnis	15:05
Apr 18, 1989	vs	Los Angeles	4-3	W	Doug Gilmour	7:47
Apr 15, 1989	vs	Vancouver	4-3	W	Joel Otto	19:21
Apr 5, 1989	vs	Vancouver	3-4	W	Paul Reinhart	2:47
Apr 15, 1988	vs	Edmonton	4-5	L	Wayne Gretzky	7:54
Apr 11, 1987	at	Winnipeg	3-2	W	Mike Bullard	3:53
May 18, 1986	vs	Montreal	2-3	L	Brian Skrudland	0:09
May 12, 1986	at	St. Louis	5-6	L	Doug Wickenheiser	7:30
Apr 20, 1986	at	Edmonton	5-6	L	Glenn Anderson	1:04
Apr 12, 1986	at	Winnipeg	4-3	W	Lanny McDonald	8:25
Apr 10, 1985	at	Winnipeg	4-5	L	Brian Mullen	7:56
Apr 20, 1984	vs	Edmonton	5-4	W	Lanny McDonald	1:04
Apr 13, 1984	at	Edmonton	6-5	W	Carey Wilson	3:42
Apr 10, 1983	at	Vancouver	4-3	W	Greg Meredith	1:06
Apr 6, 1983	vs	Vancouver	4-3	W	Eddy Beers	12:27
Apr 8, 1982	at	Vancouver	1-2	L	Dave Williams	14:20
Apr 11, 1981	at	Chicago	5-4	W	Willi Plett	35:17
Apr 8, 1980	at	NY Rangers	1-2	L	Steve Vickers	0:33
Apr 14, 1974	vs	Philadelphia	3-4	L	Dave Schultz	5:40

	GP	W	L		GP	W	L		GP	W	L
Home	19	6	13	Road	21	12	9	Overall	40	18	22

FLAMES ALL TIME RECORDS

MONTH-BY-MONTH RECORD

SEASON	OCTOBER			NOVEMBER			DECEMBER			JANUARY		
	GP	W-L-T-OTL		GP	W-L-T-OTL		GP	W-L-T-OTL		GP	W-L-T-OTL	
2007-08	12	6-3-0-3		14	4-10-0-0		14	9-1-0-4		11	7-3-0-1	
2006-07	10	3-6-0-1		13	8-4-0-1		14	8-4-0-2		13	8-3-0-2	
2005-06	13	4-7-0-2		13	10-2-0-1		13	9-3-0-1		13	7-4-0-2	
2003-04	9	4-4-0-1		12	5-4-1-2		14	10-3-2-0		15	6-8-1-0	
2002-03	10	3-3-2-2		14	3-9-1-1		14	5-6-3-0		14	6-7-1-0	
2001-02	12	8-2-0-2		13	5-4-4-0		15	4-7-4-0		13	5-8-0-0	
2000-01	13	3-8-1-0		15	3-4-4-4		12	7-3-2-0		12	4-6-2-0	
1999-00	13	3-8-2-0		11	5-6-0-0		14	8-2-3-1		13	7-6-0-0	
1998-99	9	2-5-2		14	6-8-0		13	4-8-1		12	4-6-2	
1997-98	13	3-8-2		14	2-7-5		15	6-8-1		12	3-6-3	
1996-97	13	7-5-1		13	3-9-1		13	3-7-3		11	5-5-1	
1995-96	11	1-7-3		13	3-8-2		15	7-6-2		11	7-2-2	
1994-95	-	-		-	-		-	-		5	2-2-1	
1993-94	13	8-3-2		13	7-4-2		14	5-7-2		12	4-5-3	
1992-93	12	8-4-0		13	6-5-2		13	10-1-2		14	3-9-2	
1991-92	12	6-5-1		13	5-5-3		13	5-7-1		12	5-5-2	
1990-91	13	9-4-0		13	5-5-3		14	8-5-1		12	5-6-1	
1989-90	13	6-3-4		15	5-6-4		12	6-4-2		13	8-2-3	
1988-89	12	6-3-3		12	10-1-1		14	8-4-2		15	10-3-2	
1987-88	11	5-5-1		14	9-3-2		13	9-3-1		14	9-3-2	
1986-87	10	3-7-0		14	10-4-0		14	9-4-1		14	6-7-1	
1985-86	10	5-5-0		13	8-2-3		12	4-8-0		15	6-7-2	
1984-85	11	7-4-0		12	7-4-1		14	5-7-2		15	7-4-4	
1983-84	12	5-6-1		12	5-4-3		13	4-7-2		12	5-2-5	
1982-83	13	4-7-2		14	5-6-3		14	5-7-2		12	7-5-0	
1981-82	11	2-7-2		14	5-5-4		13	5-6-2		15	7-4-4	
1980-81	11	5-4-2		13	5-5-3		12	6-3-3		16	6-7-3	
1979-80	10	5-4-1		13	6-5-2		12	3-8-1		15	7-5-3	
1978-79	10	8-0-2		14	7-7-0		15	5-9-1		13	8-4-1	
1977-78	8	3-2-3		14	4-6-4		14	5-6-3		14	8-5-1	
1976-77	13	5-6-2		12	6-2-4		13	7-5-1		13	5-4-4	
1975-76	10	4-5-1		14	6-7-1		15	9-4-2		14	5-6-3	
1974-75	11	5-4-2		14	8-3-3		12	3-8-1		14	5-5-4	
1973-74	8	4-3-1		14	7-4-3		14	4-7-3		13	3-9-1	
1972-73	11	4-6-1		15	6-6-3		13	5-6-2		13	6-4-3	
TOTALS	382	164-163-44-11		454	199-174-72-9		460	210-184-58-8		455	206-177-67-5	

SEASON	FEBRUARY			MARCH			APRIL/MAY		
	GP	W-L-T-OTL		GP	W-L-T-OTL		GPW-L-T-OTL		
2007-08	14	7-6-0-1		14	7-6-0-1		3	2-1-0-0	
2006-07	14	7-4-0-3		14	9-4-0-1		4	0-4-0-0	
2005-06	6	3-2-0-1		15	8-6-0-1		9	5-1-0-3	
2003-04	13	6-8-1-0		13	7-5-1-0		2	1-2-0-0	
2002-03	12	2-6-3-1		15	8-5-2-0		3	2-0-1-0	
2001-02	7	2-3-1-1		15	5-7-3-0		7	3-4-0-0	
2000-01	7	2-3-1-1		15	5-7-3-0		7	3-4-0-0	
1999-00	12	3-3-2-4		14	4-8-2-0		5	1-3-1-0	
1998-99	12	5-2-5		14	7-5-2		8	2-6-0	
1997-98	4	2-1-1		15	8-6-1		9	2-5-2	
1996-97	14	8-5-1		12	6-5-1		6	0-5-1	
1995-96	13	6-5-2		13	7-6-0		6	3-3-0	
1994-95	14	8-4-2		15	6-7-2		14	8-4-2	
1993-94	12	8-3-1		13	6-5-2		7	4-2-1	
1992-93	12	6-2-4		12	4-8-0		8	6-1-1	
1991-92	13	4-7-2		14	5-7-2		3	1-1-1	
1990-91	12	8-2-2		16	11-4-1		0	0-0-0	
1989-90	11	6-5-0		15	10-3-2		1	1-0-0	
1988-89	13	10-3-0		13	9-3-1		1	1-0-0	
1987-88	12	5-6-1		13	10-1-2		2	1-1-0	
1986-87	12	9-3-0		14	9-4-1		2	0-1-1	
1985-86	12	7-3-2		15	7-6-2		3	3-0-0	
1984-85	11	5-6-0		14	9-2-3		3	1-0-2	
1983-84	15	9-4-2		15	6-8-1		1	0-1-0	
1982-83	12	5-5-2		14	6-4-4		1	0-0-1	
1981-82	12	4-5-3		13	5-6-2		2	1-1-0	
1980-81	12	9-2-1		14	6-6-2		2	2-0-0	
1979-80	11	5-2-4		15	8-6-1		4	1-2-1	
1978-79	10	6-2-2		13	5-7-1		5	2-2-1	
1977-78	12	3-3-6		13	8-4-1		5	3-1-1	
1976-77	12	3-9-0		15	7-8-0		2	1-0-1	
1975-76	12	3-7-2		12	6-4-2		3	2-0-1	
1974-75	11	4-4-3		14	8-5-1		4	1-2-1	
1973-74	13	4-6-3		13	6-4-3		3	2-1-0	
1972-73	11	2-6-3		14	2-10-2		1	0-0-1	
TOTALS	409	190-145-63-11		492	241-194-54-3		143	63-55-22-3	

HOME ATTENDANCE BY SEASON

SEASON	GAMES	ATTENDANCE	AVERAGE
2007-08	41	790,849	19,289
2006-07	41	790,849	19,289
2005-06	41	790,849	19,289
2003-04	41	679,767	16,580
2002-03	41	665,808	16,239
2001-02	41	643,896	15,705
2000-01	41	681,535	16,623
1999-00	41	612,800	14,946
1998-99	*41	648,050	16,201
1997-98	41	694,557	16,940
1996-97	41	700,643	17,089
1995-96	41	737,996	18,000
1994-95	24	456,858	19,036
1993-94	*41	792,307	19,325
1992-93	*41	**800,677	19,529
1991-92	40	788,760	19,719
1990-91	40	799,434	**19,986
1989-90	40	794,444	19,861
1988-89	40	778,324	19,458
1987-88	40	755,252	18,881
1986-87	40	671,920	16,798
1985-86	40	670,480	16,762
1984-85	40	667,320	16,683
1983-84	40	666,960	16,674
1982-83	40	289,680	7,242
1981-82	40	289,258	7,231
1980-81	40	288,679	7,217
1979-80	40	400,961	10,024
1978-79	40	457,640	11,441
1977-78	40	420,026	10,501
1976-77	40	490,356	12,259
1975-76	40	478,500	11,963
1974-75	40	537,761	13,444
1973-74	39	552,314	14,162
1972-73	39	488,106	12,516
TOTALS	1396	21,773,616	16,069

*Does Not Include Neutral Site Home Game

**Team Season Record;

Calgary: Saddledome - 1983-2003; Stampede Corral - 1980-83; Atlanta: The Omni - 1972-80

OPENING GAME RESULTS

SEASON	SEASON OPENER			HOME OPENER			ROAD OPENER					
2007-08	PHI.	3	CGY.	2	PHI.	3	CGY.	2	DET.	4	CGY.	2
2006-07	EDM.	3	CGY.	1	CGY.	2	EDM.	1	EDM.	3	CGY.	1
2005-06	MIN.	6	CGY.	3	CGY.	2	DAL.	3	MIN.	6	CGY.	3
2003-04	VAN.	1	CGY.	4	CGY.	3	SJ.	2	VAN.	1	CGY.	4
2002-03	CGY.	0	VAN.	3	CGY.	0	VAN.	3	VAN.	2	CGY.	3
2001-02	CGY.	1	EDM.	0	CGY.	1	EDM.	0	DET.	2	CGY.	4
2000-01	CGY.	3	DET.	4	CGY.	3	DET.	4	NYI.	0	CGY.	2
1999-00	SJ.	5	CGY.	3	CGY.	1	STL.	4	SJ.	5	CGY.	3
1998-99	CGY.	3	SJ.	3	CGY.	3	TOR.	7	SJ.	3	CGY.	5
1997-98	CGY.	1	DET.	3	CGY.	1	DET.	3	DET.	4	CGY.	4
1996-97	VAN.	3	CGY.	1	CGY.	3	BUF.	0	VAN.	3	CGY.	1
1995-96	CGY*	3	T.B.	3	COL.	3	CGY.	2	CGY*	3	T.B.	3
1994-95	CGY*	3	WPG.	3	CGY.	6	STL.	4	CGY*	3	WPG.	3
1993-94	CGY.	2	NYI.	1	CGY.	2	NYI.	1	CGY.	5	VAN.	1
1992-93	LA*	5	CGY.	4	LA*	5	CGY.	4	CGY*	3	MIN.	2
1991-92	CGY.	9	EDM.	2	CGY.	9	EDM.	2	WPG.	5	CGY.	3
1990-91	CGY.	3	VAN.	2	CGY.	3	VAN.	2	CGY.	4	WPG.	3
1989-90	CGY.	10	DET.	7	CGY.	10	DET.	7	CGY.	4	N.J.	2
1988-89	CGY.	4	NYI.	4	CGY.	4	NYI.	4	LA.	6	CGY.	5
1987-88	CGY.	5	DET.	1	CGY.	5	DET.	1	WPG.	3	CGY.	2
1986-87	CGY.	5	BOS.	3	QUE.	4	CGY.	2	CGY.	5	BOS.	3
1985-86	CGY.	8	WPG.	3	CGY.	8	WPG.	3	CGY.	9	LA.	2
1984-85	STL.	4	CGY.	2	STL.	4	CGY.	2	CGY.	7	VAN.	5
1983-84	CGY.	5	VAN.	3	EDM.	4	CGY.	3	CGY.	5	VAN.	3
1982-83	EDM.	7	CGY.	5	NYI.	5	CGY.	4	EDM.	7	CGY.	5
1981-82	CGY.	1	VAN.	1	CGY.	1	VAN.	1	CGY.	6	STL.	4
1980-81	CGY.	5	QUE.	5	CGY.	5	QUE.	5	COL.	6	CGY.	2
1979-80	ATL.	5	QUE.	3	ATL.	9	PHA.	2	ATL.	5	QUE.	3
1978-79	ATL.	4	CHI.	4	ATL.	4	WSH.	3	ATL.	4	CHI.	4
1977-78	ATL.	2	BOS.	2	ATL.	3	STL.	1	ATL.	2	BOS.	2
1976-77	WSH.	6	ATL.	5	ATL.	4	LA.	2	WSH.	6	ATL.	5
1975-76	LA.	4	ATL.	3	LA.	4	ATL.	3	NYR.	3	ATL.	1
1974-75	ATL.	3	VAN.	3	ATL.	4	Kan. City	2	ATL.	3	VAN.	3
1973-74	ATL.	1	NYI.	1	ATL.	1	NYI.	1	ATL.	1	STL.	0
1972-73	ATL.	3	NYL.	2	ATL.	1	BUF.	1	ATL.	3	NYL.	2
SEASON # OVERALL				HOME # OVERALL				ROAD # OVERALL				
Won 11, Lost 14, Tied 10				Win 16, Lost 14, Tied 5				Won 16, Lost 13, Tied 6				

YEARLY LEADERS

SEASON	GOALS		ASSISTS		POINTS		PENALTY MINUTES	
2007-08	Jarome Iginla	50	Jarome Iginla	48	Jarome Iginla	98	Dion Phaneuf	182
2006-07	Jarome Iginla	39	Alex Tanguay	59	Jarome Iginla	94	Dion Phaneuf	98
2005-06	Jarome Iginla	35	Daymond Langkow	34	Jarome Iginla	67	Darren McCarty	117
2003-04	Jarome Iginla	41	Craig Conroy	39	Jarome Iginla	73	Chris Simon	250
2002-03	Jarome Iginla	35	Craig Conroy	37	Jarome Iginla	67	Scott Nichol	149
2001-02	Jarome Iginla	52	Craig Conroy	48	Jarome Iginla	96	Bob Boughner	170
2000-01	Jarome Iginla	31	Marc Savard	42	Jarome Iginla	71	Jason Wiemer	177
1999-00	Valeri Bure	35	Phil Housley	44	Valeri Bure	75	Wade Belak	122
1998-99	Jarome Iginla	28	Phil Housley	43	Cory Stillman	57	Jason Weimer	177
1997-98	Theoren Fleury	27	Theoren Fleury	51	Theoren Fleury	78	Theoren Fleury	197
	Cory Stillman	27						
1996-97	Theoren Fleury	29	Theoren Fleury	38	Theoren Fleury	67	Todd Simpson	208
1995-96	Theoren Fleury	46	Theoren Fleury	50	Theoren Fleury	96	Sandy McCarthy	173
1994-95	Theoren Fleury	29	Phil Housley	35	Theoren Fleury	58	Ron Stern	163
1993-94	Gary Roberts	41	Al MacInnis	54	Robert Reichel	93	Ron Stern	243
1992-93	Robert Reichel	40	Theoren Fleury	66	Theoren Fleury	100	Craig Berube	209
1991-92	Gary Roberts	53	Al MacInnis	57	Gary Roberts	90	Ron Stern	338
1990-91	Theoren Fleury	51	Al MacInnis	75	Theoren Fleury	104	Gary Roberts	252
1989-90	Joe Nieuwendyk	45	Doug Gilmour	67	Joe Nieuwendyk	95	Tim Hunter	279
1988-89	Joe Nieuwendyk	51	Joe Mullen	59	Joe Mullen	110	Tim Hunter**	375
	Joe Mullen	51	Doug Gilmour	59				
1987-88	Joe Nieuwendyk	51	Gary Suter	70	Hakan Loob	106	Tim Hunter	337
1986-87	Joe Mullen	47	Al MacInnis	56	Joe Mullen	87	Tim Hunter	361
1985-86	Hakan Loob*	31	Al MacInnis	57	Dan Quinn***	72	Tim Hunter	291
1984-85	Nilsson/Loob	37	Kent Nilsson	62	Kent Nilsson	99	Tim Hunter	259
1983-84	Eddy Beers	36	Kent Nilsson	49	Kent Nilsson	80	Paul Baxter	182
1982-83	Lanny McDonald**	66	Guy Chouinard	59	Kent Nilsson	104	Doug Risebrough	138
1981-82	Lanny McDonald	34	Guy Chouinard	57	Guy Chouinard	80	Willi Plett	288
1980-81	Kent Nilsson	49	Kent Nilsson**	82	Kent Nilsson**	131	Willi Plett	239
1979-80	Kent Nilsson	40	Kent Nilsson	53	Kent Nilsson	93	Willi Plett	231
1978-79	Guy Chouinard	50	Bob MacMillan	71	Bob MacMillan	108	Willi Plett	213
1977-78	Bob MacMillan	31	Tom Lysiak	42	Tom Lysiak	69	Willi Plett	171
1976-77	Willi Plett	33	Tom Lysiak	51	Tom Lysiak	81	Willi Plett	123
1975-76	Curt Bennett	34	Tom Lysiak	51	Tom Lysiak	82	Pat Quinn	134
1974-75	Eric Vail	39	Tom Lysiak	52	Tom Lysiak	77	Pat Quinn	56
1973-74	Jacques Richard	27	Tom Lysiak	45	Tom Lysiak	64	Pat Quinn	94
1972-73	Bob Leiter	26	Bob Leiter	34	Bob Leiter	60	Pat Quinn	113

*Joe Mullen scored 44 goals (Calgary 16, St. Louis 28) **Flames All-Time Individual Record

***Joe Mullen recorded 90 points (Calgary 38, St. Louis 52)

SCORELESS GAMES:

November 7, 1976, Atlanta at Detroit; Myre - Giacomini

October 26, 1996, Calgary at Los Angeles; Kidd - Fiset

October 30, 1998, Washington at Calgary; Wregget - Tabaracci

December 21, 1999, Dallas at Calgary; Brathwaite - Belfour

PENALTY SHOTS FOR:

24 goals in 47 attempts

Oct. 5, 2006 at Edmonton
Oct. 24, 2006 vs Phoenix
Mar. 31, 2006 vs Colorado
Dec. 1, 2005 at Detroit
Nov. 10, 2005 at Phoenix
Nov. 7, 2005 vs Vancouver
Oct. 29, 2005 at San Jose
Oct. 23, 2005 at Los Angeles
Mar. 5, 2004 at Dallas
Jan. 27, 2004 at Phoenix

Jarome Iginla failed vs. Dwayne Roloson, Edmonton
Daymond Langkow failed vs. Curtis Joseph, Phoenix
Matthew Lombardi scored vs. Peter Budaj, Colorado
Shean Donovan failed vs. Jimmy Howard, Detroit
Jarome Iginla scored vs. Curtis Joseph, Phoenix
Chuck Kobasew failed vs. Alex Auld, Vancouver
Tony Amonte failed vs. Nolan Schaefer, San Jose
Marcus Nilson failed vs. Mathieu Garon, Los Angeles
Shean Donovan failed vs. Marty Turco, Dallas
Shean Donovan scored vs. Sean Burke, Phoenix

PENALTY SHOTS FOR: (CON'T)

Oct. 24, 2006	vs Phoenix	Daymond Langkow failed vs. Curtis Joseph, Phoenix
Oct. 5, 2006	vs Edmonton	Jarome Iginla failed vs. Dwayne Roloson, Edmonton
Jan. 3, 2004	vs Vancouver	Jarome Iginla failed vs. Alex Auld, Vancouver
Dec. 26, 2003	vs Vancouver	Oleg Saprykin failed vs. Dan Cloutier, Vancouver
Dec. 2, 2003	vs San Jose	Shean Donovan scored vs. Vesa Toskala, San Jose
Mar. 15, 2003	at San Jose	Jarome Iginla failed vs. Vesa Toskala, San Jose
Apr. 2, 2002	vs Atlanta	Scott Nichol scored vs. Milan Hnilička, Atlanta
Jan. 22, 2002	vs Toronto	Jarome Iginla failed vs. Curtis Joseph, Toronto
Dec. 8, 2001	vs Anaheim	Jarome Iginla failed vs. Jean-Sebastien Giguere, Anaheim
Feb. 27, 1998	vs Vancouver	Hnat Domenichelli scored vs. Arturs Irbe, Vancouver
Oct. 24, 1996	vs Pittsburgh	Robert Reichel scored vs. Tom Barrasso, Pittsburgh
Oct. 22, 1996	vs Colorado	Theoren Fleury scored vs. Patrick Roy, Colorado, shorthanded
Dec. 11, 1995	vs Los Angeles	Steve Chiasson scored vs. Byron Dafoe, Los Angeles, powerplay
Feb. 7, 1994	vs Edmonton	Robert Reichel scored vs. Bill Ranford, Edmonton, powerplay
Oct. 31, 1993	at Winnipeg	Paul Ranheim scored vs. Bob Essensa, Winnipeg, shorthanded
Jan. 23, 1993	vs Pittsburgh	Joe Nieuwendyk failed vs. Ken Wregget, Pittsburgh
Dec. 27, 1992	at Edmonton	C.J. Young failed vs. Bill Ranford, Edmonton
Dec. 11, 1992	at Toronto	Theoren Fleury scored vs. Rick Wamsley, Toronto
Feb. 23, 1991	vs Quebec	Theoren Fleury scored vs. Jacques Cloutier, Quebec
Apr. 4, 1990	vs Los Angeles	Al MacInnis scored vs. Kelly Hrudey, Los Angeles (Playoffs)
Oct. 7, 1989	vs NY Islanders	Doug Gilmour failed vs. Mark Fitzpatrick, NY Islanders
Feb. 22, 1989	vs Toronto	Hakan Loob failed vs. Jeff Reese, Toronto
Dec. 16, 1988	at Vancouver	Joe Nieuwendyk scored vs. Steve Weeks, Vancouver
Dec. 12, 1988	at Toronto	Joe Nieuwendyk failed vs. Jeff Reese, Toronto
Mar. 19, 1988	at Quebec	Mike Bullard failed vs. Mario Brunetta, Quebec
Mar. 10, 1988	vs Winnipeg	Hakan Loob failed vs. Daniel Berthiaume, Winnipeg
Mar. 28, 1987	at Los Angeles	Joe Mullen scored vs. Al Jensen, Los Angeles, disallowed illegal stick
Feb. 14, 1987	at Minnesota	Joe Mullen scored vs. Kari Takko, Minnesota
Dec. 2, 1986	vs NY Islanders	Joe Mullen scored vs. Kelly Hrudey, NY Islanders
Oct. 28, 1986	at Minnesota	Perry Berezan scored vs. Don Beaupre, Minnesota
Oct. 13, 1984	vs Quebec	Jim Peplinski scored vs. Mario Gosselin, Quebec
Dec. 19, 1983	vs Winnipeg	Doug Risebrough scored vs. Doug Soetaert, Winnipeg
Mar. 14, 1983	at New Jersey	Paul Reinhart scored vs. Ron Low, New Jersey
Nov. 18, 1982	at Philadelphia	Lanny McDonald failed vs. Pelle Lindbergh, Philadelphia
Jan. 13, 1981	vs NY Rangers	Bob MacMillan failed vs. Doug Soetaert, NY Rangers
Jan. 8, 1981	vs Washington	Kent Nilsson failed vs. Rolie Boutin, Washington
Oct. 9, 1976	vs Philadelphia*	Curt Bennett scored vs. Bernie Parent, Philadelphia
Jan. 2, 1975	vs Montreal*	Jacques Richard failed vs. Ken Dryden, Montreal
Feb. 16, 1974	at Toronto	Bob Leiter scored vs. Dunc Wilson, Toronto

PENALTY SHOTS AGAINST: 11 Goals Against in 30 Attempts

Feb. 15, 2008	vs Los Angeles	Jeff Giuliano failed vs. Miikka Kiprusoff
Feb. 3, 2006	vs Vancouver	Alexandre Burrows failed vs. Miikka Kiprusoff
Dec. 29, 2005	vs Minnesota	Brian Rolston failed vs. Miikka Kiprusoff
Nov. 12, 2005	vs Colorado	Alex Tanguay scored vs. Miikka Kiprusoff
Oct. 17, 2005	vs Phoenix	Oleg Saprykin failed vs. Miikka Kiprusoff
Dec. 29, 2003	vs Minnesota	Richard Park, Minnesota, scored vs. Miikka Kiprusoff
Mar. 16, 2003	at Anaheim	Paul Kariya, Anaheim, failed to score vs. Jamie McLennan
Dec. 29, 2002	vs Anaheim	Petr Sykora, Anaheim, failed to score vs. Roman Turek
Apr. 9, 2002	at Atlanta	Jeff Cowan, Atlanta, failed vs. Roman Turek
Jan. 11, 2002	vs Phoenix	Michal Handzus, Phoenix, failed to score vs. Roman Turek
Apr. 7, 2001	vs Los Angeles	Zigmund Palffy, Los Angeles, failed vs. Fred Brathwaite
Dec. 7, 1998	vs Dallas	Mike Modano, Dallas, failed vs. Tyler Moss
Apr. 13, 1998	at Los Angeles	Rob Blake, Los Angeles, failed vs. Dwayne Roloson
Mar. 22, 1998	vs St. Louis	Darren Turcotte, St. Louis, failed vs. Rick Tabaracci
Nov. 1, 1997	at Colorado	Joe Sakic, Colorado, scored vs. Tyler Moss
Jan. 14, 1996	at Colorado	Joe Sakic, Colorado, scored vs. Trevor Kidd
Mar. 7, 1995	at Chicago	Jeremy Roenick, Chicago, failed vs. Andrei Trefilov
Feb. 6, 1995	vs Winnipeg	Teemu Selanne, Winnipeg, failed vs. Trevor Kidd
Nov. 24, 1993	vs Toronto	Wendel Clark, Toronto, scored vs. Trevor Kidd
Jan. 16, 1992	at NY Rangers	Paul Broten, NY Rangers, scored vs. Michael Vernon
Oct. 19, 1991	at Vancouver	Gino Odjick, Vancouver, scored vs. Michael Vernon
Mar. 14, 1989	at New Jersey	Kirk Muller, New Jersey, failed vs. Michael Vernon
Dec. 23, 1988	at Edmonton	Craig MacTavish, Edmonton, scored vs. Michael Vernon
Jan. 16, 1987	at Vancouver	Stan Smyl, Vancouver, scored vs. Michael Vernon
Jan. 1, 1985	at Winnipeg	Bengt Lundholm, Winnipeg, failed vs. Rejean Lemelin
Dec. 6, 1983	at Quebec	Dale Hunter, Quebec, scored vs. Rejean Lemelin
Oct. 23, 1983	at Chicago	Denis Savard, Chicago, failed vs. Don Edwards
Jan. 3, 1979	at Toronto	Dan Maloney, Toronto, failed vs. Dan Bouchard
Feb. 9, 1978	at Los Angeles*	Hartland Monahan, Los Angeles, failed vs. Dan Bouchard
Feb. 10, 1974	vs Los Angeles*	Whitey Widing, Los Angeles, scored vs. Phil Myre

Calgary: Saddledome - 1983-04; Stampede Corral - 1980-83;

*Atlanta: The Omni - 1972-80

FLAMES ALL TIME LEADERS

GAMES PLAYED

Jarome Iginla.....	860
Al MacInnis.....	803
Theoren Fleury.....	791
Joel Otto.....	730
Jim Peplinski.....	711
Gary Suter.....	617
Robyn Regehr.....	591
Jamie Macoun.....	586
Gary Roberts.....	585
Joe Nieuwendyk.....	577

Tim Hunter.....	545
Eric Vail.....	539
Mike Vernon (G).....	526
Paul Reinhart.....	517
Guy Chouinard.....	514
Lanny McDonald.....	492
Rey Comeau.....	468
Ken Houston.....	462
Willi Plett.....	452
Hakan Loob.....	450

Tom Lysiak.....	445
Bill Clement.....	444
Kent Nilsson.....	425
Robert Reichel.....	425
Colin Patterson.....	416
Curt Bennett.....	405
Dan Bouchard (G).....	398
Ron Stern.....	396
Cory Stillman.....	393
Denis Gauthier.....	384

POINTS

Fleury, Theoren.....	830
Al MacInnis.....	822
Jarome Iginla.....	762
Joe Nieuwendyk.....	616

Gary Suter.....	565
Kent Nilsson.....	562
Guy Chouinard.....	529
Gary Roberts.....	505

Eric Vail.....	452
Paul Reinhart.....	444
Tom Lysiak.....	431
Hakan Loob.....	429

GOALS

Jarome Iginla.....	374
Theoren Fleury.....	364
Joe Nieuwendyk.....	314
Gary Roberts.....	257
Kent Nilsson.....	229

Lanny McDonald.....	215
Al MacInnis.....	213
Eric Vail.....	206
Guy Chouinard.....	193
Hakan Loob.....	193

Joe Mullen.....	190
Joel Otto.....	167

ASSISTS

Al MacInnis.....	609
Theoren Fleury.....	460
Gary Suter.....	437
Jarome Iginla.....	388

Guy Chouinard.....	336
Paul Reinhart.....	335
Kent Nilsson.....	333
Joe Nieuwendyk.....	302

Tom Lysiak.....	276
Jim Peplinski.....	263
Joel Otto.....	261
Gary Roberts.....	248

PENALTY MINUTES

Tim Hunter.....	2405
Gary Roberts.....	1736
Joel Otto.....	1642
Jim Peplinski.....	1467

Theoren Fleury.....	1339
Ron Stern.....	1288
Willi Plett.....	1267
Al MacInnis.....	944

Gary Suter.....	872
Sandy McCarthy.....	730
Neil Sheehy.....	725
Jamie Macoun.....	664

FIVE GOAL GAME - 1

Joe Nieuwendyk.....	1
---------------------	---

FOUR GOAL GAMES - 16

Kent Nilsson.....	2
Joe Nieuwendyk.....	2
Joe Mullen.....	2
Jarome Iginla.....	1
Keith McCreary.....	1

Garry Unger.....	1
Jim Peplinski.....	1
Hakan Loob.....	1
Jiri Hrdina.....	1
Mark Hunter.....	1

Brian MacLellan.....	1
Gary Roberts.....	1
Marc Savard.....	1

THREE GOAL GAMES - 161

(Totals include four and five goal games)

Kent Nilsson.....	13
Theoren Fleury.....	13
Joe Nieuwendyk.....	10
Gary Roberts.....	10
Lanny McDonald.....	9
Jarome Iginla.....	7
Hakan Loob.....	6
Eddy Beers.....	5
Joe Mullen.....	5
Eric Vail.....	5
Ken Houston.....	4
Robert Reichel.....	4
Mark Hunter.....	3
Bob MacMillan.....	3
Sergei Makarov.....	3
Willi Plett.....	3
Ron Stern.....	3
Curt Bennett.....	2
Ivan Boldirev.....	2
Guy Chouinard.....	2


Bill Clement.....	2
Jiri Hrdina.....	2
Gary McAdam.....	2
Keith McCreary.....	2
Joel Otto.....	2
Marc Savard.....	2
Cory Stillman.....	2
German Titov.....	2
Carey Wilson.....	2
Valeri Bure.....	1
Rey Comeau.....	1
Shean Donovan.....	1
Barry Gibbs.....	1
Bobby Gould.....	1
Brett Hull.....	1
Kristian Huselius.....	1
Chuck Kobasew.....	1
Dave Kryskow.....	1
Dan Labraaten.....	1
Daymond Langkow.....	1

Gary Leeman.....	1
Bob Leiter.....	1
Matthew Lombardi.....	1
Tom Lysiak.....	1
Al MacInnis.....	1
Brian MacLellan.....	1
Marty McInnis.....	1
Dana Murzyn.....	1
Owen Nolan.....	1
Jim Peplinski.....	1
Jean Pronovost.....	1
Paul Ranheim.....	1
Paul Reinhart.....	1
Doug Risebrough.....	1
Larry Romanchych.....	1
Darcy Rota.....	1
Claude St. Sauveur.....	1
Steve Tambellini.....	1
John Tonelli.....	1
Gary Unger.....	1

FLAMES ALL TIME LEADERS

MULTI GOAL GAMES - 315

Jarome Iginla.....	65	Bill Flett.....	4	Shean Donovan.....	1
Theoren Fleury.....	47	Hilliard Graves.....	4	Hnat Domenichelli.....	1
Joe Nieuwendyk.....	47	Dean McAmmond.....	4	Ted Drury.....	1
Lanny McDonald.....	36	Keith McCreary.....	4	Kari Eloranta.....	1
Guy Chouinard.....	33	Owen Nolan.....	4	Paul Fenton.....	1
Eric Vail.....	33	Dion Phaneuf.....	2	Andrew Ference.....	1
Gary Roberts.....	30	Doug Risebrough.....	4	Aaron Gavey.....	1
Kent Nilsson.....	29	Perry Berezan.....	3	Marc Habscheid.....	1
Robert Reichel.....	22	Andrew Cassels.....	3	Roman Hamrlik.....	1
Hakan Loob.....	21	Dave Gagner.....	3	Paul Henderson.....	1
Tom Lysiak.....	21	John Gould.....	3	Jonas Hoglund.....	1
Joe Mullen.....	18	Jamie Hislop.....	3	Phil Housley.....	1
Willi Plett.....	18	Phil Housley.....	3	Cale Hulse.....	1
Bob MacMillan.....	16	Brian MacLellan.....	3	Jim Jackson.....	1
Joel Otto.....	15	Marty McInnis.....	3	Kari Jalonen.....	1
Curt Bennett.....	13	Michael Nylander.....	3	Ed Kea.....	1
Ken Houston.....	13	Jean Pronovost.....	3	Kelly Kisio.....	1
Kristian Huselius.....	12	Leon Rochefort.....	3	Paul Kruse.....	1
Daymond Langkow.....	11	Alex Tanguay.....	3	Dave Kryskow.....	1
Valeri Bure.....	11	Tony Amonte.....	2	Dan Labraaten.....	1
Rey Comeau.....	11	Brent Ashton.....	2	Bobby Lalonde.....	1
Al MacInnis.....	11	Ivan Boldirev.....	2	Gary Leeman.....	1
German Titov.....	11	Chris Drury.....	2	Jordan Leopold.....	1
Doug Gilmour.....	10	Bryan Hextall.....	2	Jocelyn Lemieux.....	1
Sergei Makarov.....	10	Ernie Hicke.....	2	Dave Lowry.....	1
Marc Savard.....	10	Jiri Hrdina.....	2	Toni Lydman.....	1
Cory Stillman.....	10	Tim Hunter.....	2	Jamie Macoun.....	1
Carey Wilson.....	10	Sheldon Kennedy.....	2	Randy Manery.....	1
Kevin Lavallee.....	9	Chuck Kobasew.....	2	Gary McAdam.....	1
Colin Patterson.....	9	Red Laurence.....	2	Corey Millen.....	1
Jim Peplinski.....	9	Gerry Meehan.....	2	Derek Morris.....	1
Paul Ranheim.....	9	Harold Phillipoff.....	2	Lew Morrison.....	1
Craig Conroy.....	8	Steve Reinprecht.....	2	Richard Mulhern.....	1
Mel Bridgman.....	8	Darcy Rota.....	2	Marty Murray.....	1
Mike Bullard.....	8	Oleg Saprykin.....	2	Dana Murzyn.....	1
Dan Quinn.....	7	Jeff Shantz.....	2	Rob Niedermayer.....	1
Paul Reinhart.....	7	Bobby Simpson.....	2	Marcus Nilson.....	1
Larry Romanchych.....	7	Ron Stern.....	2	Eric Nystrom.....	1
Gary Suter.....	7	Steve Tambellini.....	2	Michel Petit.....	1
Matthew Lombardi.....	7	Wes Walz.....	2	Ronald Petrovicky.....	1
Eddy Beers.....	6	Clarke Wilm.....	2	Pat Quinn.....	1
Martin Gelas.....	6	Mark Giodano.....	1	Phil Russell.....	1
Brett Hull.....	6	Wayne Primeau.....	1	Simon, Chris.....	1
Mike Eaves.....	5	Byron Ritchie.....	1	Martin St. Louis.....	1
Mark Hunter.....	5	Paul Baxter.....	1	John Tonelli.....	1
Richard Kromm.....	5	Craig Berube.....	1	Jason Weimer.....	1
Bob Leiter.....	5	Gino Cavallini.....	1	Jamie Wright.....	1
Don Lever.....	5	Chris Clark.....	1	C.J. Young.....	1
John Stewart.....	5	Rene Corbet.....	1	Zarley Zalapski.....	1
Steve Bozek.....	4	Denis Cyr.....	1		
Bill Clement.....	4	Bobby Dollas.....	1		



In 2007-08, Jarome Iginla (above left) became the Flames all-time leading goal scorer, putting him in the elite company of former marksmen such as Kent Nilsson (above right).

FLAMES ALL TIME TOP SEASONS

MOST POINTS

131	Kent Nilsson	1980-81
110	Joe Mullen	1988-89
108	Bob MacMillan	1978-79
107	Guy Chouinard	1978-79
106	HakanLoob	1987-88
104	Kent Nilsson	1982-83
	Theoren Fleury	1990-91
103	Mike Bullard	1987-88
	Al MacInnis	1990-91
100	TheorenFleury	1992-93
99	Kent Nilsson	1984-85
98	Lanny McDonald	1982-83
	Jarome Iginla	2007-08
96	TheorenFleury	1995-96
	Jarome Iginla	2001-02
95	Joe Nieuwendyk	1989-90
94	Jarome Iginla	2006-07
93	Kent Nilsson	1979-80
	Robert Reichel	1993-94
92	Joe Nieuwendyk	1987-88
91	Gary Suter	1987-88
	Doug Gilmour	1989-90
90	Al MacInnis	1989-90
	Gary Roberts	1991-92
88	Robert Reichel	1992-93
87	Joe Mullen	1986-87
86	Sergei Makarov	1989-90
85	Joe Mullen	1987-88
	Doug Gilmour	1988-89
	Hakan Loob	1988-89
	Theoren Fleury	1993-94
	Joe Nieuwendyk	1990-91
84	Gary Roberts	1993-94
83	Guy Chouinard	1980-81
	Al MacInnis	1987-88
	Eric Vail	1978-79
82	Tom Lysiak	1975-76
	Al MacInnis	1993-94
	Joe Nieuwendyk	1988-89
81	Tom Lysiak	1976-77
	Doug Gilmour	1990-91
	Gary Suter	1992-93
	Alex Tanguay	2006-07
80	Guy Chouinard	1981-82
	Kent Nilsson	1983-84
79	Sergei Makarov	1990-91
	Gary Roberts	1992-93
78	TheorenFleury	1997-98
77	Tom Lysiak	1974-75
	Guy Chouinard	1979-80
	Al MacInnis	1991-92
	Kristian Huselius	2006-07
	Daymond Langkow	2006-07
76	Al MacInnis	1986-87
	Gary Suter	1989-90
75	Mel Bridgman	1981-82
	Paul Reinhart	1982-83
	Eddy Beers	1983-84
	Valeri Bure	1999-00
	Joe Nieuwendyk	1992-93
	Joe Nieuwendyk	1993-94
	Craig Conroy	2001-02

MOST GOALS

66	Lanny McDonald	1982-83
53	Gary Roberts	1991-92
52	Jarome Iginla	2000-01
51	Joe Nieuwendyk	1987-88
	Joe Mullen	1988-89
	Joe Nieuwendyk	1988-89
	Theoren Fleury	1990-91
50	Guy Chouinard	1978-79
	Hakan Loob	1987-88
	Jarome Iginla	2007-08
49	Kent Nilsson	1980-81
48	Mike Bullard	1987-88
47	Joe Mullen	1986-87
46	Kent Nilsson	1982-83
	Theoren Fleury	1995-96
45	Joe Nieuwendyk	1989-90
	Joe Nieuwendyk	1990-91
41	Gary Roberts	1993-94
	Jarome Iginla	2003-04
40	Kent Nilsson	1979-80
	Joe Mullen	1987-88
	Robert Reichel	1992-93
	Robert Reichel	1993-94
	Theoren Fleury	1993-94
39	Eric Vail	1974-75
	Gary Roberts	1989-90
	Jarome Iginla	2006-07
38	Willi Plett	1980-81
	Joe Nieuwendyk	1992-93
	Gary Roberts	1992-93
37	Bob MacMillan	1978-79
	HakanLoob	1984-85
	Kent Nilsson	1984-85
36	Eddy Beers	1983-84
	Joe Mullen	1989-90
	Joe Nieuwendyk	1993-94
35	Eric Vail	1978-79
	ValeriBure	1999-00
	Jarome Iginla	2002-03
	Jarome Iginla	2005-06
34	Curt Bennett	1975-76
	Lanny McDonald	1981-82
	Theoren Fleury	1992-93
	Kristian Huselius	2006-07
33	Willi Plett	1976-77
	Lanny McDonald	1983-84
	Theoren Fleury	1991-92
	Daymond Lankow	2006-07
32	Eric Vail	1976-77
	Kevin Lavallee	1981-82
31	Curt Bennett	1974-75
	Tom Lysiak	1975-76
	Bob MacMillan	1977-78
	Guy Chouinard	1979-80
	Guy Chouinard	1980-81
	Kent Nilsson	1983-84
	Hakan Loob	1985-86
	Theoren Fleury	1989-90
	Jarome Iginla	2000-01
30	Tom Lysiak	1976-77
	Jim Peplinski	1981-82
	Hakan Loob	1983-84
	Dan Quinn	1985-86
	Sergei Makarov	1990-91
	Daymond Lankow	2007-08

MOST ASSISTS

82	Kent Nilsson	1980-81
75	Al MacInnis	1990-91
71	Bob MacMillan	1978-79
70	Gary Suter	1987-88
67	Doug Gilmour	1989-90
66	Theoren Fleury	1992-93
62	Kent Nilsson	1984-85
	Al MacInnis	1989-90
	Sergei Makarov	1989-90
61	Doug Gilmour	1990-91
60	Gary Suter	1989-90
59	Guy Chouinard	1982-83
	Doug Gilmour	1988-89
	Joe Mullen	1988-89
	Alex Tanguay	2006-07
58	Kent Nilsson	1982-83
	Paul Reinhart	1982-83
	Al MacInnis	1987-88
	Al MacInnis	1988-89
	Hakan Loob	1988-89
	Gary Suter	1990-91
	Gary Suter	1992-93
57	Guy Chouinard	1978-79
	Guy Chouinard	1981-82
	Al MacInnis	1985-86
	Al MacInnis	1991-92
56	Al MacInnis	1986-87
	HakanLoob	1987-88
55	Mike Bullard	1987-88
	Jarome Iginla	2006-07
54	Al MacInnis	1993-94
53	TheorenFleury	1990-91
	Kent Nilsson	1979-80
	Robert Reichel	1993-94
	Paul Reinhart	1986-87
52	Guy Chouinard	1980-81
	Tom Lysiak	1974-75
	Al MacInnis	1984-85
51	TheorenFleury	1997-98
	Tom Lysiak	1975-76
	Tom Lysiak	1976-77
	Pekka Rautakallio	1981-82
50	TheorenFleury	1995-96
	Joe Nieuwendyk	1989-90
	Gary Suter	1985-86
49	Mel Bridgman	1981-82
	Sergei Makarov	1990-91
	Kent Nilsson	1983-84
	Paul Reinhart	1980-81
	Gary Suter	1988-89
48	Craig Conroy	2001-02
	Jarome Iginla	2007-08
	Sergei Makarov	1991-92
	Robert Reichel	1992-93
	Paul Reinhart	1981-82
	Eric Vail	1978-79
	Carey Wilson	1984-85

FLAMES ALL TIME TOP SEASONS (CON'T)

MOST PENALTY MINUTES

375	Tim Hunter.....	1988-89
361	Tim Hunter.....	1986-87
338	Ron Stern.....	1991-92
337	Tim Hunter.....	1987-88
291	Tim Hunter.....	1985-86
288	WilliPlett.....	1981-82
282	Gary Roberts.....	1987-88
279	Tim Hunter.....	1989-90
271	Neil Sheehy.....	1985-86
259	Tim Hunter.....	1984-85
252	Gary Roberts.....	1990-91
250	Gary Roberts.....	1988-89
	Chris Simon.....	2003-04
247	Krzysztof Oliwa.....	2003-04
243	Ron Stern.....	1993-94
241	Jim Peplinski.....	1988-89
239	WilliPlett.....	1980-81
234	Jim Peplinski.....	1987-88
231	WilliPlett.....	1979-80
222	Gary Roberts.....	1989-90
214	Jim Peplinski.....	1985-86
213	Joel Otto.....	1988-89
	WilliPlett.....	1978-79
209	Craig Berube.....	1992-93
208	Todd Simpson.....	1996-97
207	Gary Roberts.....	1991-92
	Ron Stern.....	1992-93
197	TheorenFleury.....	1997-98
194	Paul Baxter.....	1985-86
	Mark Hunter.....	1988-89
192	Joel Otto.....	1987-88
188	Joel Otto.....	1985-86
186	TheorenFleury.....	1993-94
185	Joel Otto.....	1986-87
	Paul Kruse.....	1993-94
183	Joel Otto.....	1990-91
182	Paul Baxter.....	1983-84
	Dion Phaneuf.....	2007-08
181	Jim Peplinski.....	1986-87

MOST WINS

42	MiikkaKiprusoff	2005-06
40	MiikkaKiprusoff	2006-07
39	Michael Vernon	1987-88
	MiikkaKiprusoff	2007-08
37	Michael Vernon	1988-89
32	Dan Bouchard	1978-79
31	Michael Vernon	1990-91
30	RejeanLemelin	1984-85
	Roman Turek	2001-02
	Michael Vernon	1986-87
29	RejeanLemelin	1985-86
	Michael Vernon	1992-93
27	Roman Turek	2002-03
26	Michael Vernon	1993-94
25	Dan Bouchard	1977-78
	Fred Brathwaite	1999-00
24	Michael Vernon	1991-92
	MiikkaKiprusoff	2003-04
23	Dan Bouchard	1979-80
	Michael Vernon	1989-90
22	Trevor Kidd	1994-95
21	Trevor Kidd	1996-97
	RejeanLemelin	1983-84
	Pat Riffin	1980-81
20	Dan Bouchard	1974-75
19	Dan Bouchard	1973-74
	Dan Bouchard	1975-76
	Dan Bouchard	1979-80
	Pat Riffin	1981-82
	Rick Tabaracci	1995-96

MOST LOSSES

30	Michael Vernon.....	1991-92
29	Roman Turek.....	2002-03
28	Roman Turek.....	2001-02
26	Michael Vernon.....	1992-93
	MiikkaKiprusoff.....	2007-08
25	Fred Brathwaite.....	1999-00
24	MikkaKiprusoff.....	2006-07
	RejeanLemelin.....	1985-86
23	Trevor Kidd.....	1996-97
	Phil Myre.....	1972-73
	Mike Vernon.....	2000-01
22	Rick Tabaracci.....	1997-98
21	Dan Bouchard.....	1978-79
	Trevor Kidd.....	1995-96
	Michael Vernon.....	1986-87
20	MiikkaKiprusoff.....	2005-06
19	Dan Bouchard.....	1979-80
	Don Edwards.....	1983-84
	Pat Riffin.....	1981-82
	Michael Vernon.....	1990-91



Miikka Kiprusoff - recorded 39 wins in 2007-08.

FLAMES CAREER SCORING

	PLAYER	GP	G	A	PTS	PIM
1	Fleury, Theoren	791	364	466	830	1339
2	MacInnis, Al	803	213	609	822	944
3	Iginla, Jarome	860	374	888	762	631
4	Nieuwendyk, Joe	577	314	302	616	330
5	Suter, Gary	617	128	437	565	872
6	Nilsson, Kent	425	229	333	562	90
7	Chouinard, Guy	514	193	336	529	110
8	Roberts, Gary	585	257	248	505	1736
9	Vail, Eric	539	206	246	452	246
10	Reinhart, Paul	517	109	335	444	203
11	Lysiak, Tom	445	155	276	431	329
12	Loob, Hakan	450	193	236	429	189
13	Otto, Joel	730	167	261	428	1642
14	Peplinski, Jim	711	161	263	424	1467
15	McDonald, Lanny	492	215	191	406	408
16	Mullen, Joe	345	190	198	388	95
17	Reichel, Robert	425	153	201	354	217
18	Plett, Willi	452	150	149	299	1267
19	MacMillan, Bob	308	122	173	295	111
20	Gilmour, Doug	266	81	214	295	286
21	Makarov, Sergei	297	94	198	292	199
22	Houston, Ken	462	128	145	273	516
23	Bennett, Curt	405	126	140	266	190
24	Wilson, Carey	355	102	161	263	160
25	Macoun, Jamie	586	62	184	246	664
26	Conroy, Craig	344	80	163	243	215
27	Housley, Phil	328	50	188	238	140
28	Stillman, Cory	393	109	126	235	192
29	Titov, German	345	107	121	228	142
30	Clement, Bill	444	85	139	224	197
31	Comeau, Rey	468	88	126	214	153
32	Langkow, Daymond	243	88	113	201	109
33	Ranheim, Paul	354	94	100	194	105
34	Bure, Valeri	256	93	99	192	100
35	Beers, Eddy	226	87	105	192	232
36	Quinn, Dan	222	72	119	191	100
37	Patterson, Colin	416	88	99	187	187
38	Huselius, Kristian	216	74	108	182	102
39	Manery, Randy	377	30	142	172	242
40	Risebrough, Doug	247	68	101	169	583
41	Romanchych, Larry	288	68	95	163	100
42	Morris, Derek	343	34	129	163	385
43	Phaneuf, Dion	243	54	105	159	373
44	Bullard, Mike	136	76	81	157	102
45	Savard, Marc	221	60	94	154	158
46	Rautakallio, Pekka	235	33	121	154	122
47	Leiter, Bobby	234	64	81	145	41
48	Bozek, Steve	261	64	79	143	80
49	Tanguay, Alex	159	40	99	139	92
50	Lombardi, Matthew	297	56	81	137	195
51	Russell, Phil	322	29	103	132	469
52	Lavallee, Kevin	212	66	65	131	63
53	Stern, Ron	396	59	66	125	1288
54	Bridgman, Mel	142	45	80	125	197

	PLAYER	GP	G	A	PTS	PIM
55	Regehr, Robyn	581	25	96	121	591
56	Tonelli, John	161	40	76	116	164
57	Kea, Ed	316	22	92	114	283
58	Pronovost, Jean	155	52	58	110	42
59	Hunter, Tim	545	49	59	108	2405
60	Nylander, Michael	168	34	74	108	54
61	Eloranta, Kari	255	12	96	108	149
62	Lever, Don	113	48	58	106	66
63	Kromm, Richard	189	43	61	104	90
64	Richard, Jacques	215	57	46	103	108
65	Konroyd, Steve	350	18	83	101	386
66	McCreary, Keith	231	49	50	99	91
67	Quinn, Pat	374	12	87	99	555
68	Hislop, Jamie	215	37	61	98	65
69	Yelle, Stephane	339	31	65	96	174
70	Lalonde, Bobby	155	38	56	94	54
71	Hrdina, Jiri	157	36	58	94	63
72	Eaves, Mike	117	28	65	93	30
73	Lydman, Toni	289	19	74	93	140
74	Mulhern, Richard	207	25	67	92	153
75	Graves, Hilliard	172	37	54	91	63
76	Ecclestone, Tim	220	28	62	90	92
77	Gelinis, Martin	157	38	49	87	121
78	Shantz, Jeff	256	33	53	86	151
79	Gould, John	194	35	50	85	47
80	McCrimmon, Brad	231	16	67	83	274
81	McAmmond, Dean	137	38	43	81	78
82	Cassels, Andrew	151	29	52	81	50
83	Phillipoff, Harold	118	26	53	79	241
84	Murdoch, Bob	262	16	63	79	202
85	Shand, Dave	288	14	63	77	324
86	Saprykin, Oleg	187	29	47	76	132
87	Zalapski, Zarley	178	21	55	76	220
88	Chiasson, Steve	168	15	59	74	133
89	Berezan, Perry	152	31	42	73	154
90	Wilm, Clarke	303	31	42	73	250
91	Amonte, Tony	161	24	48	72	83
92	Clark, Chris	278	35	36	71	363
93	Kobasew, Chuck	210	34	37	71	160
94	Albelin, Tommy	339	12	59	71	92
95	MacLellan, Brian	134	35	35	70	95
96	Patrick, James	217	14	56	70	82
97	Lowry, Dave	193	31	38	69	131
98	Gibbs, Barry	208	13	55	68	218
99	Stewart, John	142	35	32	67	71
100	Leopold, Jordan	214	15	52	67	104
101	Wiemer, Jason	252	34	32	66	567
102	Donovan, Shean	175	28	37	65	161
103	Hamrlík, Roman	126	14	50	64	144
104	Musil, Frank	335	18	45	63	505
105	Ference, Andrew	224	10	53	63	210
106	Nattress, Ric	226	9	53	62	204
107	Hunter, Mark	133	34	26	60	358
108	Gagner, Dave	82	27	33	60	48

FLAMES CAREER SCORING

	PLAYER	GP	G	A	PTS	PIM
109	Reinprecht, Steve	96	17	41	58	28
110	Gauthier, Denis	384	13	45	58	515
111	Walz, Wes	92	17	39	56	27
112	Yawney, Trent	274	11	45	56	368
113	McCarthy, Sandy	276	30	25	55	730
114	Murzyn, Dana	201	16	39	55	404
115	Baxter, Paul	209	16	39	55	568
116	Tambellini, Steve	120	34	20	54	20
117	Boldirev, Ivan	65	22	32	54	26
118	Kruse, Paul	246	24	29	53	614
119	Drury, Chris	80	23	30	53	33
120	McInnis, Marty	91	23	30	53	42
121	Hulse, Cale	277	10	43	53	449
122	Hull, Brett	57	27	24	51	12
123	Hoglund, Jonas	118	25	24	49	28
124	Rochefort, Leon	110	19	30	49	23
125	Flett, Bill	102	27	21	48	36
126	St. Sauveur, Claude	79	24	24	48	23
127	Sullivan, Mike	205	20	28	48	54
128	Lemieux, Jean	140	10	38	48	35
129	Petit, Michel	134	8	40	48	243
130	Sheehy, Neil	222	13	34	47	725
131	Nazarov, Andrei	112	15	31	46	108
132	Bourgeois, Charles	162	12	34	46	430
133	Jackson, Jim	107	15	30	45	20
134	Price, Noel	199	5	40	45	160
135	Harvey, Buster	80	17	27	44	16
136	Marsh, Brad	257	3	41	44	317
137	Domenichelli, Hnat	96	20	23	43	31
138	Ribble, Pat	203	12	31	43	188
139	Nilson, Marcus	194	19	23	42	77
140	Johansson, Roger	150	8	34	42	157
141	Simpson, Bobby	127	23	18	41	94
142	Kisio, Kelly	63	14	27	41	34
143	Meehan, Gerry	62	11	30	41	8
144	Hextall, Bryan	114	20	20	40	117
145	Ward, Ed	215	16	24	40	284
146	Kryskow, Dave	79	15	25	40	65
147	Millen, Corey	92	15	25	40	42
148	Hindmarch, Dave	98	21	17	38	25
149	Labraaten, Dan	70	19	19	38	19
150	Niedermayer, Rob	111	14	24	38	91
151	Hicke, Ernie	58	14	23	37	37
152	Warrener, Rhett	231	11	26	37	239
153	Matteau, Stephane	82	16	19	35	112
154	Aucoin, Adrian	76	10	25	35	37
155	Laurence, Red	59	14	20	34	6
156	Kravchuk, Igor	115	4	30	34	23
157	Vernon, Mike	(G) 526	0	34	34	192
158	Unger, Garry	79	17	16	33	39
159	Rota, Darcy	57	19	13	32	70
160	Cavallini, Gino	54	13	17	30	40
161	Lindsay, Bill	132	9	21	30	183
162	Simpson, Todd	214	4	26	30	500

	PLAYER	GP	G	A	PTS	PIM
163	Cyr, Denis	66	14	15	29	13
164	Bradley, Brian	45	10	19	29	16
165	Dahl, Kevin	179	7	22	29	149
166	Lindberg, Chris	79	11	17	28	35
167	Moss, David	82	14	15	29	22
168	Nichol, Scott	128	13	14	27	256
169	McAdam, Gary	46	12	15	27	18
170	Simon, Chris	85	11	16	27	119
171	Berube, Craig	234	10	17	27	628
172	Keczmer, Dan	98	3	23	26	72
173	Kennedy, Sheldon	71	10	15	25	81
174	MacMillan, Bill	78	10	15	25	52
175	Carriere, Larry	100	6	18	24	112
176	Leeman, Gary	59	11	12	23	37
177	Corbet, Rene	68	9	14	23	70
178	Boughner, Bob	148	5	18	23	293
179	Ramage, Rob	80	4	19	23	193
180	Dahlquist, Chris	151	4	18	22	118
181	Gavey, Aaron	67	9	12	21	58
182	Petrovicky, Ronald	107	9	12	21	139
183	Bouchard, Joel	126	9	12	21	106
184	Smith, Steve	102	1	20	21	139
185	Ritchie, Byron	109	12	8	20	137
186	Hlushko, Todd	76	7	13	20	84
187	Morrison, Lew	130	7	13	20	19
188	Wright, Jamie	63	6	14	20	32
189	St. Louis, Martin	69	4	16	20	32
190	Zaharko, Miles	71	1	19	20	26
191	Cowan, Jeff	83	14	5	19	130
192	McDonough, Al	35	10	9	19	15
193	Ashton, Brent	32	8	11	19	41
194	Sweeney, Tim	53	8	11	19	12
195	Glynn, Brian	68	5	14	19	87
196	Begin, Steve	123	11	7	18	192
197	Redmond, Dick	42	7	11	18	16
198	Habscheid, Marc	46	7	11	18	42
199	Torgaev, Pavel	50	6	12	18	18
200	Eriksson, Anders	61	1	17	18	36
201	Christoff, Steve	45	9	8	17	62
202	Primeau, Wayne	70	6	11	17	36
203	Giordano, Mark	55	7	9	16	44
204	Boyd, Dustin	61	9	7	16	10
205	Forslund, Tomas	44	5	11	16	12
206	Huscroft, Jamie	109	3	13	16	279
207	Racine, Yves	46	1	15	16	24
208	Bouchard, Dan	(G) 398	0	16	16	146
209	Jalonen, Kari	34	9	6	15	4
210	Dubinsky, Steve	84	4	11	15	18
211	Fox, Greg	80	1	14	15	95
212	Lemelin, Rejean	(G) 324	0	15	15	53
213	Mokosak, Carl	42	7	7	14	87
214	Evason, Dean	67	7	7	14	38
215	Dowd, Jim	48	6	8	14	12
216	Lundmark, Jamie	51	4	10	14	51

FLAMES CAREER SCORING

	PLAYER	GP	G	A	PTS	PIM
217	Dunn, Richie	80	3	11	14	47
218	Henderson, Paul	30	7	6	13	6
219	Arnason, Chuck	33	7	6	13	13
220	McCarty, Darren	99	7	6	13	175
221	DeGray, Dale	28	6	7	13	29
222	Allison, Jamie	101	3	10	13	163
223	O'Sullivan, Chris	49	2	11	13	14
224	Plager, Bill	76	2	11	13	92
225	Friesen, Jeff	72	6	6	12	34
226	Fenton, Paul	31	5	7	12	10
227	Drury, Ted	34	5	7	12	26
228	Wilson, Bert	50	5	7	12	94
229	Buzek, Petr	76	4	8	12	28
230	Bialowas, Dwight	48	3	9	12	22
231	Sloan, Blake	74	2	10	12	32
232	Smith, Brad	49	7	4	11	69
233	Paslawski, Greg	28	6	5	11	2
234	Tkaczuk, Daniel	19	4	7	11	14
235	Carr, Gene	30	3	8	11	6
236	Priakin, Sergei	46	3	8	11	2
237	Krivokrasov, Sergei	12	1	10	11	4
238	Picard, Noel	57	1	10	11	53
239	Meredith, Greg	36	6	4	10	8
240	Johansson, Andreas	28	3	7	10	14
241	Nystrom, Eric	46	3	7	10	48
242	Dollas, Bobby	49	3	7	10	28
243	Kyte, Jim	63	0	10	10	260
244	Turek, Roman (G)	152	0	10	10	18
245	Fotiu, Nick	51	5	4	9	166
246	Lapointe, Claude	32	4	5	9	20
247	Johansson, Mathias	46	4	5	9	12
248	Montador, Steve	94	4	5	9	201
249	Gratton, Norm	29	3	6	9	12
250	McKendry, Alex	36	3	6	9	19
251	Brown, Arnie	63	3	6	9	46
252	Murray, Bob	104	3	6	9	56
253	Stiles, Tony	30	2	7	9	20
254	Osiecki, Mark	50	2	7	9	24
255	Shannon, Darryl	27	1	8	9	22
256	Paradise, Bob	89	1	8	9	116
257	Kidd, Trevor (G)	178	0	9	9	12
258	Deadmarsh, Butch	61	7	1	8	97
259	Lemieux, Jocelyn	20	4	4	8	10
260	Nieminen, Ville	19	3	5	8	18
261	Godynyuk, Alexander	33	3	5	8	23
262	Betts, Blair	35	3	5	8	12
263	Courteau, Yves	18	2	5	7	4
264	Bergqvist, Jonas	22	2	5	7	10
265	Werenka, Brad	45	2	5	7	37
266	Schlegel, Brad	26	1	6	7	4
267	Guy, Kevan	42	0	7	7	33
268	Sarich, Cory	80	2	5	7	135
269	Murray, Marty	26	3	3	6	6
270	Roche, Dave	38	3	3	6	49

	PLAYER	GP	G	A	PTS	PIM
271	Dingman, Chris	72	3	3	6	166
272	Skrudland, Brian	16	2	4	6	10
273	Viitakoski, Vesa	23	2	4	6	8
274	Harris, Ron	24	2	4	6	8
275	Gratton, Benoit	24	1	5	6	24
276	Churla, Shane	34	1	5	6	158
277	Green, Josh	36	2	4	6	24
278	Simard, Martin	37	1	5	6	172
279	Zyuzin, Andrei	49	1	5	6	30
280	Riggin, Pat (G)	119	0	6	6	11
281	MacDonald, Craig	25	3	2	5	8
282	Young, C.J.	28	3	2	5	20
283	Oliwa, Krzysztof	65	3	2	5	247
284	Coxe, Craig	7	2	3	5	32
285	Ingarfield, Earl, Jr.	17	2	3	5	6
286	Harkins, Todd	20	2	3	5	29
287	Hentunen, Jukka	28	2	3	5	4
288	Smyth, Greg	42	2	3	5	110
289	Leclerc, Mike	15	1	4	5	8
290	Talafous, Dean	18	1	4	5	13
291	Volcan, Mickey	19	1	4	5	18
292	Johnson, Terry	24	1	4	5	71
293	Sabourin, Ken	27	1	4	5	72
294	Borschevsky, Nikolai	8	0	5	5	0
295	Stuart, Brad	27	0	5	5	18
296	Reese, Jeff (G)	39	0	5	5	16
297	Holt, Randy	56	0	5	5	174
298	Myre, Phil (G)	211	0	5	5	23
299	Kiprusoff, Miikka (G)	262	0	5	5	35
302	Featherstone, Glen	13	1	3	4	19
303	Bureau, Marc	19	1	3	4	8
304	Regehr, Richie	20	1	3	4	6
305	Sutter, Ron	21	1	3	4	12
306	Hay, Dwayne	49	1	3	4	16
307	Engblom, Brian	32	0	4	4	28
308	Bowness, Rick	33	0	4	4	29
309	Seiling, Rod	36	0	4	4	12
310	Smith, Mark	54	1	3	4	59
311	Roloson, Dwayne (G)	70	0	4	4	12
312	Tabaracci, Rick (G)	97	0	4	4	22
313	Varlamov, Sergei	8	3	0	3	0
314	Gould, Bob	20	3	0	3	4
315	Eakin, Bruce	9	2	1	3	4
316	Markwart, Nevin	10	2	1	3	25
317	Sarault, Yves	11	2	1	3	4
318	Andersson, Erik	12	2	1	3	8
319	May, Alan	7	1	2	3	13
320	McTavish, Dale	9	1	2	3	2
321	Kohn, Ladislav	12	1	2	3	4
322	Rioux, Pierre	14	1	2	3	4
323	DuPont, Micki	18	1	2	3	6
324	Marchment, Bryan	37	1	2	3	75
325	Bassen, Bob	41	1	2	3	35
326	Esau, Len	7	0	3	3	7

FLAMES CAREER SCORING


	PLAYER	GP	G	A	PTS	PIM
327	Dwyer, Mike	9	0	3	3	4
328	Pankewicz, Greg	17	0	3	3	20
329	Mohns, Doug	28	0	3	3	10
330	Belak, Wade	72	0	3	3	218
331	Brathwaite, Fred (G)	138	0	3	3	45
332	Edwards, Don (G)	114	0	3	3	6
333	Haas, David	2	1	1	2	7
334	Sweeney, Bob	6	1	1	2	6
335	Greig, Mark	8	1	1	2	2
336	Byers, Jerry	12	1	1	2	9
337	Stefaniw, Morris	13	1	1	2	2
338	Landry, Eric	15	1	1	2	4
339	Wappel, Gord	20	1	1	2	10
340	Lessard, Rick	7	0	2	2	2
341	Korn, Jim	9	0	2	2	26
342	Loyns, Lynn	12	0	2	2	2
343	Morgan, Jason	13	0	2	2	2
344	Brigley, Travis	19	0	2	2	6
345	Vandermeer, James	22	0	2	2	41
346	Hanson, Keith	25	0	2	2	77
347	Dadswell, Doug (G)	27	0	2	2	2
348	Ketter, Kerry	41	0	2	2	58
349	Wamsley, Rick (G)	111	0	2	2	12
350	Hale, David	69	0	2	2	56
351	O'Flaherty, Gerry	1	1	0	1	2
352	Botterill, Jason	6	1	0	1	2
353	Chernomaz, Richard	14	1	0	1	6
354	Lemieux, Richard	1	0	1	1	0
355	Bolduc, Dan	2	0	1	1	0
356	Botting, Cam	2	0	1	1	0
357	Malgunas, Stewart	4	0	1	1	2
358	Sabourin, Dany (G)	4	0	1	1	0
359	Zemlak, Richard	5	0	1	1	42
360	Helenius, Sami	7	0	1	1	8
361	Larose, Guy	7	0	1	1	4
362	Miller, Brad	8	0	1	1	14
363	Andersson, Niklas	11	0	1	1	4
364	Norwood, Lee	16	0	1	1	16
365	Eakins, Dallas	17	0	1	1	11
366	Moss, Tyler (G)	17	0	1	1	0
367	Commodore, Mike	18	0	1	1	44
368	Lakovic, Sasha	19	0	1	1	54
369	Giguere, JS (G)	22	0	1	1	6
370	Fata, Rico	27	0	1	1	10
371	Wregget, Ken (G)	27	0	1	1	8
372	Charron, Eric	35	0	1	1	55
373	McLennan, Jamie (G)	57	0	1	1	34
374	Bartel, Robin	1	0	0	0	0
375	Dome, Robert	1	0	0	0	0
376	Heaphy, Shawn	1	0	0	0	0
377	Lamb, Mark	1	0	0	0	0
378	Lebeau, Patrick	1	0	0	0	0
379	Maki, Tomi	1	0	0	0	0
380	Olsen, Darryl	1	0	0	0	0

	PLAYER	GP	G	A	PTS	PIM
381	Schulte, Paxton	1	0	0	0	2
382	Sharples, Scott (G)	1	0	0	0	0
383	Skalde, Jarrod	1	0	0	0	0
384	Turnbull, Randy	1	0	0	0	2
385	Whitmore, Kay (G)	1	0	0	0	0
386	Ahola, Peter	2	0	0	0	0
387	Bucyk, Randy	2	0	0	0	0
388	Christie, Ryan	2	0	0	0	0
389	Curtale, Tony	2	0	0	0	0
390	Freer, Mark	2	0	0	0	4
391	Hogoboom, Bill	2	0	0	0	0
392	Letang, Alan	2	0	0	0	0
393	Mercredi, Vic	2	0	0	0	0
394	Mrozik, Rick	2	0	0	0	0
395	Muzzatti, Jason (G)	2	0	0	0	0
396	Reiersen, Dave	2	0	0	0	2
397	Sundblad, Niklas	2	0	0	0	0
398	Wilson, Rik	2	0	0	0	0
399	Adduono, Rick	3	0	0	0	2
400	Beaudoin, Serge	3	0	0	0	0
401	Bodak, Bob	3	0	0	0	22
402	Boucher, Bryan (G)	3	0	0	0	0
403	Eisenhut, Neil	3	0	0	0	0
404	Garner, Tyrone (G)	3	0	0	0	0
405	Gorman, Dave	3	0	0	0	0
406	Guenette, Steve (G)	3	0	0	0	2
407	Harrer, Tim	3	0	0	0	2
408	Jantunen, Marko	3	0	0	0	0
409	Nieckar, Barry	3	0	0	0	12
410	Sorochan, Lee	3	0	0	0	0
411	Walker, Howard	3	0	0	0	7
412	Brubaker, Jeff	4	0	0	0	19
413	Germyn, Carsen	4	0	0	0	0
414	Craig, Jim (G)	4	0	0	0	0
415	Grimson, Stu	4	0	0	0	22
416	Hampson, Gord	4	0	0	0	5
417	Martineau, Don	4	0	0	0	2
418	Morrow, Scott	4	0	0	0	0
419	Mottau, Mike	4	0	0	0	0
420	Struch, David	4	0	0	0	4
421	Ference, Brad	5	0	0	0	2
422	Sonnenberg, Martin	5	0	0	0	2
423	Wortman, Kevin	5	0	0	0	2
424	Bernhardt, Tim (G)	6	0	0	0	2
425	Scoville, Darrel	6	0	0	0	2
426	Chorske, Tom	7	0	0	0	2
427	Conacher, Pat	7	0	0	0	2
428	Ferguson, Craig	8	0	0	0	4
429	Sauve, Philippe (G)	8	0	0	0	21
430	Prust, Brandon	10	0	0	0	25
431	Thompson, Rocky	15	0	0	0	86
432	D'Amour, Marc (G)	16	0	0	0	22
433	Belanger, Yves (G)	22	0	0	0	0
434	Fuhr, Grant (G)	23	0	0	0	2

FLAMES CAREER SCORING

	PLAYER	GP	G	A	PTS	PIM
435	Peluso, Mike	23	0	0	0	113
436	Trefilov, Andrei (G)	23	0	0	0	6
437	Ramholt, Tim)	1	0	0	0	0

	PLAYER	GP	G	A	PTS	PIM
438	Keetley, Matt (G)	1	0	0	0	0
439	McElhinney, Curtis (G)	5	0	0	0	0
440	Joseph, Curtis (G)	9	0	0	0	2



In 860 games, Jarome Iginla has scored a franchise record 374 goals and picked up 388 assists, giving him 762 total points. He currently sits third overall on the franchise career scoring list, trailing only Theoren Fleury and Al MacInnis.

FLAMES CAREER GOALTENDERS



Miikka Kiprusoff continues to sit among the Flames goaltending leaders with an impressive career GAA of 2.30

GOALTENDER	GP	MP	W	L	T	GA	SO	GAA	WIN %
McElhinney, Curtis	5	149	0	2	0	5	0	2.00	.000
Kiprusoff, Miikka	262	15,498	145	80	4	594	23	2.30	.561
Turek, Roman	152	8,934	63	68	20	376	12	2.53	.483
Wregget, Ken	27	1,589	10	12	4	67	1	2.53	.462
Brathwaite, Fred	138	7854	51	51	24	332	11	2.54	.500
Joseph, Curtis	9	399	3	2	0	17	0	2.55	.333
McLennan, Jamie	57	3144	17	25	7	143	4	2.73	.298
Tabaracci, Rick	97	5,373	36	42	10	252	4	2.81	.461
Moss, Tyler	17	919	5	10	1	43	0	2.81	.344
Kidd, Trevor	178	9,746	72	66	26	460	10	2.83	.518
Rolason, Dwayne	70	3,823	20	30	11	188	1	2.95	.418
Bouchard, Dan	398	22,853	168	139	75	1,154	20	3.03	.538
Giguere, J.S.	22	1,191	7	10	2	61	0	3.07	.421
Trefilov, Andrei	22	1,086	3	10	3	58	2	3.20	.281
Myre, Phil	211	12,230	76	95	32	654	11	3.21	.453
Wamsley, Rick	111	6,096	53	30	15	326	4	3.21	.617
Vernon, Michael	526	29,650	262	170	13	1613	13	3.26	.601
Sauve, Philippe	8	402	3	3	0	22	0	3.28	.375
Reese, Jeff	39	1,911	17	6	3	108	1	3.39	.712
D'Amour, Marc	15	560	2	4	2	32	0	3.43	.375
Sabouring, Dany	4	169	0	3	0	10	0	3.55	.000
Lemelin, Rejean	324	17,698	144	100	46	1,082	6	3.67	.576
Sharples, Scott	1	65	0	0	1	4	0	3.69	.500
Craig, Jim	4	206	1	2	1	13	0	3.79	.375
Fuhr, Grant	23	1,205	5	13	2	77	0	3.83	.300
Riggin, Pat	119	6,713	51	44	17	434	4	3.88	.531
Guenette, Steve	3	179	2	1	0	12	0	4.02	.667
Edwards, Don	114	6,203	40	49	13	420	2	4.06	.456
Belanger, Yves	22	1,119	8	10	0	76	1	4.08	.444
Dadswell, Doug	27	1,346	8	8	3	99	0	4.41	.500
Bernhardt, Tim	6	280	0	5	0	21	0	4.50	.000
Boucher, Brian	3	182	1	2	0	15	0	4.95	.333
Garner, Tyrone	3	139	0	2	0	12	0	5.18	.000
Muzzatti, Jason	2	70	0	1	0	8	0	6.86	.000
Keetley, Matt	1	9	0	0	0	0	0	0.00	.000

FLAMES LIFETIME SHUTOUTS

FOR: 140				AGAINST: 116		
GOALTENDER	SCORE	DATE	TEAM	GOALTENDER	SCORE	DATE
M Vernon	3-0	Apr 11, 1994	ANAHEIM	G Hebert	5-0	Mar 15, 1995
M Kiprusoff	3-0	Apr. 11, 2006		G Hebert	7-0	Dec 20, 1996
M Kiprusoff	3-0	Nov. 10, 2006		G Hebert	1-0	Nov 14, 1998
				J.S. Giguere/S. Shields	4-0	Dec 8, 2001
			ATLANTA	M. Hnilicka	1-0	Jan 11, 2002
D Bouchard	9-0	Mar 9, 1976	BOSTON	J Adams	4-0	Nov 14, 1972
J McLennan	5-0	Dec. 18, 2003		G Cheevers	3-0	Jan 23, 1977
M Kipruoff	3-0	Dec. 17, 2005		B Ranford	6-0	Oct 26, 1986
				B Dafoe	3-0	Oct 18, 1997
D Bouchard	3-0	Jan 9, 1974	BUFFALO	R Crozier	4-0	Nov 17, 1974
R Wamsley	9-0	Nov 5, 1988		B Sauve	4-0	Mar 4, 1981
R Tabaracci	3-0	Oct 6, 1996		D Hasek	2-0	Mar 24, 1998
R Turek	3-0	Oct 31, 2002		M Noronen	2-0	Oct. 18, 2003
P Myre	2-0	Oct 31, 1975	CALIFORNIA / CLEVELAND	G Simmons	3-0	Oct 11, 1974
M Kiprusoff	1-0	Dec. 11, 2003	CAROLINA / HARTFORD	S Burke	2-0	Mar 5, 1997
M. Kiprusoff	3-0	Dec. 5, 2006				
P Myre	2-0	Nov 8, 1974	CHICAGO	T Esposito	7-0	Mar 24, 1973
D Bouchard	2-0	Dec 7, 1975		T Esposito	3-0	Feb 8, 1974
M Vernon	4-0	Nov 30, 1987		T Esposito	4-0	Feb 23, 1975
R Tabaracci	1-0	Mar 27, 1996		T Esposito	3-0	Dec 18, 1977
R Turek	4-0	Oct 6, 2001		M Bannerman	3-0	Oct 11, 1981
R Turek	2-0	Mar 7, 2003		E Belfour	1-0	Mar 16, 1993
				A. Munro	2-0	Jan. 26, 2006
A Trefilov	1-0	Jan 11, 1994	COLORADO / QUEBEC	R Sevigny	4-0	Jan 11, 1985
M Vernon	3-0	Dec 19, 2000		M Denis	4-0	Jan 5, 2000
R Turek	2-0	Nov 10, 2001		D Aebischer	1-0	Mar 29, 2001
M Kiprusoff	2-0	Feb. 24, 2004		D Aebischer	2-0	Jan 24, 2002
M Kipruoff	2-0	Apr. 13, 2006		P Budaj	3-0	Mar. 12, 2006
				J Theodore	2-0	Mar. 24, 2008
F Brathwaite	3-0	Mar 27, 2001	COLUMBUS	R Tugnut	3-0	Mar 14, 2001
J McLennan	3-0	Nov. 1, 2003		M Denis	3-0	Dec. 19, 2002
M Kiprusoff	2-0	Mar. 18, 2004				
M Kiprusoff	1-0	Mar. 4, 2008		F Noreenna	3-0	Mar. 18, 2008
P Myre	5-0	Dec 8, 1976	DALLAS / MINNESOTA	C Maniago	6-0	Oct 18, 1972
T Kidd	6-0	Feb 11, 1995		C Maniago	5-0	Nov 29, 1972
F Brathwaite	1-0	Jan 8, 1999		C Maniago	3-0	Mar 3, 1973
F Brathwaite	0-0	Dec 21, 1999		E Belfour	0-0	Dec 21, 1999
M Kiprusoff	1-0	Mar. 9, 2006		M Turco	2-0	Mar 31, 2001
M Kiprusoff	1-0	Feb. 22, 2008		M Turco	3-0	Nov 29, 2001
				M Turco	4-0	Mar. 22, 2004
D Bouchard	2-0	Dec 13, 1972	DETROIT	R Edwards	1-0	Feb 3, 1973
D Bouchard	2-0	Nov 4, 1973		E Giacomini	8-0	Mar 27, 1976
D Bouchard	4-0	Mar 10, 1974		E Giacomini	0-0	Nov 7, 1976
P Myre	0-0	Nov 7, 1976		C Osgood	3-0	Oct 27, 1995
R Lemelin	10-0	Jan 15, 1981		C Osgood	4-0	Feb 19, 1997
M Vernon	7-0	Jan 5, 1991		C Osgood	2-0	Oct 18, 1998
M Vernon	3-0	Dec 14, 1992		C Joseph	4-0	Oct. 21, 2002
M Vernon	2-0	Dec 10, 2001		C Joseph	5-0	Nov. 19, 2002
				C Joseph	3-0	Nov. 4, 2003
J Reese	4-0	Oct 25, 1992	EDMONTON	B Ranford	6-0	Jan 8, 1989
R Turek	1-0	Oct 3, 2001		T Salo	7-0	Jan 19, 2000
R Turek	2-0	Apr 12, 2002		T Salo	2-0	Nov 19, 2000
J McLennan	1-0	Oct. 14, 2003		M Garon	5-0	Feb. 4, 2008
M Kiprusoff	3-0	Oct. 15, 2005				
M Kiprusoff	4-0	Jan. 20, 2007				
R Tabaracci	2-0	Jan 6, 1996	FLORIDA	J Hurme	3-0	Nov. 9, 2002
D Bouchard	5-0	Jan 17, 1975	LOS ANGELES	R Vachon	3-0	Dec 8, 1973
R Lemelin	7-0	Mar 3, 1985		R Vachon	3-0	Jan 13, 1976
D Edwards	3-0	Mar 29, 1985		K Hrudey	4-0	Oct 15, 1992
R Lemelin	5-0	Dec 12, 1985		S Fiset	0-0	Oct 26, 1996
R Wamsley	5-0	Oct 25, 1989		J Storr	3-0	Jan 14, 1999
R Wamsley	5-0	Mar 5, 1990		J Storr	5-0	Jan 6, 2001
T Kidd	0-0	Oct 26, 1996		F Potvin	2-0	Feb 22, 2001
D Roloson	2-0	Nov 28, 1996				
F Brathwaite	3-0	Jan 25, 2001				
R Turek	2-0	Dec 3, 2001				
M Vernon	1-0	Nov 8, 2000	MINNESOTA	M Fernandez	3-0	Mar 31, 2003
M Kiprusoff	3-0	Nov. 1, 2005		D Roloson	3-0	Nov. 7, 2003
M Kiprusoff	3-0	Jan. 9, 2007				
M Kiprusoff	1-0 SO	Mar. 27, 2007				
M Vernon	3-0	Nov 9, 1986	MONTREAL	K Dryden	3-0	Oct 12, 1972
				B Larocque	2-0	Dec 2, 1974
				K Dryden	4-0	Nov 25, 1975
				K Dryden	7-0	Jan 2, 1977
				B Larocque	6-0	Jan 25, 1979
				D Herron	4-0	Dec 18, 1980
				P Roy	4-0	Nov 11, 1995

FLAMES LIFETIME SHUTOUTS

GOALTENDER	SCORE	DATE	TEAM	GOALTENDER	SCORE	DATE
M Vernon	3-0	Dec 7, 2000	NASHVILLE	M Dunham	4-0	Apr 5, 2001
R Turek	3-0	Dec 17, 2002		M Dunham	1-0	Oct 11, 2001
R Turek	4-0	Jan. 22, 2004		C Mason	3-0	Jan. 15, 2008
M. Kiprusoff	3-0	Nov. 1, 2004				
P Myre	1-0	Nov 20, 1974	NEW JERSEY COLORADO / KANSAS CITY	M Dunham	5-0	Dec 16, 1996
D Bouchard	4-0	Mar 2, 1975		M Brodeur	1-0 OT	Dec. 23, 2007
P Riffin	11-0	Apr 1, 1982				
D Edwards	7-0	Mar 14, 1983				
P Myre	4-0	Nov 16, 1972	NY ISLANDERS	B Smith	2-0	Oct 17, 1975
P Myre	4-0	Dec 17, 1972		B Smith	7-0	Oct 12, 1976
F Brathwaite	5-0	Dec 2, 1999		B Smith /G. Hogosta	9-0	Nov 1, 1977
F Brathwaite	2-0	Oct 14, 2000		C Resch	5-0	Jan 20, 1981
P Myre	1-0	Mar 14, 1975	NY RANGERS	G Villeneuve	6-0	Feb 4, 1973
D Bouchard	6-0	Apr 1, 1978		J Vanbiesbrouck	4-0	Nov 4, 1991
M Vernon	3-0	Dec 15, 1992		D Blackburn	1-0 OT	Nov 7, 2002
J McLennan	5-0	Jan. 5, 2004				
A Trefilov	10-0	Jan 15, 1994	OTTAWA	P Lalime	1-0	Jan 9, 2003
M Kiprusoff	1-0	Oct. 12, 2006				
D Bouchard	3-0	Nov 1, 1978	PHILADELPHIA	B Parent	1-0	Jan 13, 1974
D Bouchard	5-0	Jan 16, 1979		B Parent	4-0	Nov 20, 1977
R Lemelin	5-0	Feb 16, 1987		P Peeters	8-0	Oct 28, 1980
M Vernon	6-0	Dec 4, 1993		B Froese	3-0	Jan 12, 1986
T Kidd	1-0	Oct 13, 1996		D Roussel	3-0	Feb 27, 1992
M Kiprusoff	1-0 L/SO	Dec. 6, 2005		A Niittymaki	1-0 L/SO	Dec. 6, 2005
D Bouchard	8-0	Nov 6, 1979		D Berthiaume	9-0	Feb 3, 1988
R Riffin	2-0	Jan 8, 1980		B Essensa	1-0	Feb 26, 1989
R Turek	2-0	Mar 24, 2003	PHOENIX / WINNIPEG	C Joseph	2-0	Oct. 17, 2005
R Turek	4-0	Mar. 24, 2004				
M Kiprusoff	1-0	Mar. 31, 2004				
D Bouchard	1-0	Jan 18, 1978	PITTSBURGH	J Hedberg	2-0	Dec 21, 2002
D Bouchard	2-0	Nov 3, 1978				
P Riffin	4-0	Jan 16, 1982				
M Vernon	2-0	Mar 12, 1994	SAN JOSE	M Vernon / K Hrudef	6-0	Apr 7, 1998
T Kidd	3-0	Feb 24, 1995		E Nabokov	8-0	Dec 4, 2000
R Tabaracci	6-0	Apr 12, 1996		E Nabokov	2-0	Feb 6, 2002
F Brathwaite	3-0	Apr 1, 2000				
F Brathwaite	1-0	Jan 3, 2001				
M Kiprusoff	2-0	Mar. 4, 2006				
D Bouchard	1-0	Oct 13, 1973	ST LOUIS	E Johnston	9-0	Nov 2, 1974
D Bouchard	1-0	Dec 4, 1976		Y Belanger	3-0	Mar 11, 1975
D Bouchard	3-0	Oct 27, 1979		M Liut	7-0	Nov 10, 1981
R Turek/M Vernon	2-0	Nov 17, 2001		G Fuhr	2-0	Nov 16, 1996
R Turek	3-0	Mar. 14, 2004		B Johnson	4-0	Dec 15, 2001
M Kiprusoff	3-0	Nov. 14, 2006		T Barrasso	1-0	Nov 16, 2002
				M Legace	3-0	Nov. 25, 2007
T Kidd	10-0	Jan 2, 1996	TAMPA BAY	D Puppa	4-0	Feb 24, 1994
D Bouchard	1-0	Jan 12, 1973	TORONTO	M Palmateer	4-0	Nov 9, 1977
D Bouchard	3-0	Apr 2, 1975		D Puppa	4-0	Mar 28, 1993
Y Belanger	3-0	Dec 31, 1977				
T Kidd	4-0	Dec 27, 1995				
T Kidd	3-0	Feb 15, 1997				
F Brathwaite	4-0	Jan 15, 2000				
M Kiprusoff	1-0	Jan. 6, 2006				
D Bouchard	2-0	Dec 7, 1973	VANCOUVER	E Dyck	5-0	Feb 16, 1973
M Vernon	4-0	Feb 21, 1986		G Smith	3-0	Oct 23, 1973
R Lemelin	2-0	Feb 24, 1987		G Smith	3-0	Mar 15, 1974
R Wamsley	2-0	Dec 15, 1988		G Hanlon	3-0	Dec 5, 1978
T Kidd	2-0	Mar 26, 1995		R Brodeur	5-0	Nov 18, 1986
T Kidd	4-0	Mar 23, 1996		K McLean	11-0	Mar 1, 1992
T Kidd	3-0	Feb 1, 1997		K McLean	5-0	Apr 13, 1996
F Brathwaite	2-0	Dec 26, 1999		G Snow	2-0	Apr 12, 1999
F Brathwaite	5-0	Dec 29, 2000		P Skudra	2-0	Jan 26, 2002
M Kiprusoff	1-0	Nov. 5, 2005		D Cloutier	3-0	Oct 10, 2002
				D Cloutier	2-0	Dec. 26, 2003
P Myre	3-0	Jan 5, 1975	WASHINGTON	R Tabaracci	0-0	Oct 30, 1998
P Myre	5-0	Mar 23, 1975				
P Myre	7-0	Nov 3, 1976				
P Riffin	3-0	Feb 21, 1980				
R Lemelin	6-0	Jan 8, 1981				
K Wregget	0-0	Oct 30, 1998				
M Kiprusoff	1-0	Mar. 4, 2008	LAST SHUTOUT	J Theodore	2-0	Mar. 24, 2008

153 games
Mar 14, 1983 through Mar 3, 1985

LONGEST TIME BETWEEN
SHUTOUTS Nov 12, 1981 through Jan 11, 1985 (NHL RECORD)

GAMES SINCE
LAST SHUTOUT

FLAMES LIFETIME HOME AND AWAY VS NHL

HOME

FLAMES VS	GP	W	L	T	OTL	SOL	GF	GA	PTS	%
Anaheim Ducks	31	20	10	1	0	0	90	71	41	0.661
Atlanta Thrashers	4	4	0	0	0	0	18	7	8	1.000
Boston Bruins	45	19	22	4	0	0	163	154	42	0.467
Buffalo Sabres	47	18	18	11	0	0	156	147	47	0.500
Carolina Hurricanes	30	22	6	2	0	0	143	92	46	0.767
Calgary Flames	14	9	3	0	1	1	39	27	20	0.714
Chicago Blackhawks	69	31	24	13	0	1	214	203	76	0.551
Columbus Blue Jackets	13	8	4	1	0	0	51	34	17	0.654
Colorado Avalanche	59	28	19	10	2	0	205	173	68	0.576
Dallas Stars	68	36	16	14	2	0	221	166	88	0.647
Detroit Red Wings	66	38	21	6	0	1	240	187	83	0.629
Edmonton Oilers	93	51	32	9	0	1	359	297	112	0.602
Florida Panthers	9	5	3	1	0	0	26	24	11	0.611
Los Angeles Kings	100	60	28	12	0	0	437	325	132	0.660
Minnesota Wild	22	16	2	4	0	0	61	43	36	0.818
Montreal Canadiens	50	17	26	7	0	0	149	166	41	0.410
New Jersey Devils	43	28	6	8	1	0	184	112	65	0.756
New York Islanders	18	8	5	4	1	0	51	41	21	0.583
New York Rangers	50	24	14	11	0	1	176	149	60	0.600
Nashville Predators	50	28	11	11	0	0	220	151	67	0.670
Ottawa Senators	12	7	4	1	0	0	40	26	15	0.625
Philadelphia Flyers	53	25	19	9	0	0	210	175	59	0.557
Phoenix Coyotes	77	43	24	10	0	0	315	240	96	0.623
Pittsburgh Penguins	47	27	11	8	0	1	206	142	63	0.670
San Jose Sharks	38	22	12	4	0	0	135	105	48	0.632
St. Louis Blues	68	35	26	7	0	0	224	191	77	0.566
Tampa Bay Lightning	11	6	4	0	1	0	34	27	13	0.591
Toronto Maple Leafs	62	35	22	5	0	0	240	195	75	0.605
Vancouver Canucks	110	63	31	15	1	0	421	313	142	0.645
Washington Capitals	39	24	8	7	0	0	159	97	55	0.705
TOTALS	1398	575	431	195	9	6	5187	4080	1724	0.487

ROAD

FLAMES VS	GP	W	L	T	OTL	SOL	GF	GA	PTS	%
Anaheim Ducks	32	8	16	8	0	0	80	104	24	0.375
Atlanta Thrashers	5	0	4	1	0	0	9	14	1	0.100
Boston Bruins	48	13	29	6	0	0	132	168	32	0.333
Buffalo Sabres	46	13	26	6	0	1	133	191	33	0.359
Carolina Hurricanes	29	14	10	5	0	0	107	94	33	0.569
Calgary Flames	14	4	9	0	0	1	29	40	9	0.321
Chicago Blackhawks	67	26	27	13	1	0	197	211	66	0.493
Columbus Blue Jackets	13	7	3	3	0	0	43	33	17	0.654
Colorado Avalanche	59	21	25	12	0	1	188	212	55	0.466
Dallas Stars	68	23	33	12	0	0	209	245	58	0.426
Detroit Red Wings	65	19	36	10	0	0	191	242	48	0.369
Edmonton Oilers	93	35	46	11	1	0	295	333	82	0.441
Florida Panthers	10	5	3	2	0	0	23	22	12	0.600
Los Angeles Kings	97	39	47	10	0	1	335	357	89	0.459
Minnesota Wild	23	11	8	2	0	2	44	51	26	0.565
Montreal Canadiens	47	12	27	8	0	0	116	168	32	0.340
New Jersey Devils	46	28	15	3	0	0	166	129	59	0.641
New York Islanders	19	5	13	1	0	0	42	68	11	0.289
New York Rangers	52	17	26	9	0	0	145	194	43	0.413
Nashville Predators	53	23	23	7	0	0	186	182	53	0.500
Ottawa Senators	11	3	5	3	0	0	25	27	9	0.409
Philadelphia Flyers	52	15	33	3	0	1	137	199	34	0.327
Phoenix Coyotes	76	29	34	12	1	0	259	278	71	0.467
Pittsburgh Penguins	45	11	24	10	0	0	136	169	32	0.356
San Jose Sharks	40	20	15	4	0	1	119	118	45	0.563
St. Louis Blues	70	28	32	9	0	1	216	243	66	0.471
Tampa Bay Lightning	11	5	5	1	0	0	41	37	11	0.500
Toronto Maple Leafs	54	18	28	7	1	0	193	207	44	0.407
Vancouver Canucks	111	50	39	19	3	0	364	377	122	0.550
Washington Capitals	42	14	22	6	0	0	141	156	34	0.405
TOTALS	1357	494	647	191	18	8	2160	4719	1205	0.444

*Includes games vs Winnipeg

**Includes games vs Minnesota

***Includes games vs Kansas City & Colorado

****Includes games vs Quebec

*****Includes games vs California

*****Includes games vs Hartford

FLAMES LIFETIME HOME AND AWAY VS NHL

OVERALL

FLAMES VS	GP	W	L	T	OTL	SOL	GF	GA	PTS	%
Anaheim Ducks	63	28	26	9	0	0	170	175	65	0.516
Atlanta Thrashers	9	4	4	1	0	0	27	21	9	0.500
Boston Bruins	93	32	51	10	0	0	295	322	74	0.398
Buffalo Sabres	93	31	44	17	0	1	289	338	80	0.430
Carolina Hurricanes	59	36	16	7	0	0	250	186	79	0.669
Calgary Flames	28	13	12	0	1	2	68	67	29	0.518
Chicago Blackhawks	136	57	51	26	1	1	411	414	142	0.522
Columbus Blue Jackets	26	15	7	4	0	0	94	67	34	0.654
Colorado Avalanche	118	49	44	22	2	1	393	385	123	0.521
Dallas Stars	136	59	49	26	2	0	430	411	146	0.537
Detroit Red Wings	131	57	57	16	0	1	431	429	131	0.500
Edmonton Oilers	186	86	78	20	1	1	654	630	194	0.522
Florida Panthers	19	10	6	3	0	0	49	46	23	0.605
Los Angeles Kings	197	99	75	22	0	1	772	682	221	0.561
Minnesota Wild	45	27	10	6	0	2	105	94	62	0.689
Montreal Canadiens	97	29	53	15	0	0	265	334	73	0.376
New Jersey Devils	89	56	21	11	1	0	350	241	124	0.697
New York Islanders	37	13	18	5	1	0	93	109	32	0.432
New York Rangers	102	41	40	20	0	1	321	343	103	0.505
Nashville Predators	103	51	34	18	0	0	406	333	120	0.583
Ottawa Senators	23	10	9	4	0	0	65	53	24	0.522
Philadelphia Flyers	105	40	52	12	0	1	347	374	93	0.443
Phoenix Coyotes	153	72	58	22	1	0	574	518	167	0.546
Pittsburgh Penguins	92	38	35	18	0	1	342	311	95	0.516
San Jose Sharks	78	42	27	8	0	1	254	223	93	0.596
St. Louis Blues	138	63	58	16	0	1	440	434	143	0.518
Tampa Bay Lightning	22	11	9	1	1	0	75	64	24	0.545
Toronto Maple Leafs	116	53	50	12	1	0	433	402	119	0.513
Vancouver Canucks	221	113	70	34	4	0	785	690	264	0.597
Washington Capitals	81	38	30	13	0	0	300	253	89	0.549
TOTALS	2796	1273	1094	398	16	15	9488	8949	2975	0.532

*Includes games vs Winnipeg**Includes games vs Minnesota***Includes games vs Kansas City & Colorado

****Includes games vs Quebec*****Includes games vs California*****Includes games vs Hartford



FLAMES ALL TIME TEAM RECORDS

LONGEST STREAKS:

Winning: 10 Games
Oct 14 through Nov 3, 1978.

Losing: 11 Games
Dec 14, 1985 through Jan 7, 1986.

Unbeaten: 13 Games
Nov 10 through Dec 8, 1988.

Winless: 11 Games
Dec 14, 1985 through Jan 7, 1986.

Home Winning: 10 Games
November 7 through December 12, 2006.

Home Losing: 6 Games
Dec 5 through Dec 31, 1998.

Home Unbeaten: 18 Games
Dec 29, 1990 through Mar 14, 1991.

Home Winless: 10 Games
Oct 21 through Dec 4, 2000.

Road Winning: 7 Games
Nov 10 through Dec 4, 1988.

Road Losing: 9 Games
Dec 1, 1985 through Jan 12, 1986.

Road Unbeaten: 9 Games
Feb 20 through Mar 21, 1988;
Nov 11 through Dec 16, 1990.

Road Winless: 13 Games
Feb 3 through Mar 29, 1973.

MOST:

Wins, One Season: 54
1988-89.

Home Wins, One Season: 32
1988-89.

Road Wins, One Season: 22
1987-88; 1988-89.

Road Wins, One Trip: 6
Dec. 9-18, 2007.

TIES NHL RECORD

Losses, One Season: 41
1996-97.

Home Losses, One Season: 20
1998-99.

Road Losses, One Season: 24
1997-98.

Ties, One Season: 19
1977-78.

FEWEST:

Wins, One Season: 25
1972-73.

Home Wins, One Season: 12
2000-01.

Road Wins, One Season: 8
1997-98.

Losses, One Season: 17
1988-89.

Home Losses, One Season: 4
1988-89.

Road Losses, One Season: 12
1987-88.

Ties, One Season: 3
1986-87.

TIES NHL RECORD

MOST:

Points, One Season: 117
1988-89 (54 wins, 9 ties).

Home Points, One Season: 68
1988-89 (32 wins, 4 ties).

Road Points, One Season: 50
1987-88 (22 Wins, 6 Ties).

FEWEST:

Points, One Season: 65
1972-73 (25 Wins, 15 Ties).

Home Points, One Season: 35
2000-01 (12 Wins, 9 Ties, 2 OTL).

Road Points, One Season: 25
1997-98 (8 wins, 9 ties).

MOST:

Goals For, One Season: 397
1987-88.

Home Goals For, One Season: 217
1987-88.

Road Goals For, One Season: 180
1987-88.

50-Goal Scorers, One Season: 2
1987-88 (Nieuwendyk, Loob);
1988-89 (Nieuwendyk, Mullen).

40-Goal Scorers, One Season: 4
1987-88 (Nieuwendyk, Loob, Bullard, Mullen).

TIES NHL RECORD

30-Goal Scorers, One Season: 4
1981-82 (McDonald, Bridgman, Lavallee, Peplinski);
1983-84 (Beers, McDonald, Nilsson, Loob);
1987-88 (Nieuwendyk, Loob, Bullard, Mullen);
1989-90 (Nieuwendyk, Roberts, Mullen, Fleury);
1993-94 (Roberts, Reichel, Fleury, Nieuwendyk).

20-Goal Scorers, One Season: 9
1989-90 (Nieuwendyk, Roberts, Mullen, Fleury,
MacInnis, Ranheim, Makarov, Gilmour, MacLellan).

Goals Against, One Season: 345
1981-82.

Home Goals Against, One Season: 154
1985-86.

Road Goals Against, One Season: 204
1981-82.

FEWEST:

Goals For, One Season: 186
2002-03.

Home Goals For, One Season: 93
2003-04.

Road Goals For, One Season: 85
1972-73.

Goals Against, One Season: 176
2003-04.

Home Goals Against, One Season: 73
2005-06.

Road Goals Against, One Season: 91
2003-04.

MOST:

Goals For, One Game: 13
Feb 10, 1993, Flames 13 San Jose 1.

Goals For, One Home Game: 13
Feb 10, 1993, Flames 13 San Jose 1.

Goals For, One Road Game: 11
Jan 25, 1988, Flames 11 Toronto 3.

Goals Against, One Game: 12
Oct 29, 1981, Flames 4 Detroit 12.

Goals Against, One Home Game: 10:
Dec 28, 1978, Flames 4 NY Islanders 10;
Nov 26, 1996, Flames 1 Edmonton 10.

Goals Against, One Road Game: 12
Oct 29, 1981, Flames 4 Detroit 12.

Goals For, One Period: 7
Oct 17, 1988, 3rd period, Flames 11 Los Angeles 4.

Goals Against, One Period: 6
Nov 8, 1981, 3rd period, Flames 4 Chicago 10;
Jan 18, 1983, 1st period, Flames 2 Montreal 7;
Nov 13, 1983, 3rd period, Flames 2 Buffalo 11;
Jan 3, 1984, 1st period, Flames 6 Edmonton 9;
Jan 7, 1984, 3rd period, Flames 1 Los Angeles 7.

Total Goals, One Game: 18
Feb 23, 1991, Flames 10, Quebec 8.

Total Goals, One Period: 10

FLAMES ALL TIME TEAM RECORDS (CON'T)

Jan 16, 1987 at Vancouver (5-9), 1st period, Flames 4, Vancouver 6.

LARGEST:

Winning Margin: 12 Goals

Feb 19, 1993, Flames 13 San Jose 1.

Losing Margin: 11 Goals

Mar 1, 1992, Flames 0 Vancouver 11.

Tie: 8-8

Oct 17, 1989 at Quebec.

Shutout For: 11-0

Apr 1, 1982, Flames 11 Colorado 0.

Shutout Against: 0-11

Mar 1, 1992, Flames 0 Vancouver 11.

MOST:

Power Play Goals, One Season: 109
1987-88.

Power Play Goals, One Game: 5

Jan 15, 1981, Flames 10 Detroit 0;

Apr 4, 1986, Flames 9 Edmonton 3;

Feb 25, 1990, Flames 10 Edmonton 4;

Oct 8, 1992, Flames 7 Edmonton 2.

Power Play Goals, One Game Both Teams: 8

Mar 30, 1988, Flames 7 at

Los Angeles 9, (3-5).

Power Play Goals Against, One Game: 6

Mar 1, 1992, Flames 0 Vancouver 11.

Shorthanded Goals, One Season: 23

1987-88.

Shorthanded Goals Against, One Season: 21

1984-85.

Shorthanded Goals For, One Game: 3

Mar 9, 1991, Flames 8 St. Louis 4;

Oct. 17, 1997, Flames 6 Colorado 5, OT.

Consecutive Games Scoring Shorthanded Goals, For: 4

Nov 13 through Nov 19, 1987, 5 goals.

Consecutive Games Scoring Shorthanded Goals, Against: 4

Apr 9 through Apr 15, 1998, 6 goals.

Consecutive Games Scoring Hat Tricks For: 4

Oct 31 through Nov 5, 1992, Makarov, Nieuwendyk,

Fleury, Leeman.

FASTEST:

Two Goals For: 0:04

Oct 17, 1989 at Quebec, Doug Gilmour at 19:45 and

Paul Ranheim at 19:49, 3rd period.

TIES NHL RECORD

Two Goals For, One Player: 0:06

Mar 22, 1984 vs Detroit, Lanny McDonald

at 16:23 and 16:29, 1st period.

Two Goals For, Both Teams: 0:04

Mar 15, 1977 vs Pittsburgh, Wayne Bianchin (15:31)

and Flames Guy Chouinard (15:35), 3rd period.

Nov 26th, 2006 @ Anaheim, Flames Daymond Langkow

(19:39) and Anaheim Todd Marchant (19:43), 3rd period

Three Goals For: 0:36

Feb 10, 1993 vs San Jose, Suter 0:17, Lindberg 0:40

and Stern 0:53, 3rd period.

Four Goals For: 1:21

Feb 10, 1993 vs San Jose, Fleury 19:32, 2nd;

Suter 0:17, Lindberg 0:40 and Stern 0:53, 3rd,

2nd and 3rd periods.

Five Goals For: 4:48

Mar 12, 1975 vs Vancouver.

Six Goals For: 7:29

Feb 25, 1981 vs NY Islanders.

Two Goals For, Start Of Game: 0:32

Mar 11, 1987, at Hartford, 0:09 Risebrough

and 0:32 Patterson.

Three Goals For, Start Of Period: 0:53

Feb 10, 1993 vs San Jose, Suter 0:17, Lindberg 0:40

and Stern 0:53, 3rd period.

Two Shorthanded Goals For: 0:04

Oct 17, 1989 at Quebec (8-8, OT), Gilmour (19:45) and

Ranheim (19:49), 3rd period.

NHL RECORD

MOST:

Shots On Goal For, One Game: 59

Mar 15, 1977 vs Pittsburgh;

Feb 23, 1991 vs Quebec.

Shots Against, One Game: 57

Jan 23, 1975 vs NY Rangers.

Shots For, One Period: 25 (2 times)

Nov 5, 1988 vs Edmonton (4-4), 2nd period

Nov. 14, 2005 vs. Minnesota (3-2), 3rd period

Shots Against, One Period: 24

Jan 5, 1994 at NY Rangers (4-1), 1st period.

FEWEST:

Shots On Goal For, One Game: 8

Oct 27, 1995 vs Detroit (0-3).

Shots Against, One Game: 12

Nov 9, 1988 at Buffalo (2-3);

Dec 6, 1988 vs Quebec (3-2);

Nov 24, 1993 vs Toronto (5-3);

Apr 6, 1994 vs Anaheim (4-2);

Mar. 21, 1999 vs NY Islanders (2-1).

Shots For, One Period: 1

Mar 7, 1982 at Pittsburgh (4-4), 1st period;

Apr 2, 1987 at Edmonton (4-4), 1st period;

Dec 11, 1998 at Tampa Bay (2-1), 3rd period;

Dec 14, 1999 at St. Louis (1-1), 1st period.

Mar. 16, 2004 at Detroit (4-1), 1st period

Shots Against, One Period: 0

Nov. 27, 1974 vs Kansas City (4-2), 2nd period.

Mar. 24, 2003 vs Phoenix (2-0), 1st period;

MOST:

Shutouts, One Season: 11

Miikka Kiprusoff (4), Jamie McLennan (4),

Roman Turek (3), 2003-04;

Penalty Shots, One Season: 5

2003-04.

Penalty Shots Successful, One Season: 3

1986-87.

LONGEST:

Non-Shutout Streak: 264 Games

Nov 12, 1981 through Jan 9, 1985.

NHL RECORD

Consecutive Shutout Minutes, For: 161:11

Apr. 8, 2006, 2:27, overtime at Vancouver; Apr. 11,

2006 vs. Anaheim to Apr. 15, 2006, 3rd period

at Los Angeles

Consecutive Shutout Minutes, Against: 182:42

Nov 5, 2002, 3:21, 1st period to Nov 11, 2002,

15:12, 3rd period.

Lowest Team Goals Against Average: 2.15

2003-04.

Highest Team Save Percentage: 91.6

2003-04.

FLAMES ALL TIME INDIVIDUAL RECORDS

MOST:

Most Seasons: 11
 Al MacInnis 1981-1994;
 Theoren Fleury 1988-1999.
 Jarome Iginla 1996-2008
 Most Games Played: 860
 Jarome Iginla 1996-2008
 Most Points, Career: 830
 Theoren Fleury (364 goals, 466 assists).
 Most Goals, Career: 374
 Jarome Iginla
 Most Assists, Career: 609
 Al MacInnis
 Most Penalty Minutes, Career: 2405
 Tim Hunter
 Longest Consecutive Game Streak: 257
 Brad Marsh, Oct 11, 1978 to Nov 10, 1981.

Most Shutouts, Career: 23
 Miikka Kiprusoff
 Most Wins, Goaltender Career: 259
 Michael Vernon

MOST POINTS:

One Season: 131
 Kent Nilsson, 1980-81.
 One Season, By A Center: 131
 Kent Nilsson, 1980-81.
 One Season, By A Left Wing: 90
 Gary Roberts, 1991-92.
 One Season, By A Right Wing: 110
 Joe Mullen, 1988-89.
 One Season, By A Defenceman: 103
 Al MacInnis, 1990-91.
 One Season, By A Rookie: 92
 Joe Nieuwendyk, 1987-88.
 One Season Series: 21
 Joe Mullen vs Los Angeles (8 games),
 1988-89, 14 goals, 7 assists.
 Consecutive Games Scoring: 16
 Gary Suter, 1987-88;
 Gary Roberts, 1991-92;
 Jarome Iginla, 1999-00.
 One Game: 7
 Sergei Makarov, Feb 25, 1990 vs Edmonton,
 2 goals, 5 assists.
 One Period: 4
 Gary Suter, Apr 4, 1986 vs Edmonton, 2nd, 4 assists;
 Joe Nieuwendyk, Jan 11, 1989 vs Winnipeg,
 3rd, 4 goals;
 Al MacInnis, Mar 28, 1991 vs Edmonton, 1st,
 1 goal, 3 assists.
 One Game By A Goaltender: 3
 Jeff Reese, Feb 10, 1993 vs San Jose, 3 assists.

NHL RECORD

MOST GOALS:

One Season: 66
 Lanny McDonald, 1982-83.
 One Season, By A Center: 51
 Joe Nieuwendyk, 1987-88; 1988-89.
 One Season, By A Left Wing: 53
 Gary Roberts, 1991-92
 One Season, By A Right Wing: 66

Lanny McDonald, 1982-83.
 One Season, By A Defenceman: 28
 Al MacInnis, 1989-90; 1990-91; 1993-94.
 One Season, By A Rookie: 51
 Joe Nieuwendyk, 1987-88.
 One Season Series: 14
 Joe Mullen vs Los Angeles (8 games), 1988-89.
 Consecutive Games Scoring: 8
 Kent Nilsson, 1983-84; Gary Roberts, 1992-93.
 One Game: 5
 Joe Nieuwendyk, Jan 11, 1989 vs Winnipeg.
 One Period: 4
 Joe Nieuwendyk, Jan 11, 1989 vs Winnipeg, 3rd.

TIES NHL RECORD

Power Play Goals, One Season: 31
 Joe Nieuwendyk, 1987-88.
 Shorthanded Goals, One Season: 9
 Kent Nilsson, 1984-85.
 Shorthanded Goals, One Game: 3
 Theoren Fleury, Mar 9, 1991 at St. Louis.
 First Goals Of The Game, One Season: 14
 Kent Nilsson, 1980-81.
 Game Winning Goals, One Season: 12
 Joe Mullen, 1986-87.
 Game Tying Goals, One Season: 4
 Eric Vail, 1974-75;
 Jacques Richard, 1974-75;
 Kent Nilsson, 1980-81;
 Jim Peplinski, 1981-82.
 Overtime Goals, One Season: 3
 Joe Nieuwendyk, 1988-89.

MOST ASSISTS:

One Season: 82
 Kent Nilsson, 1980-81.
 One Season, By A Center: 82
 Kent Nilsson, 1980-81.
 One Season, By A Left Wing: 59
 Alex Tanguay, 2006-07
 One Season, By A Right Wing: 71
 Bob MacMillan, 1978-79.
 One Season, By A Defenceman: 75
 Al MacInnis, 1990-91.
 One Season, By A Rookie: 62
 Sergei Makarov, 1989-90.
 One Season, Series: 13
 Paul Reinhart vs Edmonton (7 games), 1982-83;
 Guy Chouinard vs Edmonton (8 games), 1982-83.
 Consecutive Games Scoring: 9
 Kent Nilsson, 1984-85;
 Al MacInnis, 1986-87;
 Gary Suter 1987-88.
 One Game: 6
 Guy Chouinard, Feb 25, 1981 vs NY Islanders;
 Gary Suter, Apr 4, 1986 vs Edmonton.
 One Period: 4
 Gary Suter, Apr 4, 1986 vs Edmonton, 2nd period.

MOST PENALTIES:

Minutes, One Season: 375
 Tim Hunter, 1988-89.
 Minutes One Season, By A Center: 213
 Joel Otto, 1988-89.

FLAMES ALL TIME INDIVIDUAL RECORDS (CON'T)

Minutes One Season, By A Left Wing: 282

Gary Roberts, 1987-88.

Minutes One Season, By A Right Wing: 375

Tim Hunter, 1988-89.

Minutes One Season, By A Defenceman: 271

Neil Sheehy, 1985-86.

Minutes One Season, By A Rookie: 208

Todd Simpson, 1996-97.

Consecutive Games Penalized: 14

Willi Plett, 1977-78; Tim Hunter, 1986-87.

One Game: 8

Charlie Bourgeois, Jan 27, 1986 vs Los Angeles,

(7 minors, 1-10 minute misconduct);

Theoren Fleury, Nov 9, 1997 at Detroit,

(5 minors, 3-10 minute misconducts)

Minutes, One Game: 41

Neil Sheehy, Mar 21, 1986 vs Vancouver,

(3 minors, 1 major, 3-10 minute misconducts).

Minutes, One Period: 37

Nick Fotiu, Mar 8, 1987 at NY Rangers,

(minor, major, 10-minute misconduct,

2 game misconducts)

MOST SHOTS:

One Season: 353

Theoren Fleury, 1995-96.

One Game: 13

Al MacInnis, Mar 24, 1993 vs St. Louis;

Theoren Fleury, Mar 2, 1995 vs Vancouver.

One Period: 8

Kari Eloranta, Oct 15, 1983 vs Edmonton, 2nd period.

MISCELLANEOUS:

Shutouts, One Season: 10

Mikka Kiprusoff, 2005-06.

Wins One Season, By A Goaltender: 42

Mikka Kiprusoff, 2005-06.

Longest Undefeated Streak, By A Goaltender: 19 Games

Rejean Lemelin, 12 wins, 7 ties, 1983-84.

Most Consecutive Shutout Minutes, For: 164:40

Mike Vernon December 12-19, 1992.

Most Consecutive Games Played, Goaltender: 28

Trevor Kidd, Jan 20, 1995 to Mar 19, 1995.

Lowest Goals Against Average: 1.69

Miikka Kiprusoff, 2003-04.

Highest Save Percentage: .933

Miikka Kiprusoff, 2003-04.

Penalty Shots, One Season: 3

Joe Mullen, 1986-87.

Shean Donovan, 2003-04.

Penalty Shots Successful, One Season: 2

Joe Mullen, 1986-87

Shean Donovan, 2003-04.

3 Or More Goal Games, One Season: 5

Hakan Loob, 1987-88;

Theoren Fleury, 1990-91.

Highest Plus-Minus, One Game: +9

Theoren Fleury, Feb 10, 1993 vs San Jose.

Most 1st Goals of the Season: 3


Theoren Fleury, 1991-92, 1993-94, 1994-95

Most Consecutive Seasons with 30+ Goals: 7


Jarome Iginla, 2000-08

Most All-Stars in the starting line-up: 2

Jarome Iginla and Dion Phaneuf, 2008



**Tim Hunter -
most penalty minutes in
one season - 375, 1988-89**

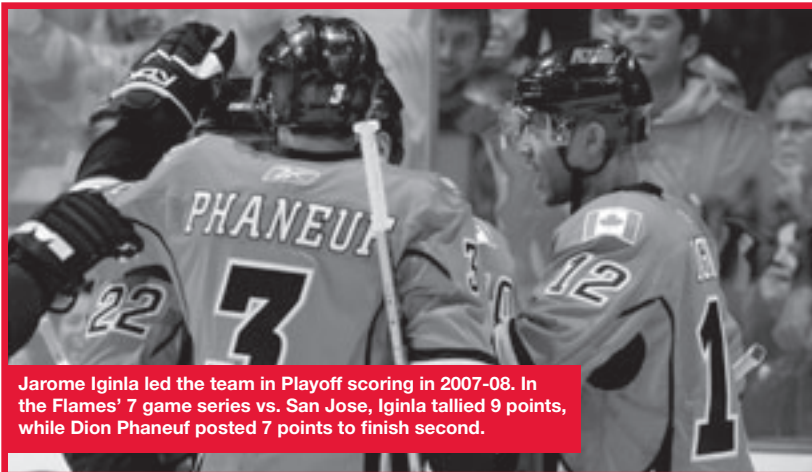


PLAYOFF RECORDS



WE
ARE





Jarome Iginla led the team in Playoff scoring in 2007-08. In the Flames' 7 game series vs. San Jose, Iginla tallied 9 points, while Dion Phaneuf posted 7 points to finish second.

2008 CALGARY FLAMES STANLEY CUP PLAYOFF SCORING

PLAYER	GP	G	A	PTS	+/-	PIM	PP	SH	GW	OT	S	S%	TOI/G	SFT/G	FO%
Jarome Iginla	7	4	5	9	-1	2	3	0	0	0	27	14.8	22:42	26.4	39.0
Dion Phaneuf	7	3	4	7	-2	4	1	0	0	0	22	13.6	27:06	30.0	0.0
Owen Nolan	7	3	2	5	0	2	0	0	2	0	12	25.0	19:10	27.6	36.4
Daymond Langkow	7	3	2	5	0	0	2	0	0	0	16	18.8	18:21	23.1	39.8
Kristian Huselius	7	0	4	4	-1	6	0	0	0	0	5	0.0	13:45	18.3	0.0
Alex Tanguay	7	0	4	4	-1	4	0	0	0	0	6	0.0	18:14	24.1	0.0
Adrian Aucoin	7	0	3	3	3	4	0	0	0	0	6	0.0	18:13	22.6	0.0
Stephane Yelle	7	2	0	2	2	6	0	0	1	0	5	40.0	14:35	22.0	61.0
David Moss	5	1	1	2	2	4	0	0	0	0	6	16.7	10:20	17.4	100.0
Robyn Regehr	7	0	2	2	0	2	0	0	0	0	3	0.0	21:49	29.7	0.0
Craig Conroy	7	0	2	2	0	8	0	0	0	0	12	0.0	16:42	26.0	51.1
Wayne Primeau	7	1	0	1	0	4	0	0	0	0	6	16.7	10:35	16.6	50.0
Cory Sarich	7	0	1	1	1	4	0	0	0	0	4	0.0	19:34	28.0	0.0
Anders Eriksson	3	0	1	1	0	2	0	0	0	0	0	0.0	18:16	23.7	0.0
Marcus Nilson	2	0	0	0	0	0	0	0	0	0	0	0.0	4:49	9.0	25.0
James Vandermeer	7	0	0	0	-6	4	0	0	0	0	6	0.0	16:17	22.7	0.0
Eric Godard	5	0	0	0	0	2	0	0	0	0	1	0.0	3:31	6.2	0.0
David Hale	6	0	0	0	-1	2	0	0	0	0	5	0.0	12:47	17.8	0.0
Matthew Lombardi	7	0	0	0	-2	4	0	0	0	0	16	0.0	17:14	23.6	49.2
Eric Nystrom	7	0	0	0	-2	2	0	0	0	0	4	0.0	7:38	12.7	40.0
Bench	-	-	-	-	-	2	-	-	-	-	-	-	-	-	-
TOTALS	7	17	31	48	-8	68	6	0	3	0	162				

GOALTENDERS

GOALTENDER	GP	MINS	GAA	W	L	OTL	SO	EN	GA	SA	SV%
Miikka Kiprusoff	7	336	3.21	2	4	0	1	0	18	196	.908
Curtis Joseph	2	79	0.76	1	0	0	0	0	1	33	.970
TOTALS	7	415	2.75	3	4	0	1	0	19	229	.917



FLAMES (7) vs SHARKS (2)



DATE	TEAMS	ATTND.	W/T GOAL	GOALTENDERS
Apr. 9, 2008	CALGARY 3 AT San Jose 2	17496	Stephane Yelle	Kiprusoff - Nabokov
Apr. 10, 2008	CALGARY 0 AT San Jose 2	17496	Joe Pavelski	Kiprusoff - Nabokov
Apr. 13, 2008	San Jose 3 AT CALGARY 4	19289	Owen Nolan	Nabokov - Kiprusoff/Joseph
Apr. 15, 2008	San Jose 3 AT CALGARY 2	19289	Joe Thornton	Nabokov - Kiprusoff
Apr. 17, 2008	CALGARY 3 AT San Jose 4	17496	Jonathan Cheechoo	Kiprusoff - Nabokov
Apr. 20, 2008	San Jose 0 AT CALGARY 2	19289	Owen Nolan	Nabokov - Kiprusoff
Apr. 22, 2008	CALGARY 3 AT San Jose 5	17496	Joe Pavelski	Kiprusoff/Joseph - Nabokov

San Jose wins the Western Conference Quarter-Finals 4 games to 3

	GP	W	L	GF	GA	PPG	SHG	PIM
CALGARY	7	3	4	17	19	6	0	68
San Jose	7	4	3	19	17	6	0	52

GOALS AND SHOTS BY PERIODS

	1st	2nd	3rd	OT	TOTALS	PCT
CALGARY	6-52	6-58	5-52	0-0	17-162	10.5%
San Jose	5-57	9-106	5-66	0-0	19-229	8.3%

CALGARY	GP	G	A	PTS	+/-	PIM	PPG	SHG	GW	SAN JOSE	GP	G	A	PTS	+/-	PIM	PPG	SHG	GW
Jarome Iginla	7	4	5	9	-1	2	3	0	0	Ryane Clowe	7	4	4	8	1	8	2	0	0
Dion Phaneuf	7	3	4	7	-2	4	1	0	0	Joe Pavelski	7	3	4	7	3	0	1	0	2
Owen Nolan	7	3	2	5	0	2	0	0	2	Joe Thornton	7	2	5	7	1	0	1	0	1
Daymond Langkow	7	3	2	5	0	0	2	0	0	Patrick Marleau	7	2	4	6	0	2	0	0	0
Kristian Huselius	7	0	4	4	-1	6	0	0	0	Jonathan Cheechoo	7	3	2	5	1	2	0	0	1
Alex Tanguay	7	0	4	4	-1	4	0	0	0	Jeremy Roenick	6	2	2	4	0	0	1	0	0
Adrian Aucoin	7	0	3	3	3	4	0	0	0	Craig Rivet	7	0	3	3	-1	6	0	0	0
Stephane Yelle	7	2	0	2	2	6	0	0	1	Brian Campbell	7	0	3	3	-1	0	0	0	0
David Moss	5	1	1	2	2	4	0	0	0	Christian Ehrhoff	4	0	3	3	4	6	0	0	0
Robyn Regehr	7	0	2	2	0	2	0	0	0	Douglas Murray	7	1	1	2	0	0	0	0	0
Craig Conroy	7	0	2	2	0	8	0	0	0	Devin Setoguchi	4	1	1	2	0	0	0	0	0
Wayne Primeau	7	1	0	1	0	4	0	0	0	Torrey Mitchell	7	0	0	1	0	8	1	0	0
Cory Sarich	7	0	1	1	1	4	0	0	0	Marc-Edouard Vlasic	7	0	1	1	3	0	0	0	0
Anders Eriksson	3	0	1	1	0	2	0	0	0	Mike Grier	7	0	1	1	1	0	0	0	0
Marcus Nilson	2	0	0	0	0	0	0	0	0	Milan Michalek	7	0	0	0	2	2	0	0	0
James Vandermeer	7	0	0	0	-6	4	0	0	0	Jody Shelley	6	0	0	0	-1	2	0	0	0
Eric Godard	5	0	0	0	0	2	0	0	0	Matthew Carle	6	0	0	0	1	4	0	0	0
David Hale	6	0	0	0	-1	2	0	0	0	Patrick Rissmiller	5	0	0	0	-1	4	0	0	0
Matthew Lombardi	7	0	0	0	-2	4	0	0	0	Kyle McLaren	5	0	0	0	-2	6	0	0	0
Eric Nystrom	7	0	0	0	-2	2	0	0	0	Curtis Brown	4	0	0	0	-2	2	0	0	0
Bench	-	-	-	-	-	2	-	-	-	Alexei Semenov	1	0	0	0	0	0	0	0	0
TOTALS	7	17	31	48	-8	68	6	0	3	TOTALS	7	19	34	53	10	54	6	0	4
Goaltenders	GP	MP	GA	EN	SO	SVS	AVG	SAVE %		Goaltenders	GP	MP	GA	EN	SO	SVS	AVG	SAVE %	
Mikha Kiprusoff (2-4-0-0)	7	336	18	0	1	178	3.21	90.8		Evgeni Nabokov (4-3-0-0)	7	416	17	0	1	145	2.45	89.5	
Curtis Joseph (1-0-0-0)	2	79	1	0	0	32	0.76	97.0		Dmitri Patzold (0-0-0-0)	0	0	0	0	0	0	0.00	0	
TOTALS	7	415	19	0	1	210	2.75	91.7		Thomas Greiss (0-0-0-0)	0	0	0	0	0	0	0.00	0	
										TOTALS	7	416	17	0	1	145	2.45	89.5	

Series Winning Goal: Joe Pavelski (SJ)

POWERPLAY	HOME			ROAD			OVERALL			
	ADV	PPG	PCT	ADV	PPG	PCT	ADV	PPG	PP %	PK %
CALGARY	8	2	25.0	14	4	28.6	22	6	27.3	80.6
San Jose	19	4	21.0	12	2	16.7	31	6	19.4	72.8

FLAMES ALL-TIME PLAYOFF RECORD VS. OTHER TEAMS

Opponent	Series	W	L	GP	W	L	GF	GA	Last Mtg.	Rnd.	Result
Anaheim	1	0	1	7	3	4	16	17	2006	CQF	L 3-4
Chicago	3	2	1	12	7	5	37	33	1996	CQF	L 0-4
Dallas	1	0	1	7	3	4	19	25	1981	SF	L 2-4
Detroit	3	1	2	14	6	8	26	38	2007	CQF	L 4-2
Edmonton	5	1	4	30	11	19	96	132	1991	DSF	L 3-4
Los Angeles	6	2	4	26	13	13	102	105	1993	DSF	L 2-4
Montreal	2	1	1	11	5	6	32	31	1989	F	W 4-2
NY Rangers	1	0	1	4	1	3	8	14	1980	PRE	L 1-3
Philadelphia	2	1	1	11	4	7	28	43	1981	QF	W 4-3
Phoenix	3	1	2	13	6	7	43	45	1987	DSF	L 2-4
St. Louis	1	1	0	7	4	3	28	22	1986	CF	W 4-3
San Jose	3	1	2	20	10	10	68	57	2008	CQF	L 4-3
Tampa Bay	1	0	1	7	3	4	14	13	2004	F	L 3-4
Toronto	1	0	1	2	0	2	5	9	1979	PRE	L 0-2
Vancouver	6	4	2	32	17	15	101	96	2004	CQF	W 4-3
TOTALS	39	15	24	202	92	110	632	697	-	-	-

FLAMES ALL-TIME SERIES RECORD VS. OTHER TEAMS

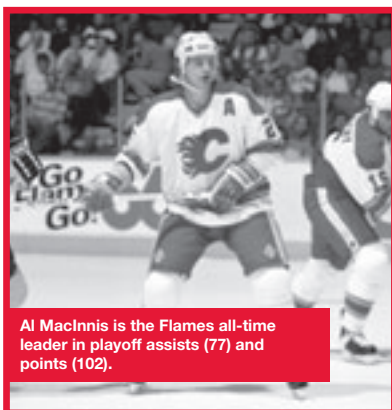
Opponent	Year	Series	Winner	W	L	GF	GA
Anaheim	2006	CQF	ANA	3	4	16	17
Chicago	1981	PRE	CGY	3	0	15	9
Chicago	1989	CF	CGY	4	1	15	8
Chicago	1996	CQF	CHI	0	4	7	16
Detroit	1978	PRE	DET	0	2	5	8
Detroit	2004	CSF	CGY	4	2	11	12
Detroit	2007	CQF	DET	2	4	10	18
Edmonton	1983	DF	EDM	1	4	13	35
Edmonton	1984	DF	EDM	3	4	27	33
Edmonton	1986	DF	CGY	4	3	25	24
Edmonton	1988	DF	EDM	0	4	11	18
Edmonton	1991	DSF	EDM	3	4	20	22
Los Angeles	1976	PRE	LA	0	2	1	3
Los Angeles	1977	PRE	LA	1	2	7	11
Los Angeles	1988	DSF	CGY	4	1	30	18
Los Angeles	1989	DF	CGY	4	0	22	11
Los Angeles	1990	DSF	LA	2	4	24	29
Los Angeles	1993	DSF	LA	2	4	28	33
Minnesota	1981	SF	MIN	2	4	18	25
Montreal	1986	F	MTL	1	4	13	15
Montreal	1989	F	CGY	4	2	19	16
NY Rangers	1980	PRE	NYR	1	3	8	14
Philadelphia	1974	QF	PHI	0	4	6	17
Philadelphia	1981	QF	CGY	4	3	22	26
St. Louis	1986	CF	CGY	4	3	28	22
San Jose	1995	CQF	SJ	3	4	35	26
San Jose	2004	CF	CGY	4	2	16	12
San Jose	2008	CQF	SJ	3	4	17	19
Tampa Bay	2004	F	TB	3	4	14	13
Toronto	1979	PRE	TOR	0	2	5	9
Vancouver	1982	DSF	VAN	0	3	5	10
Vancouver	1983	DSF	CGY	3	1	17	14
Vancouver	1984	DSF	CGY	3	1	14	13
Vancouver	1989	DSF	CGY	4	3	26	20
Vancouver	1994	CQF	VAN	3	4	20	23
Vancouver	2004	CQF	CGY	4	3	19	16
Winnipeg	1985	DSF	WPG	1	3	13	15
Winnipeg	1986	DSF	CGY	3	0	15	8
Winnipeg	1987	DSF	WPG	2	4	15	22

CALGARY FLAMES ALL-TIME PLAYOFF RESULTS

04/09/1974 ATL at PHI	1-4 L	04/16/1984 CGY vs EDM	3-5 L
04/11/1974 ATL at PHI	1-5 L	04/18/1984 CGY at EDM	5-4 W
04/12/1974 ATL vs PHI	1-4 L	04/20/1984 CGY vs EDM	5-4 W (OT)
04/14/1974 ATL vs PHI	3-4 L (OT)	04/22/1984 CGY at EDM	4-7 L
04/06/1976 ATL at LA	1-2 L	04/10/1985 CGY at WPG	4-5 L (OT)
04/08/1976 ATL vs LA	0-1 L	04/11/1985 CGY at WPG	2-5 L
04/05/1977 ATL at LA	2-5 L	04/13/1985 CGY vs WPG	4-0 W
04/07/1977 ATL vs LA	3-2 W	04/14/1985 CGY vs WPG	3-5 L
04/09/1977 ATL at LA	2-4 L		
04/11/1978 ATL vs DET	3-5 L	04/09/1986 CGY vs WPG	5-1 W
04/13/1978 ATL at DET	2-3 L	04/10/1986 CGY vs WPG	6-4 W
04/10/1979 ATL vs TOR	1-2 L	04/12/1986 CGY at WPG	4-3 W (OT)
04/12/1979 ATL at TOR	4-7 L		
04/08/1980 ATL at NYR	1-2 L (OT)	04/18/1986 CGY at EDM	4-1 W
04/09/1980 ATL at NYR	1-5 L	04/20/1986 CGY at EDM	5-6 L (OT)
04/11/1980 ATL vs NYR	4-2 W	04/22/1986 CGY vs EDM	3-2 W
04/12/1980 ATL vs NYR	2-5 L	04/24/1986 CGY vs EDM	4-7 L
04/08/1981 CGY vs CHI	4-3 W	04/26/1986 CGY at EDM	4-1 W
04/09/1981 CGY vs CHI	6-2 W	04/28/1986 CGY vs EDM	2-5 L
04/11/1981 CGY at CHI	5-4 W (2OT)	04/30/1986 CGY at EDM	3-2 W
04/16/1981 CGY at PHI	0-4 L	05/02/1986 CGY vs STL	2-3 L
04/17/1981 CGY at PHI	5-4 W	05/04/1986 CGY vs STL	8-2 W
04/19/1981 CGY vs PHI	2-1 W	05/06/1986 CGY at STL	5-3 W
04/20/1981 CGY vs PHI	5-4 W	05/08/1986 CGY at STL	2-5 L
04/22/1981 CGY at PHI	4-9 L	05/10/1986 CGY vs STL	4-2 W
04/24/1981 CGY vs PHI	2-3 L	05/12/1986 CGY at STL	5-6 L (OT)
04/26/1981 CGY at PHI	4-1 W	05/14/1986 CGY vs STL	2-1 W
04/28/1981 CGY vs MIN	1-4 L	05/16/1986 CGY vs MTL	5-2 W
04/30/1981 CGY vs MIN	3-2 W	05/18/1986 CGY vs MTL	2-3 L (OT)
05/03/1981 CGY at MIN	4-6 L	05/20/1986 CGY at MTL	3-5 L
05/05/1981 CGY at MIN	4-7 L	05/22/1986 CGY at MTL	0-1 L
05/07/1981 CGY vs MIN	3-1 W	05/24/1986 CGY vs MTL	3-4 L
05/09/1981 CGY at MIN	3-5 L		
04/07/1982 CGY at VAN	3-5 L	04/08/1987 CGY vs WPG	2-4 L
04/08/1982 CGY at VAN	1-2 L (OT)	04/09/1987 CGY vs WPG	2-3 L
04/10/1982 CGY vs VAN	1-3 L	04/11/1987 CGY at WPG	3-2 W (OT)
04/06/1983 CGY vs VAN	4-3 W (OT)	04/12/1987 CGY at WPG	3-4 L
04/07/1983 CGY vs VAN	5-3 W	04/14/1987 CGY vs WPG	4-3 W
04/09/1983 CGY at VAN	4-5 L	04/16/1987 CGY at WPG	1-6 L
04/10/1983 CGY at VAN	4-3 W (OT)		
04/14/1983 CGY at EDM	3-6 L	04/06/1988 CGY vs LA	9-2 W
04/15/1983 CGY at EDM	1-5 L	04/07/1988 CGY vs LA	6-4 W
04/17/1983 CGY vs EDM	2-10 L	04/09/1988 CGY at LA	2-5 L
04/18/1983 CGY vs EDM	6-5 W	04/10/1988 CGY at LA	7-3 W
04/20/1983 CGY at EDM	1-9 L	04/12/1988 CGY vs LA	6-4 W
04/04/1984 CGY vs VAN	5-3 W	04/19/1988 CGY vs EDM	1-3 L
04/05/1984 CGY vs VAN	4-2 W	04/21/1988 CGY vs EDM	4-5 L (OT)
04/07/1984 CGY at VAN	0-7 L	04/23/1988 CGY at EDM	2-4 L
04/08/1984 CGY at VAN	5-1 W	04/25/1988 CGY at EDM	4-6 L
04/12/1984 CGY at EDM	2-5 L	04/05/1989 CGY vs VAN	3-4 L (OT)
04/13/1984 CGY at EDM	6-5 W (OT)	04/06/1989 CGY vs VAN	5-2 W
04/15/1984 CGY vs EDM	2-3 L	04/08/1989 CGY at VAN	4-0 W
04/04/1984 CGY vs VAN	5-3 W	04/09/1989 CGY at VAN	3-5 L
04/05/1984 CGY vs VAN	4-2 W	04/11/1989 CGY vs VAN	4-0 W
04/07/1984 CGY at VAN	0-7 L	04/13/1989 CGY at VAN	3-6 L
04/08/1984 CGY at VAN	5-1 W	04/15/1989 CGY vs VAN	4-3 W (OT)
04/12/1984 CGY at EDM	2-5 L	04/18/1989 CGY vs LA	4-3 W (OT)
04/13/1984 CGY at EDM	6-5 W (OT)	04/20/1989 CGY vs LA	8-3 W
04/15/1984 CGY vs EDM	2-3 L	04/22/1989 CGY at LA	5-2 W
		04/24/1989 CGY at LA	5-3 W

CALGARY FLAMES ALL-TIME PLAYOFF RESULTS

05/02/1989 CGY vs CHI	3-0 W	04/22/2004 CGY at DET	2-1 W (OT)
05/04/1989 CGY vs CHI	2-4 L	04/24/2004 CGY at DET	2-5 L
05/06/1989 CGY at CHI	5-2 W	04/27/2004 CGY vs DET	3-2 W
05/08/1989 CGY at CHI	2-1 W (OT)	04/29/2004 CGY vs DET	2-4 L
05/10/1989 CGY vs CHI	3-1 W	05/01/2004 CGY at DET	1-0 W
		05/03/2004 CGY vs DET	1-0 W (OT)
05/14/1989 CGY vs MTL	3-2 W	05/09/2004 CGY at SJ	4-3 W
05/17/1989 CGY vs MTL	2-4 L	05/11/2004 CGY at SJ	4-1 W
05/19/1989 CGY at MTL	3-4 L (2OT)	05/13/2004 CGY vs SJ	0-3 L
05/21/1989 CGY at MTL	4-2 W	05/16/2004 CGY vs SJ	2-4 L
05/23/1989 CGY vs MTL	3-2 W	05/17/2004 CGY at SJ	3-0 W
05/25/1989 CGY at MTL	4-2 W	05/19/2004 CGY vs SJ	3-1 W
<hr/>			
04/04/1990 CGY vs LA	3-5 L	05/25/2004 CGY at TB	4-1 W
04/06/1990 CGY vs LA	8-5 W	05/27/2004 CGY at TB	1-4 L
04/08/1990 CGY at LA	1-2 L (OT)	05/29/2004 CGY vs TB	3-0 W
04/10/1990 CGY at LA	4-12 L	05/31/2004 CGY vs TB	0-1 L
04/12/1990 CGY vs LA	5-1 W	06/03/2004 CGY at TB	3-2 W (OT)
04/14/1990 CGY at LA	3-4 L (2OT)	06/05/2004 CGY vs TB	2-3 L (2OT)
		06/07/2004 CGY at TB	1-2 L
<hr/>			
04/04/1991 CGY vs EDM	1-3 L	04/21/2006 CGY vs. ANA	2-1 W
04/06/1991 CGY vs EDM	3-1 W	04/23/2006 CGY vs. ANA	3-4 L
04/08/1991 CGY at EDM	3-4 L	04/25/2006 CGY vs. ANA	5-2 W
04/10/1991 CGY at EDM	2-5 L	04/27/2006 CGY vs. ANA	2-3 L
04/12/1991 CGY vs EDM	5-3 W	04/29/2006 CGY vs. ANA	3-2 W
04/14/1991 CGY at EDM	2-1 W (OT)	05/01/2006 CGY vs. ANA	1-2 L
04/16/1991 CGY vs EDM	4-5 L (OT)	05/03/2006 CGY vs. ANA	0-3 L
<hr/>			
04/18/1993 CGY vs LA	3-6 L	04/12/2007 CGY at DET	1-4 L
04/21/1993 CGY vs LA	9-4 W	04/15/2007 CGY at DET	1-3 L
04/23/1993 CGY at LA	5-2 W	04/17/2007 DET vs. CGY	3-2 W
04/25/1993 CGY at LA	1-3 L	04/19/2007 DET vs. CGY	3-2 W
04/27/1993 CGY vs LA	4-9 L	04/21/2007 CGY at DET	1-5 L
04/29/1993 CGY at LA	6-9 L	04/22/2007 DET vs. CGY	1-2 (2OTL)
<hr/>			
04/18/1994 CGY vs VAN	0-5 L	04/09/2008 CGY at SJ	3-2 W
04/20/1994 CGY vs VAN	7-5 W	04/10/2008 CGY at SJ	0-2 L
04/22/1994 CGY at VAN	4-2 W	04/13/2008 SJ at CGY	4-3 W
04/24/1994 CGY at VAN	3-2 W	04/15/2008 SJ at CGY	2-3 L
04/26/1994 CGY vs VAN	1-2 L (OT)	04/17/2008 CGY at SJ	3-4 L
04/28/1994 CGY at VAN	2-3 L (OT)	04/20/2008 SJ at CGY	2-0 W
04/30/1994 CGY vs VAN	3-4 L (2OT)	04/22/2008 CGY at SJ	3-5 L
<hr/>			
05/07/1995 CGY vs SJ	4-5 L		
05/09/1995 CGY vs SJ	4-5 L (OT)		
05/11/1995 CGY at SJ	9-2 W		
05/13/1995 CGY at SJ	6-4 W		
05/15/1995 CGY vs SJ	5-0 W		
05/17/1995 CGY at SJ	3-5 L		
05/19/1995 CGY vs SJ	4-5 L (2OT)		
<hr/>			
04/17/1996 CGY at CHI	1-4 L		
04/19/1996 CGY at CHI	0-3 L		
04/21/1996 CGY vs CHI	5-7 L		
04/23/1996 CGY vs CHI	1-2 L (3OT)		
<hr/>			
04/07/2004 CGY at VAN	3-5 L		
04/09/2004 CGY at VAN	2-1 W		
04/11/2004 CGY vs VAN	1-2 L		
04/13/2004 CGY vs VAN	4-0 W		
04/15/2004 CGY at VAN	2-1 W		
04/17/2004 CGY vs VAN	5-4 L (3OT)		
04/19/2004 CGY at VAN	3-2 W (OT)		



Al MacInnis is the Flames all-time leader in playoff assists (77) and points (102).

FLAMES PLAYOFF ALL-TIME LEADERS

GOALS

Mullen	35
Nieuwendyk.....	32
Fleury.....	29
Loob.....	26
Iginla.....	25
MacInnis.....	25
McDonald.....	24
Otto.....	23
Reinhart.....	21
Peplinski.....	15
Gilmour.....	15

ASSISTS

MacInnis.....	77
Reinhart.....	51
Otto.....	38
Fleury.....	33
Suter.....	33
Peplinski.....	31
Roberts.....	30
Loob.....	28
Nieuwendyk.....	28
Chouinard.....	26

POINTS

MacInnis.....	102
Reinhart.....	72
Fleury.....	62
Otto.....	61
Nieuwendyk.....	60
Mullen.....	55
Loob.....	54
McDonald.....	47
Peplinski.....	46
Iginla.....	45

PENALTY MINUTES

Peplinski.....	382
Hunter, T.....	352
Roberts.....	216
Plett.....	191
Otto.....	188
MacInnis.....	153
Baxter.....	120
Sheehy.....	104
McDonald.....	98
Fleury.....	96

GAMES PLAYED

Peplinski.....	99	Mullen.....	61
MacInnis.....	95	Fleury.....	59
Otto.....	87	Roberts.....	58
Hunter, T.....	86	Risebrough.....	50
Macoun.....	84	Suter.....	49
Vernon (G).....	81	Iginla.....	48
Reinhart.....	76	Kiprusoff (G).....	46
Loob.....	73	Yelle.....	43
Patterson.....	72	Regehr.....	41
McDonald.....	72	Chouinard.....	41
Nieuwendyk.....	66	Conroy.....	39

FLAMES CAREER PLAYOFF POINT LEADERS

PLAYER	GP	G	A	PTS	PIM	PLAYER	GP	G	A	PTS	PIM
MacInnis.....	95	25	77	102	153	McCrimmon.....	37	2	8	10	60
Reinhart.....	76	21	51	72	38	Yelle.....	43	6	3	9	32
Fleury.....	59	29	33	62	96	Bridgman.....	12	5	4	9	47
Otto.....	87	23	38	61	188	Phaneuf.....	20	5	4	9	18
Nieuwendyk.....	66	32	28	60	36	Bullard.....	12	4	5	9	8
Mullen.....	61	35	20	55	18	Murzyn.....	32	4	5	9	35
Loob.....	73	26	28	54	16	Lavallee.....	19	3	6	9	15
McDonald.....	72	24	23	47	98	Ranheim.....	19	3	6	9	2
Peplinski.....	99	15	31	46	382	Housley.....	7	0	9	9	0
Iginla.....	48	25	20	45	70	Simon.....	22	5	3	8	81
Roberts.....	58	13	30	43	216	Nieminen.....	24	4	4	8	55
Suter.....	49	6	33	39	68	Tanguay.....	13	1	7	8	12
Chouinard.....	41	9	26	35	12	Eloranta.....	21	1	7	8	19
Gilmour.....	35	15	13	28	28	Zalapski.....	18	0	8	8	16
Nilsson.....	33	4	24	28	8	Kisio.....	14	3	4	7	27
Patterson.....	72	11	16	27	55	MacLellan.....	28	3	4	7	27
Risebrough.....	50	10	17	27	95	Lysiak.....	11	2	5	7	12
Macoun.....	84	6	19	25	87	Berezan.....	20	2	5	7	30
Quinn, D.....	29	11	12	23	14	Rautakallio.....	23	2	5	7	8
Tonelli.....	31	9	14	23	61	Murdoch.....	25	2	5	7	42
Conroy.....	39	7	14	21	28	Makarov.....	9	1	6	7	0
Reichel.....	26	5	14	19	6	Ference.....	33	0	7	7	37
Plett.....	27	12	6	18	191	Kruse.....	17	4	2	6	28
Houston.....	31	9	9	18	62	Chiasson.....	11	3	3	6	9
MacMillan, Bob.....	24	8	9	17	16	Clark.....	26	3	3	6	30
Russell.....	34	3	13	16	70	Clement.....	32	3	3	6	14
Ramage.....	29	2	14	16	47	Saprykin.....	26	3	3	6	14
Gelinas.....	26	8	7	15	35	Nylander.....	13	0	6	6	2
Langkow.....	20	6	9	15	10	Marsh.....	22	0	6	6	27
Regehr.....	41	3	12	15	28	Kennedy.....	10	4	1	5	18
Bozek.....	31	7	7	14	53	Nolan.....	7	3	2	5	2
Titov.....	18	7	6	13	14	Yawney.....	19	3	2	5	26
Lever.....	20	5	8	13	20	Jackson.....	14	3	2	5	6
Stern.....	31	6	6	12	85	Hislop.....	28	3	2	5	11
Wilson, C.....	32	6	6	12	10	Meredith.....	5	3	1	4	4
Hunter, T.....	86	5	7	12	352	Dahlquist.....	7	3	1	4	4
Huselius.....	20	2	10	12	14	Gould, B.....	11	3	1	4	4
Vail.....	20	5	6	11	6	Romanchych.....	7	2	2	4	4
Konroyd.....	24	4	7	11	40	Hunter, M.....	10	2	2	4	23
Nilson.....	34	4	7	11	14	Amonte.....	13	2	2	4	10
Leopold.....	33	0	11	11	10	Holt.....	13	2	2	4	52
Donovan.....	31	5	5	10	39	Musil.....	25	1	3	4	21
Eaves.....	19	5	5	10	10	Baxter.....	30	0	4	4	120
Sullivan.....	18	4	6	10	10	Paslawski.....	6	3	0	3	0
Beers.....	22	4	6	10	39	Walz.....	7	3	0	3	2
Nattress.....	38	4	6	10	22	Hull.....	6	2	1	3	0
Lombardi.....	33	2	8	10	10						

FLAMES PLAYOFF ALL-TIME LEADERS

PLAYER	GP	G	A	PTS	PIM	PLAYER	GP	G	A	PTS	PIM
Comeau.....	9	2	1	3	8	Warner.....	37	0	1	1	30
Montador.....	20	1	2	3	6	Kiprusoff (G).....	46	0	1	1	4
Kromm.....	14	1	2	3	13	Eriksson.....	3	0	1	1	2
Moss.....	11	1	2	3	4	Sarich.....	7	0	1	1	4
Primeau.....	13	1	2	3	18	Bolduc.....	1	0	0	0	0
Aucoin.....	7	0	3	3	4	Bradley.....	1	0	0	0	0
Unger.....	4	0	3	3	2	Car.....	1	0	0	0	0
Mulhern.....	5	0	3	3	5	Priakin.....	1	0	0	0	0
Ashton.....	6	0	3	3	2	Turek (G).....	1	0	0	0	0
Skrudland.....	6	0	3	3	12	Christoff.....	1	0	0	0	0
Hamrik.....	13	0	3	3	10	Courteau.....	1	0	0	0	0
Johnson.....	17	0	3	3	64	Glynn.....	1	0	0	0	0
Lemelin (G).....	31	0	3	3	0	Hlushko.....	1	0	0	0	2
Vernon (G).....	81	0	3	3	18	Hulse.....	1	0	0	0	0
Oliwa.....	20	2	0	2	6	MacDonald.....	1	0	0	0	0
Lalonde.....	3	2	0	2	0	Sabourin.....	1	0	0	0	0
Pronovost.....	6	2	0	2	2	Torgajev.....	1	0	0	0	0
Stillman.....	2	1	1	2	0	Wilson, B.....	1	0	0	0	0
Lemieux, Jean.....	4	1	1	2	0	Zaharko.....	1	0	0	0	0
Bennett.....	9	1	1	2	45	Carriere.....	2	0	0	0	2
Dunn.....	9	1	1	2	8	Evans.....	2	0	0	0	0
Kobasew.....	33	1	1	2	24	Flett.....	2	0	0	0	0
McCarty.....	7	2	0	2	15	Hale.....	8	0	0	0	8
Boldirev.....	2	0	2	2	2	Hilliard.....	2	0	0	0	0
Ecclestone.....	4	0	2	2	6	Kryskow.....	2	0	0	0	2
Manery.....	9	0	2	2	4	Lapointe.....	2	0	0	0	0
Dahl.....	16	0	2	2	12	Lemieux, R.....	2	0	0	0	0
Patrick.....	16	0	2	2	8	Seiling.....	2	0	0	0	0
Commodore.....	20	0	2	2	19	St. Sauveur.....	2	0	0	0	0
Sheehy.....	32	0	2	2	104	Sweeney, B.....	2	0	0	0	0
Dwyer.....	1	1	0	1	0	Wappel.....	2	0	0	0	4
Coxe.....	2	1	0	1	16	Joseph (G).....	2	0	0	0	0
Redmond.....	2	1	0	1	0	Cavallini.....	3	0	0	0	4
Korn.....	4	1	0	1	12	Leclerc.....	3	0	0	0	2
Murray.....	4	1	0	1	2	McAdam.....	3	0	0	0	0
Gibbs.....	5	1	0	1	4	Albelin.....	4	0	0	0	0
Jalonen.....	5	1	0	1	0	Brown.....	4	0	0	0	0
Zyuzin.....	5	1	0	1	2	Deadmarsh.....	4	0	0	0	17
Labraaten.....	8	1	0	1	4	Henderson.....	4	0	0	0	0
Fox.....	2	0	1	1	8	Leiter.....	4	0	0	0	2
Ingargfield.....	2	0	1	1	0	Lemieux, Jocelyn ..	4	0	0	0	0
Lindberg.....	2	0	1	1	2	McCreary.....	4	0	0	0	0
Phillipoff.....	2	0	1	1	2	McDonough.....	4	0	0	0	2
Rota.....	2	0	1	1	26	Price.....	4	0	0	0	6
Tambellini.....	2	0	1	1	0	Reese (G).....	4	0	0	0	0
Evason.....	3	0	1	1	0	Richard.....	4	0	0	0	2
Guy.....	4	0	1	1	23	Stewart.....	4	0	0	0	10
Hexall.....	4	0	1	1	16	Tabaracci (G).....	4	0	0	0	0
Huscroft.....	4	0	1	1	4	Wamsley (G).....	4	0	0	0	0
Lundmark.....	4	0	1	1	7	Godard.....	5	0	0	0	0
Ribble.....	4	0	1	1	8	Fenton.....	5	0	0	0	2
Simpson.....	4	0	1	1	2	Friesen.....	5	0	0	0	2
Johansson.....	5	0	1	1	2	Myre (G).....	5	0	0	0	0
Matteau.....	5	0	1	1	0	Bartel.....	6	0	0	0	16
Berube.....	6	0	1	1	21	Vandermeer.....	7	0	0	0	4
Gauthier.....	6	0	1	1	4	Gould.....	7	0	0	0	4
Lydman.....	6	0	1	1	2	Kyte.....	7	0	0	0	7
Stuart.....	6	0	1	1	6	Nystrom.....	7	0	0	0	0
Churla.....	7	0	1	1	17	Ritchie.....	8	0	0	0	10
Quinn, P.....	7	0	1	1	8	Kidd (G).....	9	0	0	0	0
Kea.....	8	0	1	1	9	Hindmarch.....	10	0	0	0	6
Keczmer.....	10	0	1	1	6	Lowry.....	10	0	0	0	6
Fotiu.....	11	0	1	1	34	Edwards (G).....	11	0	0	0	0
Hrdina.....	11	0	1	1	2	Bouchard (G).....	12	0	0	0	0
Shand.....	11	0	1	1	57	Riggin (G).....	14	0	0	0	0
Bourgeois.....	15	0	1	1	51	McLennan (G).....	1	0	0	0	12
McCarthy.....	17	0	1	1	61						

GOALTENDER	GP	MP	GA	EN	SO	GAA	W	L
Vernon.....	81	4,773	240	4	3	3.02	43	33
Kiprusoff.....	46	2,803	103	3	6	2.21	22	22
Lemelin.....	31	1,619	108	2	1	4.00	11	14
Riggin.....	14	823	47	1	0	3.43	6	7
Edwards.....	11	443	34	1	0	4.60	3	3
Kidd.....	9	517	35	0	1	4.06	3	5
Joseph.....	2	79	1	0	0	0.76	1	0
Reese.....	4	209	17	1	0	4.88	1	3
Myre.....	5	305	18	1	0	3.54	1	4
Bouchard.....	12	701	42	1	0	3.59	1	11
Tabaracci.....	4	223	7	0	0	1.88	0	3
Wamsley.....	4	104	14	0	0	8.08	0	3
McLennan.....	1	1	0	0	0	0.00	0	0
Turek.....	1	19	0	0	0	0.00	0	0

FLAMES PLAYOFF TEAM RECORDS

YEARS IN PLAYOFFS – 25 OF 35 YEARS

GAMES		SERIES	
Played	202	Played	39
Won	92	Won	15
Lost	110	Lost	24

LONGEST STREAKS

Winning: 6 Games

Game 7, 1989 Smythe Division Semi-Finals to Game 1, Campbell Conference Championships, Apr 15 to May 2, 1989

Home Winning: 6 Games

Game 2, 1989 Smythe Division Semi-Finals to Game 1 Campbell Conference Championships, Apr 6 to May 2, 1989

Road Winning: 5 Games

Game 5, Western Conference Semi-Finals to Game 1, Stanley Cup Finals, May 1 to May 25, 2004

Losing: 7 Games

Game 1, 1974 Quarter-Finals vs Philadelphia to Game 1, 1977 Preliminary Round vs Los Angeles, Apr 9, 1974 to Apr 5, 1977;

Game 3, 1977 Preliminary Round vs Los Angeles to Game 2, 1980 Preliminary Round vs NY Rangers, Apr 9, 1977 to Apr 9, 1980

Home Losing: 3 Games

Game 3, 1974 Quarter-Finals vs Philadelphia to Game 2, 1976 Preliminary Round vs Los Angeles, Apr 12, 1974 to Apr 8, 1976;

Game 4, 1986 Smythe Division Finals to Game 3, 1986 Campbell Conference Finals vs St. Louis, Apr 24 to May 2, 1986

Road Losing: 9 Games

Game 1, 1974 Quarter-Finals vs Philadelphia to Game 2, 1980 Preliminary Round vs NY Rangers, Apr 9, 1974 to Apr 9, 1980

PLAYOFF YEAR – MOST

Games: 26, 2004

Home Games: 12, 1986, 1989, 2004

Road Games: 14, 2004

Wins: 16, 1989

Losses: 11, 2004

Goals, For: 82, 1989

Goals, Against: 69, 1986

Power Play Goals, For: 28, 1989

Power Play Goals, Against: 21, 2004

Shorthanded Goals, For: 5, 1986

Shorthanded Goals, Against: 5, 1983, 1986

PLAYOFF SERIES

Most Goals: 36
vs San Jose,
1995 Western Conference
Quarter-Finals

Fewest Goals: 1
vs Los Angeles,
1976 Preliminary Round

Most Goals 2 Game Series: 5
vs Detroit,
1977 Preliminary Round;
vs Toronto,
1979 Preliminary Round

Fewest Goals 2 Game Series: 1
vs Los Angeles,
1976 Preliminary Round

Most Goals 3 Game Series: 15
vs Chicago,
1981 Preliminary Round;
vs Winnipeg,
1986 Smythe Division Finals

Fewest Goals 3 Game Series: 5
vs Vancouver,
1982 Smythe Division
Semi-Finals

Most Goals 4 Game Series: 22
vs Los Angeles,
1989 Smythe Division Finals

Fewest Goals 4 Game Series: 6
vs Philadelphia,
1974 Quarter-Finals

PLAYOFF SERIES (CON'T)

Most Goals 5 Game Series: 30

vs Los Angeles,
1988 Smythe Division Semi-Finals

Fewest Goals 5 Game Series: 13

vs Edmonton,
1983 Smythe Division Finals;
vs Montreal,
1986 Stanley Cup Finals

Most Goals 6 Game Series: 28

vs Los Angeles,
1993 Smythe Division Semi-Finals

Fewest Goals 6 Game Series: 10

vs Detroit,
2007 Western Conference Quarter-Finals

Most Goals 7 Game Series: 36

vs San Jose,
1995 Western Conference Quarter-Finals

Fewest Goals 7 Game Series: 14

vs Tampa Bay,
2004 Stanley Cup Finals

Most Goals Against: 35

vs Edmonton,
1983 Smythe Division Finals

Fewest Goals Against: 3

vs Los Angeles,
1976 Preliminary Round

Most Goals Against 2 Game Series: 9

vs Toronto,
1979 Preliminary Round

Fewest Goals Against 2 Game Series: 3

vs Los Angeles,
1976 Preliminary Round

Most Goals Against 3 Game Series: 11

vs Los Angeles,
1977 Preliminary Round

Fewest Goals Against 3 Game Series: 9

vs Chicago,
1981 Preliminary Round

Most Goals Against 4 Game Series: 18

vs Edmonton,
1988 Smythe Division Finals

Fewest Goals Against 4 Game Series: 11

vs Los Angeles,
1989 Smythe Division Finals

Most Goals Against 5 Game Series: 35

vs Edmonton,
1983 Smythe Division Finals

NHL RECORD

Fewest Goals Against 5 Game Series: 8

vs Chicago,
1989 Campbell Conference Championship

Most Goals Against 6 Game Series: 33

vs Los Angeles,
1993 Smythe Division Semi-Finals

Fewest Goals Against 6 Game Series: 12 (2x)

vs Detroit,
2004 Western Conference Semi-Finals;
vs San Jose,
2004 Western Conference Finals

Most Goals Against 7 Game Series: 33

vs Edmonton,
1984 Smythe Division Finals

Fewest Goals Against 7 Game Series: 13

vs Tampa Bay,
2004 Stanley Cup Finals

Most Goals Both Teams: 62

vs San Jose,
1995 Western Conference Quarter-Finals
(Flames 36, San Jose 26)

Fewest Goals Both Teams: 4

vs Los Angeles,
1976 Preliminary Round
(Flames 1, Los Angeles 3)

Most Goals Both Teams 2 Game Series: 14

vs Toronto,
1979 Preliminary Round
(Flames 5, Toronto 9)

Fewest Goals Both Teams 2 Game Series: 4

vs Los Angeles,
1976 Preliminary Round
(Flames 1, Los Angeles 3)

Most Goals Both Teams 3 Game Series: 24

vs Chicago,
1981 Preliminary Round
(Flames 15, Chicago 9)

Fewest Goals Both Teams 3 Game Series: 15

vs Vancouver,
1982 Smythe Division Semi-Finals
(Flames 5, Vancouver 10)

Most Goals Both Teams 4 Game Series: 33

vs Los Angeles, 1989 Smythe Division
Semi-Finals (Flames, Los Angeles 11)

Fewest Goals Both Teams 4 Game Series: 22

vs NY Rangers,
1980 Preliminary Round
(Flames 8, Rangers 14)

Most Goals Both Teams 5 Game Series: 48

vs Edmonton,
1983 Smythe Division Finals
(Flames 13, Edmonton 35);
vs Los Angeles,
1988 Smythe Division Semi-Finals
(Flames 30, Los Angeles 18)

Fewest Goals Both Teams 5 Game Series: 23

vs Chicago,
1989 Campbell Conference Championship
(Flames 15, Chicago 8)

Most Goals Both Teams 6 Game Series: 61

vs Los Angeles,
1993 Smythe Division Semi-Finals
(Flames 28, Los Angeles 33)

Fewest Goals Both Teams 6 Game Series: 23

vs Detroit,
2004 Western Conference Semi-Finals
(Flames 11, Detroit 12)

Most Goals Both Teams 7 Game Series: 62

vs San Jose,
1995 Western Conference Quarter-Finals
(Flames 36, San Jose 26)

NHL RECORD

PLAYOFF SERIES (CON'T)

Fewest Goals Both Teams 7 Game Series: 27

vs Tampa Bay,
2004 Stanley Cup Finals
(Flames 14, Tampa Bay 13)

Most Power Play Goals For: 13

vs St. Louis,
1986 Campbell Conference Finals

Most Power Play Goals Against: 10

vs Los Angeles,
1990 Smythe Division Semi-Finals

Most Power Play Goals Both Teams: 18

vs St. Louis,
1986 Campbell Conference Finals
(Flames 13, St. Louis 5)

Most Shorthanded Goals For: 6

vs San Jose,
1995 Western Conference Quarter-Finals

TIES NHL RECORD

Most Shorthanded Goals Against: 5

vs Edmonton,
1983 Smythe Division Finals

Most Shorthanded Goals Both Teams: 7

vs Edmonton,
1983 Smythe Division Finals
(Flames 2, Edmonton 5)

TIES NHL RECORD

Most Shutouts For: 2 (2 Times)

vs Vancouver,
1989 Smythe Division Semi-Finals,

con't

Apr 8, 1989 (Vernon);

Apr 11, 1989 (Vernon)

vs Detroit,

2004 Western Conference Semi-Finals,
May 1, 2004 (Kiprusoff);

May 8, 2004 (Kiprusoff)

Most Shutouts Against: 1 (10x)

vs LA, 1976 Preliminary Round,
Apr 8, 1976 (Vachon);

vs PHIL, 1981 Quarter-Finals,
Apr 16, 1981 (St. Croix);

vs VAN, 1984 Smythe Division SF, Apr 7,
1984 (Brodeur);

vs MTL, 1986 Stanley Cup Finals,
May 22, 1986 (Roy);

vs VAN, 1994 Western Conference QF,
Apr 18, 1994 (McLean);

vs CHI, 1996 Western Conference QF,
Apr 19, 1996, (Belfour);

vs SJ, 2004 Western Conference SF,
May 13, 2004, (Nabokov);

vs TB, 2004 Stanley Cup Finals,
May 31, 2004, (Khabibulin)

vs. ANA, 2006 Western Conference QF,
May 3, 2006 (Bryzgalov)

vs. SJ, 2008 Western Conference QF,
Apr 10, 2008 (Nabokov)

PLAYOFF GAME

con't

Most Goals: 9

Apr 6, 1988 vs Los Angeles, 9-2;
Apr 21, 1993 vs Los Angeles, 9-4;
May 11, 1995 at San Jose, 9-2

Most Goals At Home: 9

Apr 6, 1988 vs Los Angeles, 9-2;
Apr 21, 1993 vs Los Angeles, 9-4

Most Goals On Road: 9

May 11, 1995 at San Jose, 9-2

Most Goals Against: 12

Apr 10, 1990 at Los Angeles, 4-12

Most Goals Against At Home: 10

Apr 17, 1983 vs Edmonton, 2-10

Most Goals Against On Road: 12

Apr 10, 1990 at Los Angeles, 4-12

Most Decisive Win: 7 Goals

Apr 6, 1988 vs Los Angeles, 9-2;
May 11, 1995 at San Jose, 9-2

Most Decisive Win At Home: 7 Goals

Apr 6, 1988 vs Los Angeles, 9-2

Most Decisive Win On Road: 7 Goals

May 11, 1995 at San Jose, 9-2

Most Decisive Loss: 8 Goals

Apr 17, 1983 vs Edmonton, 2-10;

Apr 20, 1983 at Edmonton, 1-9;

Apr 10, 1990 at Los Angeles, 4-12

Most Decisive Loss At Home: 8 Goals

Apr 17, 1983 vs Edmonton, 2-10

Most Decisive Loss On Road: 8 Goals

Apr 20, 1983 at Edmonton, 1-9;
Apr 10, 1990 at Los Angeles, 4-12

Most Power Play Goals For: 4

May 4, 1986 vs St. Louis, 8-2;
Apr 20, 1994 vs Vancouver, 7-5

Most Power Play Goals Against: 4 (2x)

Apr 9, 1989 at Vancouver, 3-5;
Apr 7, 2004 at Vancouver, 3-5

Most Power Play Goals, Both Teams: 7

Apr 9, 1989 at Vancouver, 3-5,
Flames 3, Vancouver 4

Most Shorthanded Goals For: 2

Apr 6, 1990 vs Los Angeles, 8-5;
May 11, 1995 at Vancouver, 3-2

Most Shorthanded Goals Against: 3

Apr 17, 1983 vs Edmonton, 2-10,
Apr 21, 2007 at Detroit, 1-5

TIES NHL RECORD

Fastest Opening Goal For: 0:20 (2x)

May 6, 1986 at St. Louis, 5-3, Joe Mullen;
May 11, 2004 at San Jose, 4-1, Marcus Nilson

PLAYOFF GAME (CON'T)

Fastest Opening Goal Against: 0:08

Apr 7, 1982 at Vancouver, 1-2,
Stan Smyl

Fastest Two Goals For: 0:15

May 5, 1981 at Minnesota, 4-7
3rd period, Gould (10:22)
and Dwyer (10:37)

Fastest Two Goals Against: 0:08

Apr 14, 1983 at Edmonton, 3-6,
3rd period, Messier (2:00)
and Hughes (2:08)

Fastest Two Goals Both Teams: 0:15

Apr 17, 1983 vs Edmonton, 2-10,
1st period, Gretzky (13:42)
and Reinhart (13:57)

Fastest Three Goals For: 3:14

Apr 21, 1993 vs Los Angeles, 9-4,
3rd period, Reichel (7:23),
Paslawski (8:14), and Fleury (10:37)

Fastest Three Goals Against: 0:23

Apr 12, 1979 at Toronto, 4-7,
1st period, Sittler (4:04 & 4:16)
and Ellis (4:27)

NHL RECORD

Fastest Three Goals Both Teams: 0:55

Apr 17, 1983 vs Edmonton, 2-10,
1st period, Gretzky (13:42),
Reinhart (13:57) and Gretzky (14:37)

Most Penalty Minutes For: 110

Apr 10, 1979 vs Toronto

Most Penalty Minutes Against: 110

Apr 24, 1986 vs Edmonton

Most Penalty Minutes Both Teams: 219

Apr 10, 1979 vs Toronto

Fewest Penalty Minutes For: 4 (4x)

May 19, 1995 vs San Jose (2 OT);
Apr 27, 2004 vs Detroit;
Jun 3, 2004 vs Tampa Bay
Apr 9, 2008 vs San Jose

Fewest Penalty Minutes Against: 2

May 19, 1995 vs San Jose (2 OT)

Fewest Penalty Minutes Both Teams: 6

May 19, 1995 vs San Jose (2 OT),
(Flames 4, San Jose 2)

Most Shots On Goal For: 60

May 19, 1995 vs San Jose, 4-5 (2 OT)

Most Shots On Goal Against: 65

Apr 11, 1981 at Chicago, 5-4 OT;
Apr 6, 1988 vs Los Angeles, 9-2

Most Shots On Goal Both Teams: 113

Apr 11, 1981 at Chicago, 5-4 OT,
(Flames 48, Chicago 65)

Fewest Shots On Goal For: 10

Apr 15, 2008 vs San Jose, 2-3

Fewest Shots On Goal Against: 15

Jun 7, 2004 at Tampa Bay, 1-2

Fewest Shots On Goal Both Teams: 32

Jun 7, 2004 at Tampa Bay, 1-2

PLAYOFF PERIOD

Most Goals For: 5

Apr 21, 1993 vs Los Angeles,

Most Goals Against: 5

Apr 22, 1981 at Philadelphia,
4-9, 1st period;

Apr 20, 1983 at Edmonton,
1-9, 2nd period;

Apr 10, 1990 at Los Angeles,
4-12, 2nd period

Most Goals Both Teams: 9

Apr 10, 1990 at Los Angeles,
4-12, 2nd period, Flames 4, Los Angeles 5

Most Shots For: 22

Apr 6, 1988 vs Los Angeles,
9-2, 1st period, 4 goals

Most Shots Against: 27

Apr 10, 2008 at San Jose,
0-2, 2nd period, 2 goals

Most Shots Both Teams: 36

Apr 28, 1981 vs Minnesota,
1-4, 2nd period, Flames 18 shots, 1 goal,
Minnesota 18 shots, 2 goals

Fewest Shots For: 2 (7x)

Apr 17, 1981 at Philadelphia,
5-4, 3rd period, no goals;

May 14, 1986 vs St. Louis,
2-1, 3rd period, no goals;

May 22, 1986 at Montreal,

con't

0-1, 2nd period, no goals;

May 6, 1989 at Chicago,
5-2, 3rd period, two goals

Apr 15, 2004 at Vancouver,
2-1, 3rd period, one goal

May 29, 2004 vs Tampa Bay,
3-0, 1st period, no goals

Apr 15, 2008 vs San Jose,
2-3, 1st period, no goals

Fewest Shots Against: 2

Apr 7, 1977 vs Los Angeles,
3-2, 2nd period, 1 goal;

Apr 7, 1988 vs Los Angeles,
6-4, 3rd period, 1 goal;

Apr 28, 1994 at Vancouver,
2-3 OT, 3rd period, no goals

Fewest Shots Both Teams: 7

May 29, 2004 vs Tampa Bay,
3-0, 1st period, Flames 2 shots, 0 goals,
Tampa Bay 5 shots, 0 goals

Most Power Play Goals For: 3

May 4, 1986 vs St. Louis,
8-2, 3rd period, Patterson, Quinn, MacInnis;

May 12, 1986 at St. Louis,
5-6 OT, 2nd period, Quinn (2), Tonelli;

Apr 9, 1989 at Vancouver,
3-5, 3rd period, Otto, Fleury, Nieuwendyk

PLAYOFF PERIOD (CON'T)

Most Power Play Goals Against: 3

Apr 11, 1978 vs Detroit, 3-5, 1st period

Most Power Play Goals Both Teams: 5

Apr 9, 1989 at Vancouver, 3-5, 3rd period,
Flames (Otto, Fleury, Nieuwendyk),
Vancouver (Reinhart, Nordmark)

Most Shorthanded Goals For: 2

May 11, 1995 at San Jose, 9-2, 1st period,
Mike Sullivan and Ron Stern

Most Shorthanded Goals Against: 2 (2x)

Apr 14, 1985 vs Winnipeg, 3-5, 2nd period,
Smail, Boschman
Apr 21, 2007 at Detroit, 1-5, 2nd period,
Cleary (SH PS), Chelios

Most Shorthanded Goals Both Teams: 2 (4x)

Apr 14, 1983 at Edmonton, 3-6, 3rd period
(Flames, Reinhart - Edmonton, Messier);
Apr 14, 1985 vs Winnipeg, 3-5, 2nd period
(Winnipeg Smail, Boschman);
May 11, 1995 at San Jose, 9-2, 1st period,
Mike Sullivan and Ron Stern

con't

Apr 21, 2007 @ Detroit, 1-5, 2nd period,
Cleary (SH PS), Chelios

Most Penalty Minutes For: 94

Apr 10, 1979 vs Toronto, 1-2, 2nd period

Most Penalty Minutes Against: 87

Apr 10, 1979 vs Toronto, 1-2, 2nd period

Most Penalty Minutes Both Teams: 181

Apr 10, 1979 vs Toronto, 1-2, 2nd period
(Flames 94, Toronto 87)

Fewest Penalty Minutes For: 0 (50x),

Last time: Apr 22, 2008
vs San Jose, 3-5, 3rd period

Fewest Penalty Minutes Against: 0 (48x)

Last time: Apr 22, 2008
vs San Jose 3-5, 2nd period

Fewest Penalty Minutes Both Teams: 0

Last time: Apr 22, 2007 vs Detroit, 1-2
(OTL), 2nd period
vs Tampa Bay, 2-3 (2 OT), 1st OT

OVERTIME

Most Overtime Games Playoff Year: 7 2004

Apr 17, vs Vancouver, 4-5 (3 OT), Morrison;
Apr 19, vs Vancouver, 3-2, Gelinias;
Apr 22, at Detroit, 2-1, Gelinias;
May 3, vs Detroit, 1-0, Gelinias;
May 9, at San Jose, 4-3, Montador;
Jun 3, at Tampa Bay, 3-2, Saprykin;
Jun 5, vs Tampa Bay, 2-3 (2 OT), St. Louis

Most Overtime Wins Playoff Year: 5 2004

Apr 19, vs Vancouver, 3-2, Gelinias;
Apr 22, at Detroit, 2-1, Gelinias;
May 3, vs Detroit, 1-0, Gelinias;
May 9, at San Jose, 4-3, Montador;
Jun 3, at Tampa Bay, 3-2, Saprykin

Most Overtime Losses Playoff Year: 3 (2x) 1986

Apr 20, at Edmonton, 5-6, Anderson;
May 12, at St. Louis, 5-6, Wickenheiser;
May 18, vs Montreal, 2-3, Skrudland

1994

Apr 26, vs Vancouver, 1-2, G Courtnall;
Apr 28, at Vancouver, 2-3, Linden;
Apr 30, vs Vancouver, 3-4, Bure

Longest Overtime Game: 50:02 OT

Apr 23, 1996 vs Chicago, 1-2, Joe Murphy

Longest Overtime Game At Home: 50:02 OT

Apr 23, 1996 vs Chicago, 1-2, Joe Murphy

Longest Overtime Game On Road: 38:08 OT

May 19, 1989 at Montreal, 3-4, Ryan Walter

Shortest Overtime Game: 0:09 OT

May 18, 1986 vs Montreal, 2-3,
Brian Skrudland
NHL RECORD

Shortest Overtime Game At Home: 0:09 OT

May 18, 1986 vs Montreal, 2-3,
Brian Skrudland
NHL RECORD

Shortest Overtime Game On Road: 0:33 OT

Apr 8, 1980 at NY Rangers, 1-2,
Steve Vickers

20 MINUTE OVERTIME

Most Shots For: 17

May 19, 1995 vs San Jose, 4-5 (2 OT),
1st OT period

Most Shots Against: 17

Apr 22, 2007 vs. Detroit, 1-2,
1st OT period

Most Shots Both Teams: 25

Apr 11, 1981 at Chicago, 5-4,
1st OT period;

May 19, 1995 vs San Jose, 4-5 (2 OT),
1st OT period

OTHER OVERTIME PERIODS

Most Shots For: 11 (3x)

Apr 11, 1981 at Chicago, 5-4, 2nd OT
Apr 15, 1989 vs Vancouver, 4-3, 1st OT
May 3, 2004 vs Detroit, 1-0, 1st OT

Most Shots Against: 12 (3x)

May 3, 2004 vs Detroit, 1-0, 1st OT
May 9, 2004 at San Jose, 4-3, 1st OT

Most Shots Both Teams: 22

Apr 15, 1989 vs Vancouver, 4-3,
1st OT, Flames 11, Vancouver 11

Fewest Shots For: 0 (6x)

Apr 8, 1980 at NY Rangers, 1-2, 1st OT;
Apr 20, 1986 at Edmonton, 5-6, 1st OT;
May 18, 1986 vs Montreal, 2-3, 1st OT;
Apr 17, 2004 vs Vancouver, 4-5, 3rd OT;
Jun 5, 2004 vs Tampa Bay, 2-3, 2nd OT
Apr 27, 2006 vs. Anaheim, 2-3, 1st OT

con't

Fewest Shots Against: 0 (4x)

Apr 10, 1983 at Vancouver, 4-3, 1st OT;
Apr 13, 1984 at Edmonton, 6-5, 1st OT;
Apr 20, 1984 vs Edmonton, 5-4, 1st OT;
Apr 19, 2004 at Vancouver, 3-2, 1st OT

Fewest Shots Both Teams: 1

Apr 20, 1984 vs Edmonton, 5-4,
1st OT period, Flames 1, Edmonton 0;
Apr 20, 1986 at Edmonton, 5-6,
1st OT period, Flames 0, Edmonton 1;
May 18, 1986 vs Montreal, 2-3,
1st OT period, Flames 0, Montreal 1
Apr 27, 2006 vs. Anaheim, 2-3,
1st OT period, Flames 0, Anaheim, 1

INDIVIDUAL RECORDS PLAYOFF CAREER

Most Games: 99

Jim Peplinski, 1980-89

Most Goals: 35

Joe Mullen, 1986-90

Most Assists: 77

Al MacInnis, 1983-94

Most Points: 102

Al MacInnis, 1983-94

Most Penalty Minutes: 382

Jim Peplinski, 1980-89

Most Wins By A Goaltender: 41

Mike Vernon, 1986-94

PLAYOFF YEAR

Most Goals: 16

Joe Mullen, 1989

Most Assists: 24

Al MacInnis, 1989

Most Penalty Minutes: 108

Tim Hunter, 1986

Most Points: 31

Al MacInnis, 1989, 7 goals, 24 assists

Most Wins By A Goaltender: 16

Mike Vernon, 1989,
TIES NHL RECORD

Most Consecutive Games Scoring Points: 19

Al MacInnis, 1989-90 Apr 13,
1989 to May 25, 1989 (17 games), and
Apr 4, 1990 to Apr 6, 1990
(2 games), 9 goals, 20 assists,
29 points

PLAYOFF SERIES

Most Goals For: 7

Hakan Loob vs Los Angeles,
1988 Smythe Division Semi-Finals
(5 games);

Theoren Fleury vs San Jose, 1995
Western Conference Quarter-Finals
(7 games)

Most Goals Against: 8

Mark Messier, Edmonton, 1984
Smythe Division Finals (7 games)

Most Powerplay Goals For: 5

Ken Houston, 1981
Quarter Finals vs Philadelphia
TIES NHL RECORD

Most Assists For: 11

Al MacInnis vs Edmonton,
1984 Smythe Division Finals
(7 games)

Most Assists Against: 9

Ken Linseman, Philadelphia,
1981 Quarter-Finals (7 games);
Wayne Gretzky, Edmonton,
1984 Smythe Division Finals (7 games)

PLAYOFF SERIES (CON'T)

Most Points For: 14

Theoren Fleury vs San Jose,
1995 Western Conference Quarter-Finals
(7 games), 7 goals, 7 assists

Most Points Against: 14

Wayne Gretzky, Edmonton,
1983 Smythe Division Finals (5 games),
6 goals, 8 assists

Most Penalty Minutes For: 61

Willi Plett vs Philadelphia,
1981 Quarter-Finals (7 games)

Most Penalty Minutes Against: 53

Charlie Bourgeois, St. Louis,
1986 Campbell Conference Finals
(7 games)

PLAYOFF GAME

Most Goals For: 4

Theoren Fleury at San Jose,
1995 Western Conference Quarter-Finals,
Game 4, May 13, 1995

Most Goals Against: 4

Mark Messier, Edmonton,
1983 Smythe Division Finals,
Game 1, Apr 14, 1983;

Wayne Gretzky, Edmonton,
1983 Smythe Division Finals,
Game 3, Apr 17, 1983

Most Assists For: 4

Kent Nilsson vs Vancouver,
1983 Smythe Division Semi-Finals,
Game 2, Apr 7, 1983;

Theoren Fleury at San Jose,
1995 Western Conference Quarter-Finals,
Game 3, May 11, 1995

Most Assists Against: 4

Ken Linseman, Philadelphia,
1981 Quarter-Finals,
Game 5, Apr 22, 1981;

Wayne Gretzky, Los Angeles,
1990 Smythe Division Semi-Finals,
Game 4, Apr 10, 1990

Most Points For: 5

Al MacInnis vs Vancouver,
1994 Western Conference Quarter-Finals,
Game 2, Apr 20, 1994, 2 goals, 3
assists;

Theoren Fleury at San Jose,
1995 Western Conference Quarter-Finals,
Game 3, May 11, 1995, 4 goals, 1
assist

Most Points Against: 7

Wayne Gretzky, Edmonton,
1983 Smythe Division Finals,
Game 3, Apr 17, 1983, 4 goals, 3
assists

NHL RECORD

Most Penalty Minutes For: 31

Willi Plett vs Philadelphia,
1981 Quarter-Finals,
Game 5, Apr 22, 1981, 3 minors, 1
major, 2 game misconducts

Most Penalty Minutes Against: 32

Dave Williams, Toronto,
1979 Preliminary Round,
Game 1, Apr 10, 1979, 1 minor, 2
majors,
1-10 minute misconduct, 1 game
misconduct

PLAYOFF PERIOD

Most Goals For: 2

Al MacInnis, (3x)
vs Montreal,
1989 Stanley Cup Championship,
Game 1, 1st period, May 14, 1989;

vs Los Angeles,
1990 Smythe Division Semi-Finals,
Game 1, 1st period, Apr 4, 1990;

vs Vancouver,
1994 Western Conference Quarter-Finals,
Game 2, 1st period, Apr 20, 1994;

Doug Gilmour, (2x)
vs Los Angeles,
1989 Smythe Division Finals,
Game 2, 1st period, Apr 20, 1989;

at Los Angeles,
1989 Smythe Division Finals,
Game 3, 3rd period, Apr 22, 1989;

Eric Vail vs NY Rangers,
1980 Preliminary Round,
Game 3, 2nd period, Apr 11, 1980;

Dan Quinn, (2x)

vs St. Louis,
1986 Campbell Conference Finals,
Game 5, 2nd period, May 10, 1986;
at St. Louis,
1986 Campbell Conference Finals,
Game 6, 2nd period, May 12, 1986;

Randy Holt vs Philadelphia,
1981 Quarter- Finals,
Game 4, 3rd period, Apr 20, 1981;

Paul Reinhart at Edmonton,
1983 Smythe Division Finals,
Game 1, 3rd period, Apr 14, 1983;

Doug Risebrough vs St. Louis,
1986 Campbell Conference Finals,
Game 2, 1st period, May 2, 1986;

Mike Bullard,
1987 Smythe Division Semi-Finals,
Game 2, 2nd period, Apr 9, 1987;

PLAYOFF PERIOD (CON'T)

con't

Mike Sullivan at San Jose,
1995 Western Conference Quarter-Finals,
Game 3, May 11, 1995;

Theoren Fleury at San Jose,
1995 Western Conference Quarter-Finals,
Game 4, May 13, 1995;

Steve Chiasson vs Chicago,
1996 Western Conference Quarter-Finals,
Game 3, Apr 21, 1996

Jarome Iginla vs. Anaheim
2006 Conference Quarter Finals,
Game 4, 3rd period, Apr 27, 2006;

Most Goals Against: 3

Rick MacLeish, Philadelphia,
1974 Quarter-Finals,
Game 2, 2nd period, Apr 11, 1974;

Brian Propp, Philadelphia,
1981 Quarter-Finals,
Game 5, 1st period, Apr 22, 1982

TIES NHL RECORD

Most Assists For: 2

Al MacInnis, (7x)
vs Edmonton,
1984 Smythe Division Finals,
Game 5, 2nd period, Apr 18, 1984;

vs Edmonton,
1984 Smythe Division Finals,
Game 6, 1st period, Apr 20, 1984;

vs St. Louis,
1986 Campbell Conference Finals,
Game 1, 2nd period, May 2, 1986;

vs St. Louis,
1986 Campbell Conference Finals,
Game 2, 3rd period, May 4, 1986;

vs Vancouver,
1989 Smythe Division Semi-Finals,
Game 4, 3rd period, Apr 9, 1989;

vs Vancouver,
1989 Smythe Division Semi-Finals,
Game 7, 1st period, Apr 15, 1989;

vs Los Angeles,
1993 Smythe Division Semi-Finals,
Game 2, 3rd period, Apr 21, 1993;

Gary Roberts, (4x)
at Los Angeles,
1989 Smythe Division Finals,
Game 3, 3rd period, Apr 22, 1989;

at Los Angeles,
1990 Smythe Division Semi-Finals,
Game 4, 2nd period, Apr 10, 1990;

at Edmonton,
1991 Smythe Division Semi-Finals,
Game 4, 1st period, Apr 10, 1991;

vs Los Angeles,
1993 Smythe Division Semi-Finals,
Game 2, 2nd period, Apr 21, 1993;

Guy Chouinard, (4x)
vs NY Rangers,
1980 Preliminary Round,
Game 3, 2nd period, Apr 11, 1980;
vs Philadelphia,

con't

1981 Quarter-Finals,
Game 2, 2nd period, Apr 17, 1981;

vs Philadelphia,
1981 Quarter-Finals,
Game 7, 1st period, Apr 26, 1981;

vs Vancouver,
1983 Smythe Division Semi-Finals,
Game 2, 2nd and 3rd periods;

Paul Reinhart, (3x)
vs Chicago,
1981 Preliminary Round,
Game 1, 3rd period, Apr 8, 1981;

vs St. Louis,
1986 Campbell Conference Finals,
Game 2, 3rd period, May 4, 1986;

at St. Louis,
1986 Campbell Conference Finals,
Game 6, 2nd period, May 12, 1986;

Gary Suter, (3x)
vs Los Angeles,
1988 Smythe Division Semi-Finals,
Game 1, 1st period, Apr 6, 1988;

vs Vancouver,
1989 Smythe Division Semi-Finals,
Game 4, 1st period, Apr 9, 1989;

vs Edmonton,
1991 Smythe Division Semi-Finals,
Game 5, 1st period, Apr 12, 1991;

Kent Nilsson, (2x)
vs Chicago,
1981 Preliminary Round,
Game 1, 2nd period, Apr 8, 1981;

Jim Peplinski, (2x)
vs Philadelphia,
1981 Quarter-Finals,
Game 4, 3rd period, Apr 20, 1981;
vs Montreal,
1986 Stanley Cup Finals,
Game 1, 3rd period, May 16, 1986;

Rob Ramage, (2x)
vs Los Angeles,
1989 Smythe Division Finals,
Game 4, 1st period, Apr 24, 1989;

vs Montreal,
1989 Stanley Cup Championship,
Game 5, 1st period, May 23, 1989;

Sergei Makarov, (2x)
vs Los Angeles,
1990 Smythe Division Semi-Finals,
Game 2, 2nd period, Apr 6, 1990;

at Los Angeles,
1990 Smythe Division Semi-Finals,
Game 4, 2nd period;

Bob Murdoch vs Minnesota,
1981 Semi-Finals,
Game 4, 3rd period, May 5, 1981;

Doug Risebrough vs Winnipeg,
1985 Smythe Division Semi-Finals,
Game 1, 2nd period, Apr 10, 1985;

PLAYOFF PERIOD (CON'T)

con't

Terry Johnson at Winnipeg,
1986 Smythe Division Semi-Finals,
Game 3, 1st period, Apr 12, 1986;

John Tonelli at Edmonton,
1986 Smythe Division Finals,
Game 1, 1st period, Apr 18, 1986;

Neil Sheehy vs St. Louis,
1986 Campbell Conference Finals,
Game 2, 1st period, May 4, 1986;

Joel Otto vs Montreal,
1989 Stanley Cup Championship,
Game 1, 1st period, May 14, 1989;

Phil Housley vs San Jose,
1995 Western Conference Quarter-Finals,
Game 1, 3rd period, May 7, 1995;

Mike Sullivan vs San Jose,
1995 Western Conference Quarter-Finals,
Game 2, 1st period, May 9, 1995;

German Titov at San Jose,
1995 Western Conference Quarter-Finals,
Game 3, 3rd period, May 11, 1995;

Ron Stern vs Chicago,
1996 Western Conference Quarter-Finals,
Game 3, Apr 21, 1996

Robyn Regehr vs Vancouver,
2004 Western Conference Quarter-Finals,
Game 6, 2nd Period, Apr 17, 2004

Martin Gellinas vs Detroit,
2004 Western Conference Semi-Finals,
Game 3, 2nd Period, Apr 27, 2004

Andrew Ference vs. Anaheim
2006 Conference Quarter Finals
Game 4, 3rd period, April 27, 2006

Most Assists Against: 3

Ken Linseman, Philadelphia,
1981 Quarter-Finals,
Game 5, 1st period, Apr 22, 1981;

Dave Ellett, Winnipeg,
1987 Smythe Division Semi-Finals,
Game 6, 1st period, Apr 16, 1987

TIES NHL RECORD

Most Points For: 3

Al MacInnis vs St. Louis,
1986 Campbell Conference Finals,
Game 2, 3rd period, May 4, 1986,
1 goal, 2 assists;

Dan Quinn at St. Louis,
1986 Campbell Conference Finals,
Game 6, 2nd period, May 12, 1986,
2 goals, 1 assist;

Theoren Fleury vs Edmonton,
1991 Smythe Division Semi-Finals,
Game 7, 1st period, Apr 16, 1991,
1 goal, 2 assists;

Al MacInnis vs Vancouver,
1994 Western Conference Quarter-Finals,
Game 2, 1st period, Apr 20, 1994,
2 goals, 1 assist;

Steve Chiasson vs Chicago,
1996 Western Conference Quarter-Finals,

con't

Game 3, Apr 21, 1996,
2 goals, 1 assist

Most Points Against: 3

Rick MacLeish, Philadelphia,
1974 Quarter-Finals,
Game 2, 2nd period, Apr 11, 1974,
3 goals;

Vaclav Nedomansky, Detroit,
1978 Preliminary Round,
Game 1, 1st period, Apr 11, 1978,
1 goal, 2 assists;

Brian Propp, Philadelphia,
1981 Quarter-Finals,
Game 5, 1st period, Apr 22, 1981,
3 goals;

Ken Linseman, Philadelphia,
1981 Quarter-Finals,
Game 5, 1st period, Apr 22, 1981,
3 assists;

Wayne Gretzky, Edmonton,
1983 Smythe Division Finals,
Game 3, 1st period, Apr 17, 1983,
2 goals, 1 assist;

Greg Paslawski, St. Louis,
1986 Campbell Conference Finals,
Game 6, 3rd period, May 12, 1986,
2 goals, 1 assist;

Mats Naslund, Montreal,
1986 Stanley Cup Finals,
Game 3, 1st period, May 20, 1986,
2 goals, 1 assist;

Dave Ellett, Winnipeg,
1987 Smythe Division Semi-Finals,
Game 6, 1st period,
3 assists;

Wayne Gretzky, Los Angeles,
1990 Smythe Division Semi-Finals,
Game 4, 2nd period, Apr 10, 1990,
1 goal, 2 assists;

Tomas Sandstrom, Los Angeles,
1990 Smythe Division Semi-Finals,
Game 4, 2nd period, Apr 10, 1990,
1 goal, 2 assists

Jeremy Roenick, San Jose,
2008 Western Conference Quarter Finals,
Game 7, 2nd period, Apr 22, 2008,
2 goals, 1 assist

Most Penalty Minutes For: 30

Curt Bennett vs Philadelphia,
1974 Quarter-Finals,
Game 3, 2nd period, Apr 12, 1974,
2 majors, 1 10-minute misconduct,
1 game misconduct

Most Penalty Minutes Against: 35

Dave Semenko, Edmonton,
1983 Smythe Division Finals,
Game 3, 1st period, Apr 17, 1983,
1 major, 1 10-minute misconduct,
1 game misconduct, 1 match penalty

Fastest Two Goals, One Player: 1:37

Dan Quinn at St. Louis,
1986 Campbell Conference Finals,
Game 6, 2nd period, May 12, 1986,
0:20 and 1:57 vs Rick Wamsley

FLAMES ALL TIME SERIES RECORD

2007-08	Lost to San Jose	3 - 4	Western Conference Quarter Final
2006-07	Lost to Detroit	2 - 4	Western Conference Quarter Final
2005-06	Lost to Anaheim	3 - 4	Western Conference Quarter-Final
2004-05	NHL Lockout		
2003-04	Defeated Vancouver	4 - 3	Western Conference Quarter-Final
	Defeated Detroit	4 - 2	Western Conference Semi-Final
	Defeated San Jose	4 - 2	Western Conference Final
	Lost to Tampa Bay	3 - 4	Stanley Cup Final
2002-03	Missed Playoffs		
2001-02	Missed Playoffs		
2000-01	Missed Playoffs		
1999-00	Missed Playoffs		
1998-99	Missed Playoffs		
1997-98	Missed Playoffs		
1996-97	Missed Playoffs		
1995-96	Lost to Chicago	0 - 4	Western Conference Quarter-Final
1994-95	Lost to San Jose	3 - 4	Western Conference Quarter-Final
1993-94	Lost to Vancouver	3 - 4	Western Conference Quarter-Final
1992-93	Lost to Los Angeles	2 - 4	Division Semi-Final
1991-92	Missed Playoffs		
1990-91	Lost to Edmonton	3 - 4	Division Semi-Final
1989-90	Lost to Los Angeles	2 - 4	Division Semi-Final
1988-89	Defeated Vancouver	4 - 3	Division Semi-Final
	Defeated Los Angeles	4 - 0	Smythe Division Final
	Defeated Chicago	4 - 1	Campbell Conference Final
	Defeated Montreal	4 - 2	Stanley Cup Final
1987-88	Defeated Los Angeles	4 - 1	Division Semi-Final
	Lost to Edmonton	0 - 4	Smythe Division Final
1986-87	Lost to Winnipeg	2 - 4	Division Semi-Final
1985-86	Defeated Winnipeg	3 - 0	Division Semi-Final
	Defeated Edmonton	4 - 3	Smythe Division Final
	Defeated St. Louis	4 - 3	Campbell Conference Final
	Lost to Montreal	1 - 4	Stanley Cup Final
1984-85	Lost to Winnipeg	1 - 3	Division Semi-Final
1983-84	Defeated Vancouver	3 - 1	Division Semi-Final
	Lost to Edmonton	3 - 4	Smythe Division Final
1982-83	Defeated Vancouver	3 - 1	Division Semi-Final
	Lost to Edmonton	1 - 4	Smythe Division Final
1981-82	Lost to Vancouver	0 - 3	Division Semi-Final
1980-81	Defeated Chicago	3 - 0	Preliminary Round
	Defeated Philadelphia	4 - 3	Quarter-Finals
	Lost to Minnesota	2 - 4	Semi-Finals
1979-80	Lost to NY Rangers	1 - 3	Preliminary Round
1978-79	Lost to Toronto	0 - 2	Preliminary Round
1977-78	Lost to Detroit	0 - 2	Preliminary Round
1976-77	Lost to Los Angeles	1 - 2	Preliminary Round
1975-76	Lost to Los Angeles	0 - 2	Preliminary Round
1974-75	Missed Playoffs		
1973-74	Lost to Philadelphia	0 - 4	Quarter-Finals
1972-73	Missed Playoffs		

WON-LOSS
RECORD

89-91

SERIES
RECORD

15-18

RECORD IN
1st ROUND

7-12

RECORD IN
2nd ROUND

4-3

RECORD IN
3rd ROUND

3-1

RECORD IN
CUP FINALS

1-2

CONFERENCE CHAMPIONSHIPS

3

STANLEY CUP CHAMPIONSHIPS

1

YEARS IN PLAYOFFS - 19 OF 27 YEARS (0.704%)

CALGARY FLAMES ALL TIME ROSTER

PLAYER	SEASONS	FLAMES CAREER SCORING					PLAYOFF CAREER SCORING					NO.
		GP	G	A	PTS	PIM	GP	G	A	PTS	PIM	
Adduono, Rick	1979-80	3	0	0	0	2	-	-	-	-	-	17
Ahola, Peter	1993-94	2	0	0	0	2	-	-	-	-	-	38
Albelin, Tommy	1995-96 to 2000-01	339	12	59	71	92	4	0	0	0	0	5
Allison, Jamie	2001-02	101	3	10	13	163	-	-	-	-	-	7, 2, 33
Amonte, Tony	2005-06 to 2006-07	161	24	48	72	83	13	2	2	4	10	10
Andersson, Erik	1997-98	12	2	1	3	8	-	-	-	-	-	29
Andersson, Niklas	2000-01	11	0	1	1	4	-	-	-	-	-	25
Arnason, Chuck	1973-74	33	7	6	13	13	-	-	-	-	-	14
Ashton, Brent	1992-93	32	8	11	19	41	6	0	3	3	2	15
Aucoin, Adrian	2007-08	76	10	25	35	37	7	0	3	3	4	33
Bartel, Robin	1985-86	1	0	0	0	0	6	0	0	0	16	15
Bassen, Bob	1998-99	41	1	2	3	35	-	-	-	-	-	28
Baxter, Paul	1983-84 to 1986-87	209	16	39	55	568	30	0	4	4	120	4
Beaudoin, Serge	1979-80	3	0	0	0	0	-	-	-	-	-	24
Beers, Eddy	1981-82 to 1985-86	226	87	105	192	232	22	4	6	10	39	27
Begin, Steve	1997-98 & 1999-00 to 2002-03	123	11	7	18	192	-	-	-	-	-	57, 7, 26, 33
Belak, Wade	1998-99 to 2000-01	72	0	3	3	218	-	-	-	-	-	29, 4
Belanger, Yves	1977-78 to 1978-79	22	0	0	0	0	-	-	-	-	-	31
Bennett, Curt	1972-73 to 1977-78 & 1979-80	405	126	140	266	190	9	1	1	2	45	5, 2
Berezan, Perry	1984-85 to 1988-89	152	31	42	73	154	20	2	5	7	30	21
Bergqvist, Jonas	1989-90	22	2	5	7	10	-	-	-	-	-	18
Bernhardt, Tim	1982-83	6	0	0	0	0	-	-	-	-	-	29
Beube, Craig	2001-02 to 2002-03	234	10	17	27	628	6	0	1	1	21	23, 16, 27
Betts, Blair	2001-02 to 2003-04	35	3	5	8	12	-	-	-	-	-	15
Bialowas, Dwight	1973-74 to 1974-75	48	3	9	12	22	-	-	-	-	-	22
Bodak, Bob	1987-88	3	0	0	0	22	-	-	-	-	-	28
Boldirev, Ivan	1978-79 to 1979-80	65	22	32	54	26	2	0	2	2	2	12
Bolduc, Dan	1983-84	2	0	1	1	0	1	0	0	0	0	32
Borschevsky, Nikolai	1994-95	8	0	5	5	7	-	-	-	-	-	16
Botterill, Jason	1999-00 & 2001-02	6	1	0	1	2	-	-	-	-	-	17, 20
Botting, Cam	1975-76	2	0	1	1	0	-	-	-	-	-	24
Bouchard, Dan	1972-73 to 1980-81	398	0	16	16	146	12	0	0	0	0	30
Bouchard, Joel	1994-95 to 1997-98	126	9	12	21	106	-	-	-	-	-	34, 5, 6
Boucher, Bryan	2005-06	3	0	0	0	0	-	-	-	-	-	33
Boughner, Bob	2001-02 to 2002-03	148	5	18	23	293	-	-	-	-	-	6
Bourgeois, Charles	1981-82 to 1985-86	162	12	34	46	430	15	0	1	1	51	2, 28
Bowness, Rick	1975-76 to 1976-77	33	0	4	4	29	-	-	-	-	-	15
Boyd, Dustin	2006-07 to 2007-08	61	9	7	16	10	0	0	0	0	0	41
Bozek, Steve	1983-84 to 1987-88	261	64	79	143	80	31	7	7	14	53	26
Bradley, Brian	1985-86 to 1987-88	45	10	19	29	16	1	0	0	0	0	14
Brathwaite, Fred	1998-99 to 2000-01	138	0	3	3	45	-	-	-	-	-	40
Bridgman, Mel	1981-82 to 1982-83	142	45	80	125	197	12	5	4	9	47	26
Brigley, Travis	1997-98 & 1999-00	19	0	2	2	6	-	-	-	-	-	43, 26
Brochu, Martin	2000-01	0	0	0	0	0	-	-	-	-	-	30
Brown, Arnie	1972-73 to 1973-74	63	3	6	9	46	4	0	0	0	0	19
Brubaker, Jeff	1983-84	4	0	0	0	19	-	-	-	-	-	29
Bucyk, Randy	1987-88	2	0	0	0	0	-	-	-	-	-	18
Bullard, Mike	1986-87 to 1987-88	136	76	81	157	102	12	4	5	9	8	22, 25
Bure, Valeri	1997-98 to 2000-01	256	93	99	192	100	-	-	-	-	-	8
Bureau, Marc	1989-90 to 1990-91 & 1999-00	19	1	3	4	8	-	-	-	-	-	33, 7

CALGARY FLAMES ALL TIME ROSTER

PLAYER	SEASONS	FLAMES CAREER SCORING					PLAYOFF CAREER SCORING					NO.
		GP	G	A	PTS	PM	GP	G	A	PTS	PM	
Buzek, Petr	2001-02 to 2002-03	76	4	8	12	28	-	-	-	-	-	8
Byers, Jerry	1974-75	12	1	1	2	9	-	-	-	-	-	10
Carr, Gene	1978-79	30	3	8	11	6	1	0	0	0	0	14
Carriere, Larry	1975-76 to 1976-77	100	6	18	24	112	1	0	0	0	2	23
Cassels, Andrew	1997-98 to 1998-99	151	29	52	81	50	-	-	-	-	-	21
Cavallini, Gino	1984-85 to 1985-86	54	13	17	30	40	3	0	0	0	4	6
Charron, Eric	1997-98 to 1999-00	35	0	1	1	55	-	-	-	-	-	38, 36
Chernomaz, Richard	1987-88 to 1988-89 & 1991-92	14	1	0	1	6	-	-	-	-	-	15, 33 16
Chiasson, Steve	1994-95 to 1996-97	168	15	59	74	133	11	3	3	6	9	21
Chorske, Tom	1998-99	7	0	0	0	2	-	-	-	-	-	26
Chouinard, Guy	1974-75 to 1982-83	514	193	336	529	110	41	9	26	35	12	10, 16, 7
Christie, Ryan	2001-02	2	0	0	0	0	-	-	-	-	-	39
Christoff, Steve	1982-83	45	9	8	17	4	1	0	0	0	0	11
Churla, Shane	1987-88 to 1988-89	34	1	5	6	158	7	0	1	1	17	15
Clark, Chris	1999-00 to 2003-04	278	35	36	71	363	26	3	3	6	30	7, 17, 26
Clement, Bill	1975-76 to 1981-82	444	85	139	224	197	32	3	3	6	14	10
Comeau, Rey	1972-73 to 1977-78	468	88	126	214	153	9	2	1	3	8	18
Commodore, Mike	2002-03 to 2003-04	18	0	1	1	44	20	0	2	2	19	2
Conacher, Pat	1995-96	7	0	0	0	0	-	-	-	-	-	11
Conroy, Craig	2000-01 to 2003-04 & 2006-07 to 2007-08	344	80	163	243	215	39	7	14	21	28	22, 24
Corbet, Rene	1998-99 to 1999-00	68	9	14	23	70	-	-	-	-	-	20
Courteau, Yves	1984-85	18	2	5	7	4	1	0	0	0	0	25
Cowan, Jeff	1999-00 to 2001-02	83	14	5	19	130	-	-	-	-	-	38
Coxe, Craig	1987-88	7	2	3	5	32	2	1	0	1	16	18
Craig, Jim	1979-80	4	0	0	0	0	-	-	-	-	-	1
Curtale, Tony	1980-81	2	0	0	0	0	-	-	-	-	-	3
Cyr, Denis	1980-81 to 1982-83	66	14	15	29	13	-	-	-	-	-	9, 12
D'Amour, Marc	1985-86	16	0	0	0	22	-	-	-	-	-	1
Dadswell, Doug	1986-87 to 1987-88	27	0	2	2	2	-	-	-	-	-	36
Dahl, Kevin	1992-93 to 1995-96 & 1997-98	179	7	22	29	149	16	0	2	2	12	4
Dahlquist, Chris	1992-93 to 1993-94	151	4	18	22	118	7	3	1	4	4	5
Deadmarsh, Butch	1972-73 to 1973-74	61	7	1	8	97	4	0	0	0	17	10
DeGray, Dale	1985-86 to 1986-87	28	6	7	13	29	-	-	-	-	-	28
Dingman, Chris	1997-98 to 1998-99	72	3	3	6	166	-	-	-	-	-	7
Dollas, Bobby	1999-00	49	3	7	10	28	-	-	-	-	-	4
Dome, Robert	2002-03	1	0	0	0	0	-	-	-	-	-	38
Domenichelli, Hnat	1996-97 to 1999-00	96	20	23	43	31	-	-	-	-	-	17
Donovan, Shean	2002-03 to 2005-06	175	28	37	65	161	31	5	5	10	29	16
Dowd, Jim	1997-98	48	6	8	14	12	-	-	-	-	-	34
Dubinsky, Steve	1998-99 to 1999-00	84	4	11	15	18	-	-	-	-	-	18
Drury, Chris	2002-03	80	23	30	53	33	-	-	-	-	-	37, 18
Drury, Ted	1993-94	34	5	7	12	26	-	-	-	-	-	27
Dunn, Richie	1982-83	80	3	11	14	47	9	1	1	2	8	6
DuPont, Micki	2001-02 to 2002-03	18	1	2	3	6	-	-	-	-	-	42
Dwyer, Mike	1980-81 to 1981-82	9	0	3	3	4	1	1	0	1	0	29, 26
Eakin, Bruce	1981-82 & 1983-84 to 1984-85	9	2	1	3	4	-	-	-	-	-	19, 22, 25, 32
Eakins, Dallas	2000-01 to 2001-02	20	0	1	1	15	-	-	-	-	-	4, 20, 26

CALGARY FLAMES ALL TIME ROSTER

PLAYER	SEASONS	FLAMES CAREER SCORING					PLAYOFF CAREER SCORING					NO.
		GP	G	A	PTS	PIM	GP	G	A	PTS	PIM	
Eaves, Mike	1983-84 to 1985-86	117	28	65	93	30	19	5	5	10	10	7, 17
Ecclestone, Tim	1974-75 to 1977-78	220	28	62	90	92	4	0	2	2	6	14
Edwards, Don	1982-83 to 1984-85	114	0	3	3	6	11	0	0	0	0	1
Eisenhut, Neil	1994-95	3	0	0	0	0	-	-	-	-	-	35
Eloranta, Kari	1981-82 to 1984-85 & 1985-86	255	12	96	108	149	21	1	7	8	19	8, 20, 32
Engblom, Brian	1986-87	32	0	4	4	28	-	-	-	-	-	6
Eriksson, Anders	2007-08	61	1	17	18	36	3	0	1	1	2	8
Esau, Len	1993-94 to 1994-95	7	0	3	3	7	-	-	-	-	-	36, 28
Evans, Brennan	2003-04	-	-	-	-	-	2	0	0	0	0	43
Evason, Dean	1995-96	67	7	7	14	38	3	0	1	1	0	20
Fata, Rico	1998-99 to 2000-01	27	0	1	1	10	-	-	-	-	-	62, 44, 15
Featerstone, Glen	1996-97	13	1	3	4	19	-	-	-	-	-	4
Fenton, Paul	1990-91	31	5	7	12	10	5	0	0	0	2	12
Ference, Brad	2006-07	5	0	0	0	2	0	0	0	0	0	8
Ference, Andrew	2002-03 to 2006-07	224	10	53	63	210	33	0	7	7	37	21
Ferguson, Craig	1995-96	8	0	0	0	4	-	-	-	-	-	38
Flett, Bill	1975-76 to 1976-77	102	27	21	48	36	2	0	0	0	0	9
Fleury, Theoren	1988-89 to 1998-99	791	364	466	830	1339	59	29	33	62	97	14
Forslund, Tomas	1991-92 to 1992-93	44	5	11	16	12	-	-	-	-	-	27
Fotiu, Nick	1985-86 to 1986-87	51	5	4	9	166	11	0	1	1	34	22
Fox, Greg	1977-78 to 1978-79	80	1	14	15	95	2	0	1	1	8	2
Friesen, Jeff	2006-07	72	6	6	12	34	5	0	0	0	2	16
Freer, Mark	1993-94	2	0	0	0	4	-	-	-	-	-	16
Fuhr, Grant	1999-00	23	0	0	0	2	-	-	-	-	-	31
Gagner, Dave	1996-97	82	27	33	60	48	-	-	-	-	-	51
Garner, Tyrone	1997-98 to 1998-99	3	0	0	0	0	-	-	-	-	-	37, 1
Gauthier, Denis	1997-98 to 2003-04	384	13	45	58	515	6	0	1	1	4	24, 3
Gavey, Aaron	1996-97 to 1997-98	67	9	12	21	58	-	-	-	-	-	23
Gelinas, Martin	2002-03 to 2003-04	157	38	49	87	121	26	8	7	15	35	23
Germyn, Carsen	2005-06 to 2006-07	4	0	0	0	0	-	-	-	-	-	39
Gibbs, Barry	1974-75 to 1977-78	208	13	55	68	218	5	1	0	1	4	2
Giguere, Jean-Sebastien	1998-99 to 1999-00	22	0	1	1	6	-	-	-	-	-	47
Gilmour, Doug	1988-89 to 1991-92	266	81	214	295	286	35	15	13	28	28	39
Giordano, Mark	2005-06 to 2006-07	55	7	9	16	44	-	-	-	-	-	46, 5
Glynn, Brian	1987-88 & 1989-90	68	5	14	19	87	1	0	0	0	0	32
Godard, Eric	2006-07 to 2007-08	83	1	2	3	221	5	0	0	0	0	17
Godnyuk, Alexander	1991-92 to 1992-93	33	3	5	8	23	-	-	-	-	-	21
Gorman, Dave	1979-80	3	0	0	0	0	-	-	-	-	-	15
Gould, Bob	1979-80 to 1981-82	20	3	0	3	4	11	3	1	4	4	22, 19
Gould, John	1976-77 to 1978-79	194	35	50	85	47	7	0	0	0	4	21
Gratton, Benoit	1999-00 to 2000-01	24	1	5	6	24	-	-	-	-	-	37, 39
Gratton, Norm	1972-73	29	3	6	9	12	-	-	-	-	-	10
Graves, Hilliard	1974-75 to 1976-77	172	37	54	91	63	-	-	-	-	-	17
Green, Josh	2003-04	36	2	4	6	24	-	-	-	-	-	26
Greig, Mark	1994-95	8	1	1	2	2	-	-	-	-	-	16
Grimson, Stu	1988-89 to 1989-90	4	0	0	0	22	-	-	-	-	-	18, 35
Guenette, Steve	1989-90 to 1990-91	3	0	0	0	2	-	-	-	-	-	1
Guy, Kevan	1986-87 to 1987-88 & 1990-91 to 1991-92	42	0	7	7	33	4	0	1	1	23	3, 5
Haas, David	1993-94	2	1	1	2	7	-	-	-	-	-	19

CALGARY FLAMES ALL TIME ROSTER

PLAYER	SEASONS	FLAMES CAREER SCORING					PLAYOFF CAREER SCORING					NO.
		GP	G	A	PTS	PIM	GP	G	A	PTS	PIM	
Habscheid, Marc	1991-92	46	7	11	18	42	-	-	-	-	-	17
Hale, David	2006-07 to 2007-08	69	0	2	2	56	8	0	0	0	8	21
Hampson, Gord	1982-83	4	0	0	0	5	-	-	-	-	-	27
Hamrlik, Roman	2005-06 to 2006-07	126	14	50	64	144	13	0	3	3	10	4
Hanson, Keith	1983-84	25	0	2	2	77	-	-	-	-	-	6
Harkins, Todd	1991-92 to 1992-93	20	2	3	5	29	-	-	-	-	-	37, 19
Harrer, Tim	1982-83	3	0	0	0	2	-	-	-	-	-	12
Harris, Ron	1972-73	24	2	4	6	8	-	-	-	-	-	5
Harvey, Buster	1974-75 to 1975-76	80	17	27	44	16	-	-	-	-	-	8
Hay, Dwayne	2000-01	49	1	3	4	16	-	-	-	-	-	21
Heaphy, Shawn	1992-93	1	0	0	0	0	-	-	-	-	-	13
Helenius, Sami	1996-97 & 1998-99	7	0	1	1	8	-	-	-	-	-	8, 4
Henderson, Paul	1979-80	30	7	6	13	6	4	0	0	0	0	15, 19
Hentunen, Jukka	2001-02	28	2	3	5	4	-	-	-	-	-	24
Hextall, Bryan	1973-74 to 1974-75	114	20	20	40	117	4	0	1	1	16	20
Hicke, Ernie	1972-73	58	14	23	37	37	-	-	-	-	-	12
Hindmarch, Dave	1980-81 to 1984-85	98	21	17	38	25	10	0	0	0	6	18
Hislop, Jamie	1980-81 to 1983-84	215	37	61	98	65	28	3	2	5	11	17
Hlushko, Todd	1994-95 to 1997-98	76	7	13	20	84	1	0	0	0	2	38, 17, 20
Hoglund, Jonas	1996-97 to 1997-98	118	25	24	49	28	-	-	-	-	-	44
Hogoboam, Bill	1972-73	2	0	0	0	0	-	-	-	-	-	11
Holt, Randy	1980-81 to 1981-82	56	0	5	5	174	13	2	2	4	52	7
Housley, Phil	1994-95 to 1995-96 & 1998-99 to 2000-01	328	50	188	238	140	7	0	9	9	0	6
Houston, Ken	1975-76 to 1981-82	462	128	145	273	516	31	9	9	18	64	24, 6
Hrdina, Jiri	1987-88 to 1990-91	157	36	58	94	63	11	0	1	1	2	17
Hull, Brett	1985-86 to 1987-88	57	27	24	51	12	6	2	1	3	0	16
Hulse, Cale	1995-96 to 1999-00 & 2005-06	277	10	43	53	449	1	0	0	0	0	29, 32
Hunter, Mark	1988-89 to 1990-91	133	34	26	60	358	10	2	2	4	23	22
Hunter, Tim	1981-82 to 1991-92	545	49	59	108	2405	86	5	6	11	352	19
Huscroft, Jamie	1995-96 to 1996-97	109	3	13	16	279	4	0	1	1	4	7
Huselius, Kristian	2005-06 to 2007-08	216	74	108	182	102	20	2	10	12	14	20
Iginla, Jarome	1995-96 to 2007-08	860	374	388	762	631	48	25	20	45	70	24, 12
Ingarfield, Earl Jr.	1979-80 to 1980-81	17	2	3	5	6	2	0	1	1	0	21
Jackson, Jim	1982-83 to 1984-85	107	15	30	45	20	14	3	2	5	6	16
Jalonen, Kari	1982-83 to 1983-84	34	9	6	15	4	5	1	0	1	0	21
Jantunen, Marko	1996-97	3	0	0	0	0	-	-	-	-	-	45
Johansson, Andreas	1999-00	28	3	7	10	14	-	-	-	-	-	21
Johansson, Mathias	2002-03	46	4	5	9	12	-	-	-	-	-	20
Johansson, Roger	1989-90 to 1990-91 & 1992-93	150	8	34	42	157	5	0	1	1	2	21, 34
Johnson, Terry	1985-86	24	1	4	5	71	17	0	3	3	64	6
Joseph, Curtis	2007-08	9	0	0	0	2	2	0	0	0	0	31
Karpenko, Igor	1998-99	-	-	-	-	-	-	-	-	-	-	29
Kea, Ed	1973-74 to 1978-79	316	22	92	114	283	8	0	1	1	9	24, 19
Keczmer, Dan	1993-94 to 1995-96	98	3	23	26	72	10	0	1	1	6	39
Ketley, Matt	2007-08	1	0	0	0	0	-	-	-	-	-	36
Kennedy, Sheldon	1994-95 to 1995-96	71	10	15	25	81	10	2	3	5	18	23
Ketter, Kerry	1972-73	41	0	2	2	58	-	-	-	-	-	24
Kidd, Trevor	1991-92 to 1996-97	123	0	9	9	26	9	0	0	0	0	37
Kiprusoff, Miikka	2003-04 to 2007-08	262	0	5	5	35	46	0	1	1	4	34
Kisio, Kelly	1993-94 to 1994-95	63	14	27	41	34	14	3	4	7	27	11

CALGARY FLAMES ALL TIME ROSTER

PLAYER	SEASONS	FLAMES CAREER SCORING					PLAYOFF CAREER SCORING					NO.
		GP	G	A	PTS	PM	GP	G	A	PTS	PM	
Kobasew, Chuck	2002-03 to 2006-07	210	34	37	71	160	33	1	1	1	24	7, 19
Kohn, Ladislav	1995-96 to 1997-98 & 2002-03	12	1	2	3	4	-	-	-	-	-	46, 43
Konroyd, Steve	1980-81 to 1985-86 & 1994-95	350	18	83	101	386	24	4	7	11	40	3, 7
Korn, Jim	1989-90	9	0	2	2	26	4	1	0	1	12	26
Kravchuk, Igor	2000-01 to 2001-02	115	4	30	34	23	-	-	-	-	-	25
Krivokrasov, Sergei	1999-00	12	1	10	11	4	-	-	-	-	-	17, 25
Kromm, Richard	1983-84 to 1985-86	189	43	61	104	90	14	1	2	3	13	22
Kruse, Paul	1990-91 to 1996-97	246	24	29	53	614	17	2	4	6	28	18, 12
Kryskow, Dave	1975-76	79	15	25	40	65	2	0	0	0	2	8, 20
Kyte, Jim	1990-91 to 1991-92	63	0	10	10	260	7	0	0	0	7	4
Labraaten, Dan	1980-81 to 1981-82	70	19	19	38	19	8	1	0	1	4	21
Lalonde, Bobby	1977-78 to 1979-80 & 1981-82	155	38	56	94	54	3	2	0	2	0	7, 11
Lakovic, Sasha	1996-97	19	0	1	1	54	-	-	-	-	-	38
Lamb, Mark	1985-86	1	0	0	0	0	-	-	-	-	-	16
Landry, Eric	1997-98 to 1998-99	15	1	1	2	4	-	-	-	-	-	11, 26
Langkow, Daymond	2005-06 to 2007-08	243	88	113	201	109	20	6	9	15	10	22
Lapointe, Claude	1995-96	32	4	5	9	20	2	0	0	0	0	47
Larose, Guy	1993-94	7	0	1	1	4	-	-	-	-	-	42
Laurence, Red	1978-79	59	14	20	34	6	-	-	-	-	-	17
Lavallee, Kevin	1980-81 to 1982-83	212	66	65	131	63	19	3	6	9	15	15
Lebeau, Patrick	1992-93	1	0	0	0	0	-	-	-	-	-	38
Leclerc, Mike	2005-06	15	1	4	5	8	3	0	0	0	2	27
Leeman, Gary	1991-92 to 1992-93	59	11	12	23	37	-	-	-	-	-	11
Leiter, Bobby	1972-73 to 1974-75	234	64	81	145	41	4	0	0	0	2	16
Lemelin, Rejean	1978-79 to 1986-87	324	0	15	15	53	31	0	3	3	0	1, 31
Lemieux, Jean	1973-74 to 1975-76	140	10	38	48	35	4	1	1	2	0	20, 6
Lemieux, Jocelyn	1995-96	20	4	4	8	10	4	0	0	0	0	45
Lemieux, Richard	1975-76	1	0	1	1	0	2	0	0	0	0	20
Leopold, Jordan	2002-03 to 2005-06	214	15	52	67	104	33	0	11	11	10	4, 6
Lessard, Rick	1988-89 & 1990-91	7	0	2	2	2	-	-	-	-	-	3, 32
Letang, Alan	2001-02	2	0	0	0	0	-	-	-	-	-	2
Lever, Don	1979-80 to 1981-82	113	48	58	106	66	20	5	8	13	20	12, 9
Lindberg, Chris	1991-92 to 1992-93	79	11	17	28	35	2	0	1	1	2	32, 11
Lindsay, Bill	1999-00 to 2000-01	132	9	21	30	183	-	-	-	-	-	22
Lombardi, Matthew	2003-04 to 2007-08	297	56	81	137	195	33	2	8	10	10	49, 18
Loob, Hakan	1983-84 to 1988-89	450	193	236	429	189	73	26	28	54	16	12
Lowry, Dave	2000-01 to 2003-04	193	31	38	69	131	10	0	0	0	6	10
Loynes, Lynn	2003-04 to 2005-06	13	0	2	2	2	-	-	-	-	-	20, 37
Lundmark, Jamie	2005-06 to 2006-07	51	4	10	14	51	4	0	1	1	7	24
Lydman, Toni	2000-01 to 2003-04	289	19	74	93	140	6	0	1	1	2	32
Lysiak, Tom	1973-74 to 1978-79	445	155	276	431	329	11	2	5	7	12	12
MacDonald, Craig	2005-06	25	3	2	5	8	1	0	0	0	0	29
MacInnis, Al	1981-82 to 1993-94	803	213	609	822	944	95	25	77	102	153	11, 22, 2
MacLellan, Brian	1988-89 to 1990-91	134	35	35	70	95	28	3	4	7	27	27
MacMillan, Bill	1972-73	78	10	15	25	52	-	-	-	-	-	20
MacMillan, Bob	1977-78 to 1981-82	308	122	173	295	111	24	8	9	17	16	11
Maccoun, Jamie	1982-83 to 1991-92	586	62	184	246	664	84	6	19	25	87	34
Makarov, Sergei	1989-90 to 1992-93	297	94	198	292	199	9	1	6	7	0	42

CALGARY FLAMES ALL TIME ROSTER

PLAYER	SEASONS	FLAMES CAREER SCORING					PLAYOFF CAREER SCORING					NO.
		GP	G	A	PTS	PIM	GP	G	A	PTS	PIM	
Maki, Tomi	2006-07	1	0	0	0	0	0	0	0	0	0	57
Malgunas, Stewart	1999-00	4	0	1	1	2	-	-	-	-	-	34
Manery, Randy	1972-73 to 1976-77	377	30	142	172	242	9	0	2	2	4	7
Marchment, Bryan	2005-06	37	1	2	3	75	-	-	-	-	-	7
Markwart, Nevin	1991-92	10	2	1	3	25	-	-	-	-	-	23
Marsh, Brad	1978-79 to 1981-82	257	3	41	44	317	22	0	6	6	27	5, 22
Martineau, Don	1973-74	4	0	0	0	2	-	-	-	-	-	24
Matteau, Stephane	1990-91 to 1991-92	82	16	19	35	112	5	0	1	1	0	23
May, Alan	1994-95	7	1	2	3	13	-	-	-	-	-	41
McAdam, Gary	1981-82	46	12	15	27	18	3	0	0	0	0	28
McAmmond, Dean	2001-02 to 2003-04	137	38	43	81	78	-	-	-	-	-	37
McCarthy, Sandy	1993-94 to 1997-98	276	30	25	55	730	17	0	1	1	61	15
McCarty, Darren	2005-06 to 2006-07	99	7	6	13	175	7	2	0	2	15	25
McCreary, Keith	1972-73 to 1974-75	231	49	50	99	91	4	0	0	0	0	9
McCrimmon, Brad	1987-88 to 1989-90	231	16	67	83	274	37	2	8	10	60	4
McDonald, Lanny	1981-82 to 1988-89	492	215	191	406	408	72	24	23	47	98	9
McDonough, Al	1973-74	35	10	9	19	15	4	0	0	0	2	14
McElhinney, Curtis	2007-08	5	0	0	0	0	-	-	-	-	-	31
McInnis, Marty	1996-97 to 1998-99	91	23	30	53	42	-	-	-	-	-	18
McKendry, Alex	1980-81	36	3	6	9	19	-	-	-	-	-	26
McLennan, Jamie	2002-03 to 2003-04 2006-07	57	0	1	1	34	1	0	0	0	12	33, 29
McTavish, Dale	1996-97	9	1	2	3	2	-	-	-	-	-	41
Meehan, Gerry	1974-75 to 1975-76	62	11	30	41	8	-	-	-	-	-	10
Mercredi, Vic	1974-75	2	0	0	0	0	-	-	-	-	-	10
Meredith, Greg	1980-81 & 1982-83	36	6	4	10	8	5	3	1	4	4	29, 25
Millen, Corey	1995-96 to 1996-97	92	15	25	40	42	-	-	-	-	-	34
Miller, Brad	1993-94	8	0	1	1	14	-	-	-	-	-	55, 34
Mohns, Doug	1973-74	28	0	3	3	10	-	-	-	-	-	2
Mokosak, Carl	1981-82 to 1982-83	42	7	7	14	87	-	-	-	-	-	19, 10
Montador, Steve	2001-02 to 2005-06	94	4	5	9	201	20	1	2	3	6	58, 5
Morgan, Jason	2003-04	13	0	2	2	2	-	-	-	-	-	46
Morris, Derek	1997-98 to 2001-02	343	34	129	163	385	-	-	-	-	-	53
Morrison, Lew	1972-73 to 1973-74	130	7	13	20	19	-	-	-	-	-	8
Morrow, Scott	1994-95	4	0	0	0	0	-	-	-	-	-	27
Moss, David	2006-07 to 2007-08	82	14	15	29	22	11	1	2	3	4	58, 25
Moss, Tyler	1997-98 to 1998-99	17	0	1	1	0	-	-	-	-	-	30
Mottau, Mike	2002-03	4	0	0	0	0	-	-	-	-	-	36
Mrozik, Rick	2002-03	2	0	0	0	0	-	-	-	-	-	51
Mulhern, Richard	1975-76 to 1978-79	207	25	67	92	153	5	0	3	3	5	4
Mullen, Joe	1985-86 to 1989-90	345	190	198	388	95	61	35	20	55	18	7
Murdoch, Bob	1978-79 to 1981-82	262	16	63	79	202	25	2	5	7	42	20
Murray, Bob	1973-74 to 1974-75	104	3	6	9	56	4	1	0	1	2	23
Murray, Marty	1995-96 to 2000-01	26	3	3	6	6	-	-	-	-	-	45, 28, 20
Murzyn, Dana	1987-88 to 1990-91	201	16	39	55	404	32	4	5	9	35	5
Musil, Frank	1990-91 to 1994-95	335	18	45	63	505	25	1	3	4	21	3
Muzzatti, Jason	1992-93 to 1994-95	2	0	0	0	0	-	-	-	-	-	31, 36
Myre, Phil	1972-73 to 1977-78	211	0	5	5	23	5	0	0	0	0	1
Nattress, Ric	1987-88 to 1991-92	226	9	53	62	204	38	4	6	10	30	6
Nazarov, Andrei	1998-99 to 1999-00	112	15	31	46	108	-	-	-	-	-	62
Nichol, Scott	2001-02 to 2002-03	128	13	14	27	256	-	-	-	-	-	40
Nieckar, Barry	1994-95	3	0	0	0	12	-	-	-	-	-	28

CALGARY FLAMES ALL TIME ROSTER

PLAYER	SEASONS	FLAMES CAREER SCORING					PLAYOFF CAREER SCORING					NO.
		GP	G	A	PTS	PIM	GP	G	A	PTS	PIM	
Niedermayer, Rob	2001-02 to 2002-03	111	14	24	38	91	-	-	-	-	-	44
Nieuwendyk, Joe	1986-87 to 1994-95	577	314	302	616	330	66	32	28	60	36	18, 25
Nieminen, Ville	2003-04	19	3	5	8	18	24	4	4	8	55	24
Nilson, Marcus	2003-04 to 2007-08	194	19	23	42	77	34	4	7	11	14	26
Nilsson, Kent	1979-80 to 1984-85	425	229	333	562	90	33	4	24	28	8	14
Nolan, Owen	2007-08	77	16	16	32	71	7	3	2	5	2	11
Norwood, Lee	1993-94	16	0	1	1	16	-	-	-	-	-	6
Nylander, Michael	1993-94 to 1995-96 & 1997-98 to 1998-99	168	34	74	108	54	13	0	6	6	2	92, 26
Nystrom, Eric	2005-06 to 2007-08	46	3	7	10	48	7	0	0	0	2	23
O'Flaherty, Gerry	1978-79	1	1	0	1	2	-	-	-	-	-	18
Oliwa, Krzysztof	2003-04	65	3	2	5	247	20	2	0	2	6	33
Olsen, Darryl	1991-92	1	0	0	0	0	-	-	-	-	-	32
Osiecki, Mark	1991-92	50	2	7	9	24	-	-	-	-	-	55
O'Sullivan, Chris	1996-97 to 1998-99	49	2	11	13	14	-	-	-	-	-	19
Otto, Joel	1984-85 to 1994-95	730	167	261	428	1642	87	23	38	61	188	29
Pankewicz, Greg	1998-99	17	0	3	3	20	-	-	-	-	-	33
Paradise, Bob	1972-73 to 1973-74	89	1	8	9	116	-	-	-	-	-	6
Paslawski, Greg	1992-93 to 1993-94	28	6	5	11	2	6	3	0	3	0	23
Patrick, James	1993-94 to 1997-98	217	14	56	70	82	16	0	2	2	8	6, 5, 3
Patterson, Colin	1983-84 to 1990-91	416	88	99	187	187	72	11	16	27	55	11
Peluso, Mike	1997-98	23	0	0	0	113	-	-	-	-	-	8
Peplinski, Jim	1980-81 to 1989-90 & 1994-95	711	161	263	424	1467	99	15	31	46	382	24
Petit, Michel	1991-92 to 1993-94	134	8	40	48	243	-	-	-	-	-	7
Petrovicky, Ronald	2000-01 to 2001-02	107	9	12	21	139	-	-	-	-	-	36
Phaneuf, Dion	2005-06 to 2007-08	243	54	105	159	373	20	5	4	9	18	3
Phillipoff, Harold	1977-78 to 1978-79	118	26	53	79	241	2	0	1	1	2	24
Picard, Noel	1972-73	57	1	10	11	53	-	-	-	-	-	22
Plager, Bill	1972-73	76	2	11	13	92	-	-	-	-	-	2
Plett, Willi	1975-76 to 1981-82	452	150	149	299	1267	27	12	6	18	191	22, 25
Priarkin, Sergei	1988-89 to 1990-91	46	3	8	11	2	3	0	0	0	0	16
Price, Noel	1972-73 to 1974-75	199	5	40	45	160	4	0	0	0	6	4
Primeau, Wayne	2006-07 to 2007-08	70	6	11	17	62	13	1	2	3	18	19
Pronovost, Jean	1978-79 to 1979-80	155	52	58	110	42	6	2	0	2	4	9
Prust, Brandon	2006-07	10	0	0	0	25	0	0	0	0	0	37
Quinn, Dan	1983-84 to 1986-87	222	72	119	191	100	29	11	12	23	14	10
Quinn, Pat	1972-73 to 1976-77	374	12	87	99	555	7	0	1	1	8	3
Racine, Yves	1996-97	46	1	15	16	24	-	-	-	-	-	36
Ramage, Rob	1987-88 to 1988-89	80	4	19	23	193	29	2	14	16	47	55
Ramholt, Tim	2007-08	1	0	0	0	0	-	-	-	-	-	47
Ranheim, Paul	1988-89 to 1993-94	354	94	100	194	105	19	3	6	9	2	26, 28
Rautakallio, Pekka	1979-80 to 1981-82	235	33	121	154	122	23	2	5	7	8	4
Redmond, Dick	1977-78	42	7	11	18	16	2	1	0	1	0	5
Reese, Jeff	1991-92 to 1993-94	39	0	5	5	16	4	0	0	0	0	35
Regehr, Richie	2006-07	20	1	3	4	6	-	-	-	-	-	49
Regehr, Robyn	1999-00 to 2007-08	581	25	96	121	591	41	3	12	15	28	28
Reichel, Robert	1990-91 to 1996-97	425	153	201	354	217	26	5	14	19	6	26
Reierson, Dave	1988-89	2	0	0	0	2	-	-	-	-	-	8
Reinhart, Paul	1979-80 to 1987-88	517	109	335	444	203	76	21	51	72	38	23
Reinprecht, Steve	2003-04 to 2005-06	96	17	41	58	28	-	-	-	-	-	27
Ribble, Pat	1976-77 to 1978-79 & 1981-82 to 1982-83	203	12	31	43	188	4	0	1	1	8	23, 3, 22, 8, 28

CALGARY FLAMES ALL TIME ROSTER

PLAYER	SEASONS	FLAMES CAREER SCORING					PLAYOFF CAREER SCORING					NO.
		GP	G	A	PTS	PIM	GP	G	A	PTS	PIM	
Richard, Jacques	1972-73 to 1974-75	215	57	46	103	108	4	0	0	0	2	15
Riggin, Pat	1979-80 to 1981-82	119	0	6	6	11	14	0	0	0	0	31, 1
Rioux, Pierre	1982-83	14	1	2	3	4	-	-	-	-	-	32
Risebrough, Doug	1982-83 to 1986-87	247	68	101	169	583	50	10	17	27	95	8
Ritchie, Byron	2005-06 to 2006-07	109	12	8	20	137	8	0	0	0	10	15
Roberts, Gary	1986-87 to 1995-96	585	257	248	505	1736	58	13	30	43	216	32, 10
Roche, Dave	1998-99 to 1999-00	38	3	3	6	49	-	-	-	-	-	25
Rochefort, Leon	1972-73 to 1973-74	110	19	30	49	23	-	-	-	-	-	11
Roloson, Dwayne	1996-97 to 1997-98	70	0	4	4	12	-	-	-	-	-	30
Romanchych, Larry	1972-73 to 1976-77	288	68	95	163	100	7	2	2	4	4	21, 9
Rota, Darcy	1978-79 to 1979-80	57	19	13	32	70	2	0	1	1	26	18
Russell, Phil	1978-79 to 1982-83	322	29	103	132	469	34	3	13	16	70	2, 3, 5
St. Sauveur, Claude	1975-76	79	24	24	48	23	2	0	0	0	0	11
Sabourin, Dany	2003-04	4	0	1	1	0	-	-	-	-	-	50
Sabourin, Ken	1988-89 to 1990-91	27	1	4	5	72	1	0	0	0	0	23, 55
Saprykin, Oleg	1999-00 to 2003-04	187	29	47	76	132	26	3	3	6	14	19
Sarault, Yves	1995-96	11	2	1	3	4	-	-	-	-	-	36
Sarich, Cory	2007-08	80	2	5	7	135	7	0	1	1	4	6
Sauve, Philippe	2005-06	8	0	0	0	21	-	-	-	-	-	30
Savard, Marc	1999-00 to 2001-02	221	60	94	154	158	-	-	-	-	-	27
Schlegel, Brad	1993-94	26	1	6	7	4	-	-	-	-	-	21
Schulte, Paxton	1996-97	1	0	0	0	2	-	-	-	-	-	35
Scoville, Darrel	1999-00	6	0	0	0	2	-	-	-	-	-	2, 4, 45
Seiling, Rod	1978-79	36	0	4	4	12	2	0	0	0	0	15
Shand, Dave	1976-77 to 1979-80	288	14	63	77	324	11	0	1	1	57	8
Shannon, Darryl	1999-00	27	1	8	9	22	-	-	-	-	-	2
Shantz, Jeff	1998-99 to 2001-02	256	33	53	86	151	-	-	-	-	-	11
Sharples, Scott	1991-92	1	0	0	0	0	-	-	-	-	-	1
Sheehy, Neil	1983-84 to 1987-88 & 1991-92	222	13	34	47	725	32	0	2	2	104	5, 15
Simard, Martin	1990-91 to 1991-92	37	1	5	6	172	-	-	-	-	-	38, 13
Simon, Chris	2003-04 to 2005-06	85	11	16	27	119	22	5	3	8	81	15, 17
Simpson, Bobby	1976-77 to 1980-81	127	23	18	41	94	4	0	1	1	2	11, 22
Simpson, Todd	1995-96 to 1998-99	214	4	26	30	500	-	-	-	-	-	40, 27
Skalde, Jarrod	1995-96	1	0	0	0	0	-	-	-	-	-	38
Skrudland, Brian	1992-93	16	2	4	6	10	6	0	3	3	12	39
Sloan, Blake	2001-02 to 2002-03	74	2	10	12	32	-	-	-	-	-	24
Smith, Brad	1979-80 to 1980-81	49	7	4	11	69	-	-	-	-	-	24, 18
Smith, Mark	2007-08	54	1	3	4	59	-	-	-	-	-	16
Smith, Steve	1998-99 to 2000-01	102	1	20	21	139	-	-	-	-	-	55
Smyth, Greg	1991-92 to 1992-93	42	2	3	5	110	-	-	-	-	-	6
Sonnenberg, Martin	2003-04	5	0	0	0	2	-	-	-	-	-	25
Sorochan, Lee	1998-99 to 1999-00	3	0	0	0	0	-	-	-	-	-	33, 32
Stefaniw, Morris	1972-73	13	1	1	2	2	-	-	-	-	-	19
Stern, Ron	1990-91 to 1997-98	396	59	66	125	1288	31	6	6	12	85	22
Stewart, John	1972-73 to 1973-74	142	35	32	67	71	4	0	0	0	10	17
Stiles, Tony	1983-84	30	2	7	9	20	-	-	-	-	-	21
Stillman, Cory	1994-95 to 2000-01	393	109	126	235	192	2	1	1	2	0	20, 16
St. Louis, Martin	1998-99 to 1999-00	69	4	16	20	32	-	-	-	-	-	46, 15
Struch, David	1993-94	4	0	0	0	4	-	-	-	-	-	33
Stuart, Brad	2006-07	27	0	5	5	18	6	0	1	1	6	6
Sullivan, Mike	1993-94 to 1996-97	205	20	28	48	54	18	4	6	10	10	32
Sundblad, Niklas	1995-96	2	0	0	0	0	-	-	-	-	-	35

CALGARY FLAMES ALL TIME ROSTER

PLAYER	SEASONS	FLAMES CAREER SCORING					PLAYOFF CAREER SCORING					NO.
		GP	G	A	PTS	PIM	GP	G	A	PTS	PIM	
Suter, Gary	1985-86 to 1993-94	617	128	437	565	872	49	6	33	39	66	20
Sutter, Ron	2000-01	21	1	3	4	12	-	-	-	-	-	20
Sweeney, Bob	1995-96	6	1	1	2	6	2	0	0	0	0	17
Sweeney, Tim	1990-91 to 1991-92	53	8	11	19	12	-	-	-	-	-	7
Tabaracci, Rick	1994-95 to 1996-97 & 1997-98	97	0	4	4	22	4	0	0	0	0	31
Talafous, Dean	1974-75	18	1	4	5	13	-	-	-	-	-	24
Tambellini, Steve	1983-84 to 1984-85	120	34	20	54	20	2	0	1	1	0	15
Tanguay, Alex	2006-07 to 2007-08	159	40	99	139	92	13	1	7	8	12	40
Thompson, Rocky	1997-98 to 1998-99	15	0	0	0	86	-	-	-	-	-	55,22
Titov, German	1993-94 to 1997-98	345	107	121	228	142	18	7	6	13	14	13
Tkaczuk, Daniel	2000-01	19	4	7	11	14	-	-	-	-	-	18
Tonelli, John	1985-86 to 1987-88	161	40	76	116	164	31	9	14	23	61	27
Torgaev, Pavel	1995-96 & 1999-00	50	6	12	18	18	1	0	0	0	0	35, 18, 50
Trefilov, Andrei	1992-93 to 1994-95 & 1998-99	23	0	0	0	6	-	-	-	-	-	1, 35
Turek, Roman	2001-02 to 2003-04	152	0	10	10	18	1	0	0	0	0	1
Turnbull, Randy	1981-82	1	0	0	0	2	-	-	-	-	-	22
Unger, Garry	1979-80	79	17	16	33	39	4	0	3	3	2	17, 7
Vail, Eric	1973-74 to 1981-82	539	206	246	452	246	20	5	6	11	6	22, 25, 27
Vandermeer, James	2007-08	22	0	2	2	41	7	0	0	0	4	4
Varlamov, Sergei	1997-98 & 1999-00	8	3	0	3	0	-	-	-	-	-	24, 37
Vernon, Mike	82-83 to 83-84, 85-86 to 93-94 & 00-01 to 01-02	526	0	34	34	192	81	0	3	3	18	30, 29
Viitakoski, Vesa	1993-94 to 1995-96	23	2	4	6	8	-	-	-	-	-	32, 19
Volcan, Mickey	1983-84	19	1	4	5	18	-	-	-	-	-	5
Walker, Howard	1982-83	3	0	0	0	7	-	-	-	-	-	12
Walz, Wes	1993-94 to 1994-95	92	17	39	56	27	7	3	0	3	2	17
Wamsley, Rick	1987-88 to 1991-92	111	0	2	2	12	4	0	0	0	0	31
Wappel, Gord	1979-80 to 1981-82	20	1	1	2	10	2	0	0	0	4	24, 2, 21
Ward, Ed	1994-95 to 1998-99	215	16	24	40	284	-	-	-	-	-	42
Warrener, Rhett	2003-04 to 2007-08	231	11	26	37	239	37	0	1	1	30	44
Werenska, Brad	1999-00 to 2000-01	45	2	5	7	37	-	-	-	-	-	33, 2
Whitmore, Kay	2001-02	1	0	0	0	0	-	-	-	-	-	35
Wiemer, Jason	1997-98 to 2000-01 & 2005-06	252	34	32	66	567	-	-	-	-	-	24
Wilm, Clarke	1998-99 to 2001-02	303	31	42	73	250	-	-	-	-	-	23
Wilson, Bert	1980-81	50	5	7	12	94	1	0	0	0	0	8
Wilson, Carey	1983-84 to 1987-88 & 1990-91 to 1992-93	355	102	161	263	160	32	6	6	12	10	33
Wilson, Rik	1985-86	2	0	0	0	0	-	-	-	-	-	32
Wortman, Kevin	1993-94	5	0	0	0	2	-	-	-	-	-	34
Wregget, Ken	1998-99	27	0	1	1	8	-	-	-	-	-	31
Wright, Jamie	2001-02 to 2002-03	63	6	14	20	32	-	-	-	-	-	18
Yawney, Trent	1991-92 to 1995-96	274	11	45	56	368	19	3	2	5	26	18, 8
Yelle, Stephane	2002-03 to 2007-08	339	31	65	96	174	43	6	3	9	32	11, 7
Young, C.J.	1992-93	28	3	2	5	20	-	-	-	-	-	23
Zaharko, Miles	1977-78	71	1	19	20	26	1	0	0	0	0	23
Zalapski, Zarley	1993-94 to 1997-98	178	21	55	76	220	18	0	8	8	16	33
Zemlak, Richard	1991-92	5	0	1	1	42	-	-	-	-	-	21
Zyuzin, Andrei	2006-07	49	1	5	6	30	5	1	0	1	2	7

FLAMES ALL TIME SWEATER ROSTER

1

Myre, Phil 1972-73 to 1977-78
 Lemelin, Rejean . . . 1978-79 & 1986-87
 Craig, Jim 1979-80
 Riggan, Pat 1979-80 to 1981-82
 Edwards, Don 1982-83 to 1984-85
 D'Amour, Marc 1985-86
 Guenette, Steve . . . 1989-90 to 1990-91
 Sharples, Scott 1991-92
 Trefilov, Andrei 1992-93 to 1994-95
 Moss, Tyler 1997-98
 Garner, Tyrone 1998-99
 Turek, Roman 2001-02 to 2003-04

2

Bennett, Curt. 1972-73 to 1977-78
 & 1979-80
 Plager, Bill 1972-73
 Mohns, Doug 1973-74
 Gibbs, Barry 1974-75 to 1977-78
 Fox, Greg 1977-78 to 1978-79
 Russell, Phil. 1978-79 to 1982-83
 Wappel, Gord 1979-80 to 1981-82
 Bourgeois, Charles . . 1981-82
 MacInnis, Al 1983-84 to 1993-94
 Allison, Jamie 1996-97 to 1997-98
 Scoville, Darrel 1999-00
 Shannon, Darryl 1999-00
 Werenka, Brad 2000-01
 Letang, Alan 2001-02
 Commodore, Mike . . . 2002-03 to 2003-04

3

Quinn, Pat 1972-73 to 1976-77
 Ribble, Pat 1976-77 to 1978-79
 & 1981-82 to 1982-83
 Russell, Phil. 1978-79 to 1982-83
 Curtale, Tony 1980-81
 Konroyd, Steve 1980-81 to 1985-86
 Guy, Kevan 1986-87 to 1987-88
 Lessard, Rick 1988-89 & 1990-91
 Musil, Frank 1990-91 to 1994-95
 Patrick, James 1995-96 to 1997-98
 Gauthier, Denis 1998-99 to 2003-04
 Phaneuf, Dion 2005-06 to 2007-08

4

Price, Noel. 1972-73 to 1974-75
 Mulhern, Richard. . . 1975-76 to 1978-79
 Rautakallio, Pekka . . 1979-80 to 1981-82
 Baxter, Paul. 1983-84 to 1986-87
 McCrimmon, Brad . . . 1987-88 to 1989-90
 Kyte, Jim 1990-91 to 1991-92
 Dahl, Kevin 1992-93 to 1995-96
 & 1997-98
 Featherstone, Glen . . 1996-97
 Helenius, Sami 1998-99
 Dollas, Bobby 1999-00
 Scoville, Darrel 1999-00
 Belak, Wade 2000-01
 Eakins, Dallas 2000-01 to 2001-02
 Leopold, Jordan 2002-03 to 2003-04
 Hamrik, Roman 2005-06 to 2006-07
 Vandermeer, Jim 2007-08

5

Harris, Ron 1972-73
 Bennett, Curt. 1972-73 to 1977-78

& 1979-80

Redmond, Dick 1977-78
 Marsh, Brad 1978-79 to 1981-82
 Russell, Phil. 1978-79 to 1982-83
 Volcan, Mickey 1983-84
 Sheehy, Neil 1983-84 to 1987-88
 Murzyn, Dana 1987-88 to 1990-91
 Guy, Kevan 1990-91 to 1991-92
 Dahlquist, Chris. . . . 1992-93 to 1993-94
 Patrick, James 1994-95
 Bouchard, Joel 1995-96
 Albelin, Tommy 1995-96 to 2000-01
 Montador, Steve 2002-03 to 2005-06
 Giordano, Mark. 2005-06 to 2006-07

6

Paradise, Bob 1972-73 to 1973-74
 Lemieux, Jean. 1973-74 to 1975-76
 Houston, Ken 1975-76 to 1981-82
 Dunn, Richie 1982-83
 Hanson, Keith 1983-84
 Cavallini, Gino 1984-85 to 1985-86
 Johnson, Terry. 1985-86
 Engblom, Brian 1986-87
 Nattress, Ric 1987-88 to 1991-92
 Smyth, Greg 1991-92 to 1992-93
 Norwood, Lee 1993-94
 Wortman, Kevin 1993-94
 Patrick, James 1993-94
 Bouchard, Joel 1996-97 to 1997-98
 Housley, Phil 1994-95 to 1995-96
 & 1998-99 to 2000-01
 Boughner, Bob 2001-02 to 2002-03
 Leopold, Jordan 2005-06
 Stuart, Brad. 2006-07
 Sarich, Cory 2007-08

7

Manery, Randy 1972-73 to 1976-77
 Chouinard, Guy. 1974-75 to 1982-83
 Lalonde, Bobby. 1977-78 to 1979-80
 & 1981-82
 Unger, Garry 1979-80
 Holt, Randy 1980-81 to 1981-82
 Eaves, Mike. 1983-84 to 1985-86
 Mullen, Joe 1985-86 to 1989-90
 Sweeney, Tim 1990-91 to 1991-92
 Petit, Michel 1991-92 to 1993-94
 Allison, Jamie 1994-95
 Konroyd, Steve 1994-95
 Huscroft, Jamie. 1995-96 to 1996-97
 Dingman, Chris 1997-98 to 1998-99
 Begin, Steve 1999-00
 Clark, Chris 1999-00
 Bureau, Marc. 1999-00
 Kobasew, Chuck. . . . 2002-03 to 2003-04
 Marchment, Bryan . . . 2005-06
 Zyuzin, Andrei 2006-07
 Yelle, Stephane 2007-08

8

Morrison, Lew 1972-73 to 1973-74
 Harvey, Buster. 1974-75 to 1975-76
 Kryskow, Dave 1975-76
 Shand, Dave 1976-77 to 1979-80
 Ribble, Pat 1976-77 to 1978-79
 & 1981-82 to 1982-83
 Wilson, Bert. 1980-81
 Eloranta, Kari. 1981-82 to 1982-83
 Risebrough, Doug . . . 1982-83 to 1986-87
 Reiersen, Dave 1988-89
 Yawney, Trent 1995-96

FLAMES ALL TIME SWEATER ROSTER

Helenius, Sami . . . 1996-97
 Peluso, Mike 1997-98
 Bure, Valeri 1997-98 to 2000-01
 Buzek, Petr 2001-02 to 2002-03
 Ference, Brad 2006-07
 Eriksson, Anders . . 2007-08

9

McCreary, Keith . . 1972-73 to 1974-75
 Romanchych, Larry 1972-73 to 1976-77
 Flett, Bill 1975-76 to 1976-77
 Pronovost, Jean . . 1978-79 to 1979-80
 Lever, Don 1979-80 to 1981-82
 Cyr, Denis 1980-81 to 1982-83
 McDonald, Lanny . 1981-82 to 1988-89

10

Gratton, Norm . . . 1972-73
 Deadmarsh, Butch 1972-73 to 1973-74
 Byers, Jerry 1974-75
 Chouinard, Guy . . 1974-75 to 1982-83
 Meehan, Gerry . . . 1974-75 to 1975-76
 Mercredi, Vic . . . 1974-75
 Clement, Bill . . . 1975-76 to 1981-82
 Mokosak, Carl . . . 1981-82 to 1982-83
 Quinn, Dan 1983-84 to 1986-87
 Roberts, Gary . . . 1986-87 to 1995-96
 Lowry, Dave 2000-01 to 2003-04
 Amonte, Tony . . . 2005-06 to 2006-07

11

Hogoboam, Bill . . 1972-73
 Rochefort, Leon . . 1972-73 to 1973-74
 St. Sauveur, Claude 1975-76
 Simpson, Bobby . . 1976-77 to 1980-81
 MacMillan, Bob . . 1977-78 to 1981-82
 Lalonde, Bobby . . 1977-78 to 1979-80
 & 1981-82
 MacInnis, Al 1981-82
 Christoff, Steve . . 1982-83
 Patterson, Colin . . 1983-84 to 1990-91
 Leeman, Gary . . . 1991-92 to 1992-93
 Lindberg, Chris . . 1992-93
 Kisio, Kelly 1993-94 to 1994-95
 Conacher, Pat . . . 1995-96
 Landry, Eric 1997-98
 Shantz, Jeff 1998-99 to 2001-02
 Yelle, Stephane . . 2002-03 to 2006-07
 Nolan, Owen 2007-08

12

Hicke, Ernie 1972-73
 Lysiak, Tom 1973-74 to 1978-79
 Boldirev, Ivan . . . 1978-79 to 1979-80
 Lever, Don 1979-80 to 1981-82
 Cyr, Denis 1980-81 to 1982-83
 Harter, Tim 1982-83
 Walker, Howard . . 1982-83
 Loob, Hakan 1983-84 to 1988-89
 Fenton, Paul 1990-91
 Kruse, Paul 1991-92 to 1996-97
 Iginla, Jarome . . . 1996-97 to 2007-08

13

Simard, Martin . . . 1990-91 to 1991-92
 Heaphy, Shawn . . . 1992-93
 Titov, German . . . 1993-94 to 1997-98

14

Arnason, Chuck . . 1973-74
 McDonough, Al . . 1973-74
 Ecclestone, Tim . . 1974-75 to 1977-78
 Carr, Gene 1978-79
 Nilsson, Kent . . . 1979-80 to 1984-85
 Bradley, Brian . . . 1985-86 to 1987-88
 Fleury, Theoren . . 1988-89 to 1998-99

15

Richard, Jacques . 1972-73 to 1974-75
 Bowness, Rick . . 1975-76 to 1976-77
 Selling, Rod 1978-79
 Gorman, Dave . . . 1979-80
 Henderson, Paul . . 1979-80
 Lavallee, Kevin . . 1980-81 to 1982-83
 Tambellini, Steve . 1983-84 to 1984-85
 Bartel, Robin 1985-86
 Churla, Shane . . . 1987-88 to 1988-89
 Chernomaz, Richard 1987-88 to 1988-89
 Sheehy, Neil 1991-92
 Ashton, Brent . . . 1992-93
 McCarthy, Sandy . 1993-94 to 1997-98
 St. Louis, Martin . . 1999-00
 Fata, Rico 1999-00 to 2000-01
 Betts, Blair 2001-02 to 2003-04
 Simon, Chris 2003-04
 Ritchie, Byron . . . 2005-06 to 2006-07

16

Leiter, Bobby 1972-73 to 1974-75
 Chouinard, Guy . . . 1974-75 to 1981-82
 Jackson, Jim 1982-83 to 1984-85
 Lamb, Mark 1985-86
 Hull, Brett 1985-86 to 1987-88
 Priakin, Sergei . . . 1988-89 to 1990-91
 Chernomaz, Richard 1991-92
 Berube, Craig . . . 1991-92 to 1992-93
 Freer, Mark 1993-94
 Greig, Mark 1994-95
 Borschevsky, Nikolai 1994-95
 Stillman, Cory . . . 1995-96 to 2000-01
 Berube, Craig . . . 1991-92 to 1992-93
 & 2001-02 to 2002-03
 Donovan, Shean . . 2002-03 to 2005-06
 Friesen, Jeff 2006-07
 Smith, Mark 2007-08

17

Stewart, John . . . 1972-73 to 1973-74
 Graves, Hilliard . . 1974-75 to 1976-77
 Laurence, Red . . . 1978-79
 Unger, Garry 1979-80
 Adduono, Rick . . . 1979-80
 Hislop, Jamie . . . 1980-81 to 1983-84
 Eaves, Mike 1985-86
 Hrdina, Jiri 1987-88 to 1990-91
 Habscheid, Marc . . 1991-92
 Walz, Wes 1993-94 to 1994-95
 Hlushko, Todd . . . 1995-96
 Sweeney, Bob . . . 1995-96
 Domenichelli, Hnat 1996-97 to 1999-00
 Botterill, Jason . . 1999-00
 Krivokrasov, Sergei 1999-00
 Clark, Chris 1999-00 to 2003-04
 Simon, Chris 2005-06
 Godard, Eric 2007-08

18

Comeau, Rey 1972-73 to 1977-78
 O'Flaherty, Gerry . . 1978-79
 Rota, Darcy 1978-79 to 1979-80
 Smith, Brad 1979-80 to 1980-81

FLAMES ALL TIME SWEATER ROSTER

Hindmarch, Dave . 1980-81 to 1984-85
 Nieuwendyk, Joe . 1986-87
 Bucyk, Randy 1987-88
 Cox, Craig 1987-88
 Grimson, Stu 1988-89 to 1989-90
 Bergqvist, Jonas . . 1989-90
 Kruse, Paul 1990-91
 Yawney, Trent 1991-92 to 1994-95
 Torgajev, Pavel . . . 1995-96
 McInnis, Marty . . . 1996-97 to 1998-99
 Dubinsky, Steve . . 1998-99 to 1999-00
 Tkaczuk, Daniel . . . 2000-01
 Wright, Jamie 2001-02 to 2002-03
 Drury, Chris 2002-03
 Lombardi, Matthew 2003-04 to 2007-08

19

Brown, Arnie 1972-73 to 1973-74
 Stefaniw, Morris . . 1972-73
 Kea, Ed 1973-74 to 1978-79
 Henderson, Paul . . 1979-80
 Gould, Bob 1979-80 to 1981-82
 Mokosak, Carl 1981-82 to 1982-83
 Eakin, Bruce 1981-82
 Hunter, Tim 1981-82 to 1991-92
 Harkins, Todd 1992-93
 Haas, David 1993-94
 Viitakoski, Vesa . . . 1993-94 to 1995-96
 O'Sullivan, Chris . . 1996-97 to 1998-99
 Saprykin, Oleg 1999-00 to 2003-04
 Kobasew, Chuck . . . 2005-06 to 2006-07
 Primeau, Wayne . . . 2006-07 to 2007-08

20

MacMillan, Bill . . . 1972-73
 Hextall, Bryan 1973-74 to 1974-75
 Lemieux, Jean 1973-74 to 1975-76
 Lemieux, Richard . . 1975-76
 Kryskow, Dave 1975-76
 Murdoch, Bob 1978-79 to 1981-82
 Eloranta, Kari 1981-82 to 1984-85
 Suter, Gary 1985-86 to 1993-94
 Stillman, Cory 1994-95
 Evason, Dean 1995-96
 Hlushko, Todd 1996-97 to 1997-98
 Corbet, Rene 1998-99 to 1999-00
 Murray, Marty 2000-01
 Eakins, Dallas 2000-01
 Sutter, Ron 2000-01
 Botterill, Jason 2001-02
 Johansson, Mathias 2002-03
 Loynes, Lynn 2003-04
 Huselius, Kristian . 2005-06 to 2007-08

21

Romanchych, Larry 1972-73 to 1976-77
 Gould, John 1976-77 to 1978-79
 Wappel, Gord 1979-80 to 1981-82
 Ingarfield, Earl Jr. . 1979-80 to 1980-81
 Labraaten, Dan . . . 1980-81 to 1981-82
 Jalonen, Kari 1982-83 to 1983-84
 Stiles, Tony 1983-84
 Berezan, Perry 1984-85 to 1988-89
 Johansson, Roger . . 1989-90 to 1990-91
 Zemlak, Richard . . 1991-92
 Godynyuk, Alexander 1991-92 to 1992-93
 Schlegel, Brad 1993-94
 Chiasson, Steve . . . 1994-95 to 1996-97
 Cassels, Andrew . . . 1997-98 to 1998-99

Johansson, Andreas 1999-00
 Hay, Dwayne 2000-01
 Ference, Andrew . . 2002-03 to 2006-07
 Hale, David 2006-07 to 2007-08

22

Picard, Noel 1972-73
 Vail, Eric 1973-74 to 1981-82
 Bialowas, Dwight . . 1973-74 to 1974-75
 Plett, Willi 1975-76 to 1981-82
 Ribble, Pat 1976-77 to 1978-79
 & 1981-82 to 1982-83
 Simpson, Bobby . . . 1976-77 to 1980-81
 Marsh, Brad 1978-79 to 1981-82
 Gould, Bob 1979-80 to 1981-82
 Wappel, Gord 1979-80 to 1981-82
 Turnbull, Randy . . . 1981-82
 MacInnis, Al 1982-83
 Eakin, Bruce 1983-84
 Kromm, Richard . . . 1983-84 to 1985-86
 Fotiu, Nick 1985-86 to 1986-87
 Bullard, Mike 1986-87 to 1987-88
 Hunter, Mark 1988-89 to 1990-91
 Stern, Ron 1990-91 to 1997-98
 Thompson, Rocky . . 1998-99
 Lindsay, Bill 1999-00 to 2000-01
 Conroy, Craig 2000-01 to 2003-04
 Langkow, Daymond . 2005-06 to 2007-08

23

Murray, Bob 1973-74 to 1974-75
 Carriere, Larry 1975-76 to 1976-77
 Ribble, Pat 1976-77 to 1978-79
 & 1981-82 to 1982-83
 Zaharko, Miles 1977-78
 Reinhart, Paul 1979-80 to 1987-88
 Sabourin, Ken 1988-89
 Matteau, Stephane . 1990-91 to 1991-92
 Berube, Craig 1991-92
 Markwart, Nevin . . . 1991-92
 Young, C.J. 1992-93
 Paslawski, Greg . . . 1992-93 to 1993-94
 Kennedy, Sheldon . . 1994-95 to 1995-96
 Gavey, Aaron 1996-97 to 1997-98
 Wilm, Clarke 1998-99 to 2001-02
 Gelinas, Martin . . . 2002-03 to 2003-04
 Nystrom, Eric 2007-08

24

Ketter, Kerry 1972-73
 Martineau, Don 1973-74
 Kea, Ed 1973-74 to 1978-79
 Talafous, Dean 1974-75
 Botting, Cam 1975-76
 Houston, Ken 1975-76 to 1981-82
 Phillipoff, Harold . . 1977-78 to 1978-79
 Beaudoin, Serge . . . 1979-80
 Wappel, Gord 1979-80
 Smith, Brad 1979-80
 Peplinski, Jim 1980-81 to 1989-90
 & 1994-95
 Iginla, Jarome 1995-96 to 1996-97
 Gauthier, Denis . . . 1997-98
 Hentunen, Jukka . . . 2001-02
 Sloan, Blake 2001-02 to 2002-03
 Nieminen, Ville 2003-04
 Wiemer, Jason 1997-98 to 2000-01
 & 2005-06

FLAMES ALL TIME SWEATER ROSTER

Lundmark, Jamie . 2005-06
Conroy, Craig 2006-07 to 2007-08

25

Vail, Eric	1973-74 to 1981-82
Plett, Willi	1975-76 to 1981-82
Meredith, Greg	1982-83
Eakin, Bruce	1983-84 to 1984-85
Courteau, Yves	1984-85
Bullard, Mike	1986-87 to 1987-88
Nieuwendyk, Joe	1986-87 to 1994-95
Roche, Dave	1998-99 to 1999-00
Krivokrasov, Sergei	1999-00
Andersson, Niklas	2000-01
Kravchuk, Igor	2000-01 to 2001-02
Sonnenberg, Martin	2003-04
McCarty, Darren	2005-06 to 2006-07
Moss, David	2007-08

26

McKendry, Alex.	1980-81
Dwyer, Mike.	1980-81 to 1981-82
Bridgman, Mel.	1981-82 to 1982-83
Bozek, Steve.	1983-84 to 1987-88
Ranheim, Paul.	1988-89
Korn, Jim.	1989-90
Reichel, Robert	1990-91 to 1994-95 & 1996-97
Kohn, Ladislav	1997-98
Nylander, Michael	1998-99
Landry, Eric	1998-99
Begin, Steve	1999-00 to 2001-02
Brigley, Travis	1999-00
Clark, Chris	1999-00
Eakins, Dallas	2000-01
Begin, Steve	1999-00 to 2002-03
Green, Josh.	2003-04
Nilson, Marcus	2003-04 to 2007-08

27

Vail, Eric	1973-74 to 1981-82
Beers, Eddy.	1981-82 to 1985-86
Hampson, Gord	1982-83
Tonelli, John	1985-86 to 1987-88
MacLellan, Brian	1988-89 to 1990-91
Forslund, Tomas	1991-92 to 1992-93
Drury, Ted	1993-94
Morrow, Scott	1994-95
Simpson, Todd	1995-96 to 1998-99
Savard, Marc.	1999-00 to 2002-03
Berube, Craig	2002-03
Reinprecht, Steve.	2003-04 to 2005-06
Leclerc, Mike.	2005-06

28

Ribble, Pat	1976-77 to 1978-79
.	& 1981-82 to 1982-83
McAdam, Gary	1981-82
Bourgeois, Charles	1981-82 to 1985-86
DeGray, Dale	1985-86 to 1986-87
Bodak, Bob	1987-88
Ranheim, Paul	1988-89 to 1993-94
Nieckar, Barry	1994-95
Esau, Len	1994-95
Murray, Marty	1995-96 to 1997-98
Bassen, Bob	1998-99
Regehr, Robyn	1999-00 to 2007-08

29

Dwyer, Mike. 1980-81 to 1981-82

Meredith, Greg	...	1980-81	
Bernhardt, Tim	...	1982-83	
Brubaker, Jeff	...	1983-84	
Otto, Joel	1984-85	to 1994-95
Hulse, Cale	1995-96	to 1996-97
Andersson, Erik	...	1997-98	
Karpenko, Igor	...	1998-99	
Belak, Wade	1998-99	to 1999-00
Vernon, Mike	...	2000-01	to 2001-02
McLennan, Jamie	...	2003-04	& 2006-07

30

Bouchard, Dan . . . 1972-73 to 1980-81
 Vernon, Mike 1982-83 to 1983-84
 & 1985-86 to 1993-94
 Roloson, Dwayne . 1996-97 to 1997-98
 Moss, Tyler 1998-99
 Brochu, Martin . . . 2000-01

31

Belanger, Yves . . .	1977-78	to 1978-79
Lemelin, Rejean. . .	1978-79	to 1986-87
Riggin, Pat.	1979-80	to 1981-82
Wamsley, Rick. . . .	1987-88	to 1991-92
Mazzatti, Jason. . .	1993-94	
Tabaracci, Rick . . .	1994-95	to 1997-98
Wreggett, Ken . . .	1998-99	
Fuhr, Grant	1999-00	
Szuper, Levante . . .	2002-03	
Joseph, Curtis. . . .	2007-08	
McElhinney, Curtis	2007-08	

32

Rioux, Pierre	1982-83	
Eakin, Bruce	1983-84	to 1984-85
Bolduc, Dan	1983-84	
Wilson, Rik	1985-86	
Eloranta, Kari.	1985-86	
Roberts, Gary	1986-87	
Glynn, Brian	1987-88 &	1989-90
Lessard, Rick	1988-89 &	1990-91
Olsen, Darryl	1991-92	
Lindberg, Chris	1991-92	to 1992-93
Vitakoski, Vesa	1993-94	
Sullivan, Mike	1993-94	to 1996-97
Sorochan, Lee.	1999-00	
Lydman, Toni.	2000-01	to 2003-04
Hulse, Cale	1997-98	to 1999-00
	&	2005-06

33

Wilson, Carey 1983-84 to 1987-88
 & 1990-91 to 1992-93
 Chernomaz, Richard 1987-88 to 1988-89
 Bureau, Marc. 1989-90 to 1990-91
 Struch, David 1993-94
 Zalapski, Zarley. . . . 1993-94 to 1997-98
 Pankewicz, Greg. . . . 1998-99
 Sorochan, Lee. 1998-99
 Begin, Steve 1999-00
 Werenka, Brad 1999-00
 Allison, Jamie 2001-02
 McLennan, Jamie 2002-03
 Oliwa, Krzysztof 2003-04
 Aucoin, Adrian. 2007-08

34

Macoun, Jamie . . .	1982-83 to 1991-92
Johansson, Roger	1992-93
Miller, Brad	1993-94
Wortman, Kevin. . .	1993-94
Bouchard, Joel . . .	1994-95 to 1995-96
Millen, Corey	1995-96 to 1996-97

FLAMES ALL TIME SWEATER ROSTER

Dowd, Jim 1997-98
 Malgunas, Stewart 1999-00
 Kiprusoff, Miikka . . 2003-04 to 2007-08

35

Grimson, Stu 1988-89 to 1989-90
 Reese, Jeff 1991-92 to 1993-94
 Eisenhut, Neil 1994-95
 Torgajev, Pavel 1995-96
 Sundblad, Niklas . . . 1995-96
 Schulte, Paxton 1996-97
 Trefilov, Andrei 1998-99
 Whitmore, Kay 2001-02
 Krahn, Brent 2003-04

36

Dadswell, Doug 1986-87 to 1987-88
 Muzzatti, Jason 1992-93 to 1994-95
 Esau, Len 1993-94
 Sarault, Yves 1995-96
 Racine, Yves 1996-97
 Charron, Eric 1999-00
 Petrovicky, Ronald 2000-01 to 2001-02
 Mottau, Mike 2002-03
 Keetley, Matt 2007-08

37

Harkins, Todd 1991-92
 Kidd, Trevor 1991-92 to 1996-97
 Gagner, Tyrone 1997-98
 Gratton, Benoit 1999-00
 Varlamov, Sergei 1999-00
 Drury, Chris 2002-03
 McAmmond, Dean 2001-02 & 2003-04
 Prust, Brandon 2006-07

38

Simard, Martin 1990-91 to 1991-92
 Lebeau, Patrick 1992-93
 Cowan, Jeff 1999-00 to 2001-02
 Dome, Robert 2002-03

39

Ahola, Peter 1993-94
 Hlushko, Todd 1994-95
 Ferguson, Craig 1995-96
 Skalde, Jarrod 1995-96
 Lakovic, Sasha 1996-97
 Charron, Eric 1997-98 to 1998-99
 Gilmour, Doug 1988-89 to 1991-92
 Skrudland, Brian 1992-93
 Kecmer, Dan 1993-94 to 1995-96
 Gratton, Benoit 1999-00 to 2000-01
 Christie, Ryan 2001-02
 Gernym, Carson 2005-06 to 2006-07

40

Simpson, Todd 1995-96
 Brathwaite, Fred 1998-99 to 2000-01
 Nichol, Scott 2001-02 to 2002-03
 Tanguay, Alex 2006-07 to 2007-08

41

May, Alan 1994-95
 McTavish, Dale 1996-97
 Boyd, Dustin 2006-07 to 2007-08

42

Makarov, Sergei 1989-90 to 1992-93
 Larose, Guy 1993-94

Ward, Ed 1994-95 to 1998-99
 DuPont, Micki 2001-02 to 2002-03

43

Brigley, Travis 1997-98
 Kohn, Ladislav 2002-03

44

Hoglund, Jonas 1996-97
 Fata, Rico 1998-99
 Niedermayer, Rob 2001-02 to 2002-03
 Warrener, Rhett 2003-04 to 2006-08

45

Murray, Marty 1995-96
 Lemieux, Jocelyn . . . 1995-96
 Jantunen, Marko 1996-97
 Scoville, Darrel 1999-00

46

Kohn, Ladislav 1995-96
 St. Louis, Martin 1998-99
 Morgan, Jason 2003-04
 Giordano, Mark 2005-06 to 2006-07

47

Lapointe, Claude 1995-96
 Giguere, J.S. 1998-99 o 1999-00
 Ramholt, Tim 2007-08

49

Lombardi, Matthew 2003-04
 Regehr, Richie 2005-06 to 2006-07

50

Torgaev, Pavel 1999-00
 Sabourin, Dany 2002-03 to 2003-04

51

Gagner, Dave 1996-97
 Mrozik, Rick 2002-03

53

Morris, Derek 1997-98 to 2001-02

55

Ramage, Rob 1987-88 to 1988-89
 Sabourin, Ken 1990-91
 Osiecki, Mark 1991-92
 Miller, Brad 1993-94
 Thompson, Rocky 1997-98
 Smith, Steve 1998-99 to 2000-01

57

Begin, Steve 1997-98
 Maki, Tomi 2006-07

58

Varlamov, Sergei 1997-98
 Montador, Steve 2001-02
 Moss, David 2006-07

62

Fata, Rico 1998-99
 Nazarov, Andrei 1998-99 to 1999-00

92

Nylander, Michael . . . 1993-94 to 1997-98

2008-09 NHL ON-ICE OFFICIALS

REFEREES

Auger, Stephane.....	15
Banfield, David (MLR).....	44
Ciamaga, Chris (MLR)	41
Devorski, Paul	10
Dwyer, Gord.....	19
Fraser, Kerry	2
Furlatt, Eric	27
Hasenfratz, Mike	30
Hebert, Ghislain (MLR)	49
Jackson, Dave.....	8
Joannette, Marc	25
Kimmerly, Greg.....	18
Koharski, Don	12
Kowal, Tom	32
Kozari, Steve	40
LaRue, Dennis	14
L'Ecuyer, Frederick (MLR).....	48
Lee, Chris	28
Leggo, Mike.....	3
Marouelli, Dan	6
Martell, Rob	26
McCauley, Wes	4
McCreary, Bill	7
Meier, Brad	34
Morton, Dean	36
O'Halloran, Dan	13
O'Rourke, Dan	42
Peel, Tim.....	20
Pochmara, Brian.....	43
Pollock, Kevin.....	33
Rehman, Kyle (MLR).....	37
Rooney, Chris	5
St-Laurent, Francois (MLR)	38
St. Pierre, Justin	45
Shick, Rob.....	16
Sutherland, Kelly	11
Van Massenhoven, Don.....	21
Walsh, Ian	29
Watson, Brad.....	23

LINESMEN

Amell, Derek	75
Barton, Steve.....	59
Brisebois, David	96
Cameron, Lonnie	74
Champoux, Pierre.....	67
Cherrey, Scott	50
Cormier, Michel	76
Cvik, Mike.....	88
Devorski, Greg.....	54
Driscoll, Scott	68
Galloway, Ryan.....	82
Gibbs, Darren	66
Henderson, Don	91
Heyer, Shane	55
Kovachik, Brad.....	71
Lazarowich, Brad.....	86
Mach, Brian	78
McElman, Andy	90
Miller, Steve	89
Morin, Jean.....	97
Murphy, Brian	93
Murray, Jonny.....	95
Nansen, Derek.....	70
Nelson, Thor	80
Nowak, Tim	77
Pare, Mark	79
Racicot, Pierre.....	65
Rody, Vaughan	73
Schachte, Dan.....	47
Seitz, Lyle	61
Sericolo, Anthony	84
Sharrers, Jay	57
Shewchyk, Mark.....	92
Wheler, Mark.....	56





QUAD CITY FLAMES

1201 River Drive
Moline, IL 61265
Phone: (309) 764-7825
Fax: (309) 764-7858
Web Site: www.qcflames.com



QUAD CITY FLAMES DIRECTORY

Owners . . .	Dennis Voss, Dave Arnold, Robert Bryd, Kerry and Lisa Panozzo, Kevin Murphy
Chief Executive Officer	Neil Bossola
Head Coach	Ryan McGill
Assistant Coach	Scott Allen
Athletic Trainer	D.J. Amadio
Equipment Manager	Matt Broyles
Director of Media Relations & Broadcasting	Aaron Roof
Director of Marketing and Promotions	Michael Peterson
Merchandising Manager	Josh Morse
Controller	Caren Lindahl
Operations Manager	Katie Bonick
Ticket Sales Representative	Olivia Heaton

2007-08 AHL FINAL STANDINGS

EASTERN CONFERENCE

Atlantic Division	GP	W	L	OTL	SOL	PTS	GF	GA
1. y Providence	80	55	18	3	4	117	280	206
2. x Hartford	80	50	20	2	8	110	266	198
3. x Portland	80	45	26	5	4	99	238	215
4. x Manchester	80	39	31	5	5	88	240	228
5. Springfield	80	35	35	5	5	80	214	257
6. Worcester	80	32	37	5	6	75	216	258
7. Lowell Devils	80	25	43	7	5	62	183	270

East Division	GP	W	L	OTL	SOL	PTS	GF	GA
1. y Wilkes-Barre	80	47	26	3	4	101	223	187
2. x Philadelphia	80	46	27	4	3	99	236	212
3. x Albany	80	43	30	3	4	93	213	198
4. x Hershey	80	42	30	2	6	92	253	247
5. Bridgeport	80	40	36	1	3	84	225	240
6. Binghamton	80	34	32	9	5	82	225	248
7. Norfolk	80	29	44	2	5	65	213	267

WESTERN CONFERENCE

North Division	GP	W	L	OTL	SOL	PTS	GF	GA
1. y Toronto	80	50	21	3	6	109	246	203
2. x Syracuse	80	46	26	2	6	100	247	201
3. x Manitoba	80	46	27	3	4	99	236	197
4. Hamilton	80	36	34	3	7	82	208	235
5. Grand Rapids	80	31	41	2	6	70	210	245
6. Lake Erie	80	26	41	6	7	65	209	276
7. Rochester	80	24	46	6	4	58	197	291

West Division	GP	W	L	OTL	SOL	PTS	GF	GA
1. y Chicago	80	53	22	2	3	111	300	226
2. x Rockford	80	44	26	4	6	98	247	231
3. x Houston	80	45	29	2	4	96	206	183
4. x Milwaukee	80	44	29	4	3	95	231	212
5. x San Antonio	80	42	28	3	7	94	238	225
6. Quad City	80	38	32	3	7	86	203	214
7. Peoria	80	38	33	4	5	85	247	242
8. Iowa Stars	80	35	37	5	3	78	217	255

x = Teams who have clinched a playoff spot.
y = Teams who have clinched the division title

NATIONAL HOCKEY LEAGUE AFFILIATE

Calgary Flames

WEB SITE
www.qcflames.com

ARENA
iwireless Centre

CAPACITY
9,435

DIMENSIONS
197' x 85'

FLAGSHIP RADIO STATION
WYEC 93.9 FM



Las Vegas Wranglers
4500 West Tropicana
Las Vegas, NV 89103

Phone: (702) 471-7825
Fax: (702) 471-0234

info@lasvegaswranglers.com

ECHL AFFILIATE

QUAD CITY FLAMES

2008-09 REGULAR SEASON SCHEDULE

October

Sun	Mon	Tues	Wed	Thur	Fri	Sat
			1	2	3	4
5	6	7	8	9	10 @ RFD 7:30	11 RFD 7:05
12 PEO 5:05	13	14	15	16	17 CHI 7:05	18 @ IOW 7:05
19	20	21	22	23	24 @ RCH 6:35	25 @ TOR 3:00
26 @ HAM 3:00	27	28	29 MAN 7:05	30	31 @ PEO 7:00	

November

Sun	Mon	Tues	Wed	Thur	Fri	Sat
						1 MAN 7:05
2	3	4	5	6	7 IOW 7:05	8 @ SAN 7:00
9 @ SAN 5:00	10	11	12 PEO 7:05	13	14 PEO 7:05	15 GRA 7:05
16	17	18 @ IOW 7:05	19	20	21 CHI 7:05	22 @ RFD 7:05
23	24	25	26 IOW 7:05	27	28 SAN 7:05	29 @ CHI 7:00
30						

December

Sun	Mon	Tues	Wed	Thur	Fri	Sat
	1	2	3	4	5 RFD 7:05	6 @ PEO 7:00
7	8	9	10 MIL 7:05	11 @ HOU 7:05	12	13 @ SAN 7:00
14	15	16	17	18	19 @ MAN 7:30	20 MAN 7:30
21	22	23	24	25	26 @ MIL 7:00	27 HOU 7:05
28	29	30 RFD 7:05	31 @ RFD 7:05			

January

Sun	Mon	Tues	Wed	Thur	Fri	Sat
				1	2 MIL 7:05	3 SAN 7:05
4	5	6	7	8	9 TOR 7:05	10 HOU 7:05
11	12	13	14 @ LEM 7:00	15	16 @ IOW 7:05	17 @ CHI 7:00
18 @ MIL 4:00	19	20 @ MIL 7:00	21	22	23 @ GRA 7:00	24 @ GRA 7:00
25 All-Star Skills	26 All-Star Game	27	28	29 @ Hou 7:05	30 @ SAN 7:00	31 MIL 7:05

February

Sun	Mon	Tues	Wed	Thur	Fri	Sat
1	2	3	4 GRA 7:05	5	6 PEO 7:05	7 HOU 7:05
8	9	10	11	12	13 RCH 7:05	14 SAN 7:05
15 @ MIL 4:00	16	17	18 LEM 7:05	19	20 SAN 7:05	21
22 @ PEO 3:00	23	24	25	26	27 @ MIL 7:00	28 HOU 7:05

March

Sun	Mon	Tues	Wed	Thur	Fri	Sat
1 @ CHI 3:00	2	3	4 @ PEO 7:00	5	6 @ RFD 7:00	7 IOW 7:05
8 MIL 5:05	9	10 @ HOU 7:05	11	12	13 @ HOU 7:05	14 IOW 7:05
15 @ PEO 3:00	16	17	18	19	20 HAM 7:05	21 @ IOW 7:05
22	23	24	25 CHI 7:05	26	27 IOW 7:05	28 @ CHI 7:00
29 @ IOW 5:05	30	31				

Home Road All-Star

April

Sun	Mon	Tues	Wed	Thur	Fri	Sat
			1 MIL 7:05	2	3 CHI 7:05	4 PEO 7:05
5	6	7	8 RFD 7:05	9	10 IOW 7:05	11 @ IOW 7:05
12	13	14	15	16	17	18
19	20	21	22	23	24	25
26	27	28	29	30		





QUAD CITY FLAMES

2007-08 SCORING

REGULAR SEASON



#	PLAYER	POS	GP	G	A	PTS	+/-	PIM	PPG	SHG	
10	Grant Stevenson	RW	80	30	43	73	-6	58	19	0	
32	Krys Kolanos	LW	65	30	33	63	-16	84	11	0	
18	Carsen Germyn	RW	77	19	29	48	-15	133	9	0	
24	David Van der Gulik	RW	80	19	23	42	+3	62	5	3	
33	Brandon Prust	LW	79	10	27	37	-5	248	2	0	
9	Kris Chucko	RW	80	15	15	30	-1	38	3	0	
6	Tim Hambly	D	72	4	26	30	-8	40	2	0	
25	Warren Peters	C	75	11	13	24	-5	74	2	1	
3	Tim Ramholt	D	77	4	20	24	-3	73	1	0	
21	Derek Couture	RW	76	10	8	18	0	129	1	0	
2	Adam Pardy	D	65	5	13	18	-13	67	3	0	
8	Cam Cunning	LW	68	11	4	15	-9	80	3	0	
14	Tomi Maki	RW	78	8	5	13	-3	38	0	2	
27	Brett Sutter	C	75	4	6	10	-15	63	0	1	
7	Brett Palin	D	67	0	10	10	+14	68	0	0	
17	Matt Pelech	D	77	3	6	9	-10	141	0	0	
16	Dustin Boyd	C	18	2	7	9	-6	4	1	0	
23	Eric Nystrom	LW	18	4	3	7	-1	15	2	0	
28	Gerry Burke	D	45	0	6	6	+5	36	0	0	
29	Dan Ryder	C	6	1	4	5	-2	2	1	0	
4	Brad Cole	D	25	1	4	5	-1	13	0	0	
11	Gord Baldwin	D	37	0	5	5	-10	26	0	0	
19	Adam Cracknell	RW	4	1	0	1	0	0	1	0	
5	Mike Madill	D	2	0	1	1	-1	2	0	0	
12	Jason Jozsa	D	2	0	0	0	-1	0	0	0	
5	Jason Krischuk	D	2	0	0	0	-3	2	0	0	
38	Kevin Lalande	G	7	0	0	0	0	2	0	0	
20	Ryan Donally	LW	10	0	0	0	0	21	0	0	
35	Brent Krahn	G	14	0	0	0	0	0	0	0	
36	Matt Keetley	G	26	0	0	0	0	4	0	0	
31	Curtis McElhinney	G	41	0	0	0	0	4	0	0	
TOTALS			-	80	203	311	514	- 112	1527	66	7
LEAGUE RANK (of 29)			-	-	27	29	28	19	16	17	T-21

GOALIE	GP	MINs	GA	SO	AVG	W	L	SOL	SA	SVS	SV%
Curtis McElhinney	41	2320	88	3	2.28	20	18	2	987	899	.911
Matt Keetley	26	1393	54	1	2.33	10	8	3	612	558	.912
Brent Krahn	14	795	33	0	2.49	6	6	2	346	313	.905
Kevin Lalande	7	360	20	0	3.34	2	3	0	179	159	.888
TOTALS	80	4868	195	4	2.40	38	35	7	2124	1929	.908
LEAGUE RANK	-	-	11	T-14	8	T-18	T-17	T-25	4	26	T-15th



Calgary Hitmen



P.O. Box 1540 Station "M"
Calgary, AB, Canada T2P 3B9

Email: info@hitmenhockey.com • Website: www.hitmenhockey.com

PHONE: (403) 571-2200 FAX: Business (403) 571-2211 Hockey (403) 571-2221

General Manager



Kelly Kisio

Head Coach



Dave Lowry



Directory

President/CEO/Governor.....	Ken King
General Manager/Alternate Governor.....	Kelly Kisio
Head Coach.....	Dave Lowry
Assistant Coaches.....	Joel Otto, Brent Kisio
Goaltending Coach.....	Darcy Wakaluk
Athletic Therapist.....	Will McMillan
Assistant Trainer.....	Jan Antons
Head Scout.....	Brad Whelen
Travelling Scout.....	Dan Bonar
Assistant to the GM/Education Advisor.....	Bernie Bajnok
Broadcast/Communications Coordinator.....	Brad Curle

Information

Gameday Ticket Sales.....	Phone (403) 777-0000
Group Sales/Flex Packs.....	Phone (403) 777-4646
Home Arena.....	Pengrowth Saddledome
Seating Capacity.....	16,337
Rink Dimensions.....	200' x 85'
Training Camp.....	Don Hartman Sportsplex, Calgary AB.
Colors.....	Black, Copper, Red and White
Team Uniforms.....	(Home) - White Base with Copper, Red and White (Away) - Black Base with Copper, Red and White
Conference.....	Eastern
Division.....	Central

Press Guide

Location of Press Box.....	South and North Side
Press Entry.....	From Lot D, Southeast Entrance
Radio Station.....	The FAN 960
Broadcasters.....	Brad Curle Ken Thrower
Local Newspaper.....	Calgary Herald, Calgary Sun

2008-2009 Roster

NUMBER	NAME	POSITION	NUMBER	NAME	POSITION
FORWARDS			DEFENCEMAN		
8	Kyle Bortis	F	2	Paul Postma	D
9	Ryan Fox	F	3	Eric Bonsor	D
10	Bostjan Golicic	F	4	Scott Maetche	D
11	Chase Schaber	F	5	Matt Mackenzie	D
12	Brett Sonne	F	6	Austin Madaisky	D
14	Carson McMillan	F	7	Keith Seabrook	D
15	Brandon Kozun	F	28	Michael Stone	D
16	Cody Sylvester	F	GOALTENDERS		
17	Ian Duval	F	1	Michael Snider	G
18	Brendan Rowinski	F	31	Martin Jones	G
19	Ian Schultz	F	33	Dan Spence	G
22	Jesse Hilton	F			
23	Tyler Fiddler	F			
24	Jason McDonald	F			
25	Rigby Burgart	F			
26	MacKenzie Royer	F			
27	Edgars Ulescenko	F			
32	Cody Beach	F			

Calgary Hitmen 2008-2009 REGULAR SEASON SCHEDULE

SEPTEMBER '08

FAN 960

SUN	MON	TUES	WED	THURS	FRI	SAT
14	15	16	17	18	19 RD 7:00 •	20 EDM 7:00 •
21	22	23	24 EDM 7:00 •	25	26 KOOT 7:00 •	27 KOOT 7:00 •
28	29	30 MH 7:00 •	● HOME ● AWAY			

NOVEMBER '08

SUN	MON	TUES	WED	THURS	FRI	SAT
						1
2 MH 2:00 •	3 KOOT 7:00 •	4	5	6	7 KOOT 7:00 •	8 LETH 7:00 •
9	10	11 SC 2:30 •	12 REG 7:00 •	13	14 BRAN 7:30 •	15 MJ 7:00 •
16	17	18	19	20	21 PA 7:00 •	22
23	24	25	26	27	28 SC 7:00 •	29
30 BRAN 5:00 •						

JANUARY '09

SUN	MON	TUES	WED	THURS	FRI	SAT
				1	2	3 KOOT 7:00 •
4 MH 2:00 •		6	7 PA 7:00 •	8	9	10 KOOT 7:00 •
11 SC 5:00 •		13	14	15 KOOT 7:00 •	16 VAN 7:00 •	17
18 CHIL 5:00 •		20 EDM 7:00 •	21	22	23 RD 7:30 •	24
25 REG 2:00 •		27	28	29	30 LETH 7:00 •	31 BRAN 7:00 •

MARCH '09

SUN	MON	TUES	WED	THURS	FRI	SAT
1	2	3 PG 7:00 •	4 KAM 7:00 •	5	6 VAN 7:00 •	7
8	9	10	11	12	13	14 MH 7:30 •
15 LETH 6:00 •	16	17	18	19	20	21

OCTOBER '08

SUN	MON	TUES	WED	THURS	FRI	SAT
			1	2 LETH 7:00 •	3	4 KAM 7:00 •
5	6	7	8	9	10 LETH 7:00 •	11
12 SASK 5:00 •	13	14	15 PG 7:00 •	16 LETH 7:00 •	17	18
19 EDM 2:00 •	20	21	22 RD 7:00 •	23	24 MJ 7:00 •	25 MH 7:30 •
26	27	28 PA 7:30 •	29 SASK 7:05 •	30	31	

DECEMBER '08

SUN	MON	TUES	WED	THURS	FRI	SAT
	1	2	3 SPOK 7:00 •	4	5 PORT 7:30 •	6 TRI 13:05 •
7 SEA 5:05 •	8	9 EVER 7:05 •	10	11	12	13 CHIL 7:00 •
14 KEL 2:00 •	15	16 SASK 7:05 •	17 PA 7:30 •	18	19	20
21	22	23	24	25	26	27 RD 7:30 •
28 MJ 2:00 •	29	30	31 EDM 5:00 •			

FEBRUARY '09

SUN	MON	TUES	WED	THURS	FRI	SAT
1	2	3 EDM 7:00 •	4	5 MH 7:00 •	6 SC 7:30 •	7
8 KOOT 5:00 •	9	10 KAM 7:00 •	11	12	13 BRAN 7:30 •	14 REG 7:00 •
15 MJ 7:00 •	16	17	18 SASK 7:00 •	19	20 RD 7:00 •	21 RD 7:30 •
22	23	24	25 REG 7:00 •	26	27	28 KEL 7:00 •

All Games and Times are Subject to Change
Game Times are in Home Team's Time Zone

• Radio Broadcasts on The Fan 960 AM

◦ Shaw Television Broadcast

All Games Broadcast Online at
www.hitmenhockey.com or www.fan960.com

2008-2009 HITMEN SPECIAL EVENTS

Sep. 19/08 Home Opener
Nov. 8/08 Tribute to the Military
Nov. 21/08 Cardel Rockin' Rally Game
Nov. 30/08 Petro-Canada Teddy Bear Toss
Dec. 13/08 Jersey Off Our Back Night
Dec. 14/08 Dodge Skate With The Hitmen
Jan. 3/09 Harley Davidson Poster Giveaway

Jan. 4/09 Season Ticket Holder Skate With The Hitmen
Jan. 18/09 Book Launch
Jan. 25/09 Tim Hortons Minor Hockey Night
Jan. 31/09 Lunar Celebration Game (Chinese New Year starts Jan. 26)
Feb. 8/09 Valentine's Day Game
Feb. 20/09 Hitmen Head Shave Game
Feb. 28/09 Dodge Caravan Giveaway & Fan Appreciation Night
Mar. 17/09 Hitmen Awards Banquet at Coast Plaza (non-game night)

For more information on game times and events visit www.hitmenhockey.com

2008-2009 CRITICAL DATES CALENDAR

September

12	Opening Day of Rookie camp
16	Opening Day of NHL training camp for NYR, OTT, PIT, TB
19	Opening Day of NHL training camp
20	Pre-season schedule begins
23	Kraft Hockeyville Game, Roberval, QC (Buffalo Sabres vs. Montreal Canadiens)

October

1	Hockey Fights Cancer Awareness Month
4-5	NHL Premiere – Stockholm 2008 (Ottawa Senators vs. Pittsburgh Penguins)
4-5	NHL Premiere – Prague 2008 (New York Rangers, vs. Tampa Bay Lightning)
9	91st NHL Regular Season begins (North American games)
22	Lester Patrick Award luncheon (St. Paul, MN)

November

8	Hockey Hall of Fame Game (Montreal Canadiens at Toronto Maple Leafs)
10	Hockey Hall of Fame Induction Ceremony (Toronto, ON) Inductees: Glenn Anderson, Igor Larionov (Player category), Ed Chynoweth (Builder category), Ray Scapinello (Referee/ Linesman category)

December

1	Signing deadline for Group 2 free agents
19-27	Holiday Roster Freeze in effect. For all players on an NHL active roster, injured reserve, or players with non-roster and injured non-roster status as of midnight, local time, December 19, a roster freeze shall apply through midnight local time December 27, with respect to waivers, trades and loans, subject to the exceptions provided for in CBA Article 16.10.
24-25	No scheduled practices - dressing rooms closed
26 – Jan.5	IIHF World U20 Championship (Ottawa, ON)

January

1	NHL Winter Classic 2009, Wrigley Field, Chicago (Detroit Red Wings at Chicago Blackhawks)
14	Home Hardware CHL/NHL Top Prospects Game (TBA)
18	NHL on NBC (game of the week coverage begins)
22-26	All-Star break (no games played)
24	NHL SuperSkills Competition (Bell Centre, Montreal, QC)
25	57th NHL All-Star Game (Bell Centre)

February

13-15	Hockey Weekend Across America (USA Hockey)
21	CBC's Hockey Day in Canada (hosted from Campbellton, NB)

March

3	Trade deadline (3:00 p.m. ET)
---	-------------------------------

April

9-11	NCAA Frozen Four (Verizon Center, Washington, DC)
9-19	IIHF U18 World Championship (Fargo, ND & Moorhead, MN)
12	Last day of 2008-09 regular season
15	Stanley Cup Playoffs begin
24 – May 10	IIHF World Championship (Berne & Zurich-Kloten, Switzerland)

May

25 – 30	NHL Combine (Toronto, ON)
---------	---------------------------

June

15	Last possible day for 2009 Stanley Cup Final
TBA	Deadline for first club-elected salary arbitration (later of June 15 or 48 hours after the conclusion of the Stanley Cup Final, 5:00 p.m. ET)
TBA	NHL Awards show
25	NHL Entry Draft Media Day - Top Prospects Media Lunch & Clinic (Montreal, QC)
26	NHL Entry Draft (Bell Centre, Montreal, QC) – first round
27	NHL Entry Draft (Bell Centre) – rounds 2-7

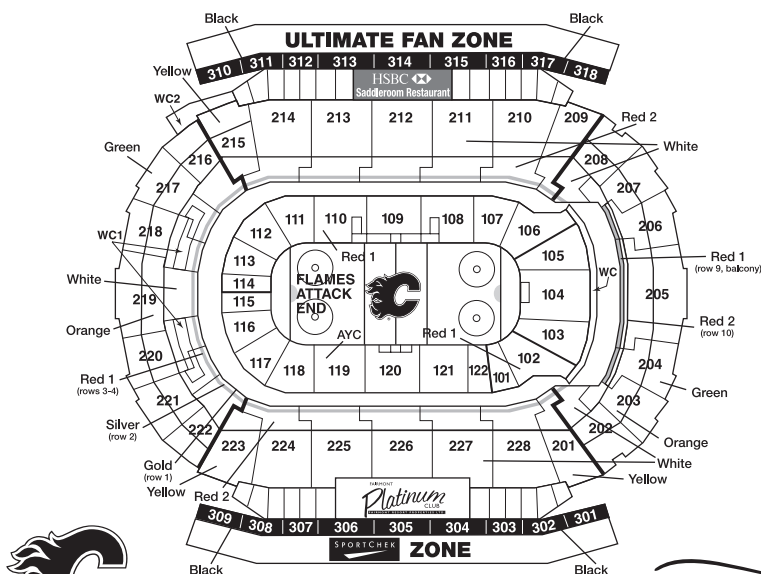
July

1	Free Agency period begins
5	Deadline for player-elected salary arbitration (5:00 p.m. ET)
6	Deadline for club-elected salary arbitration (5:00 p.m. ET)
10	Deadline for eligible players to elect Group 5 free agency (5:00 p.m. ET)
20 – Aug. 4	Salary arbitration hearings held

August

6	Deadline for salary arbitration decisions to be rendered
---	--

PENGROWTH SADDLEDOME SEATING BOWL



Season Ticket Prices



SECTION	*DOOR PRICES	SEASON TICKETS
Club** (Club) 115-122, Rows 1-13	\$219.42	\$6,806.36
Gold** 201-202, Row 1 / 208-228, Row 1	\$228.76	\$7,092.70
Rest. Saddleroom Restaurant	\$145.66	\$4,894.81
Silver 201-202, Row 2 / 207-228, Row 2	\$160.60	\$4,856.36
Red 1 101-114 / 200 Level Rows 3-4 / 204-206, Row 9	\$140.06	\$4,511.99
Red 2 209-215, Rows 5-10 / 223-228, Rows 5-10 / 201, Rows 5-10 / 204-206, Row 10 only	\$116.71	\$3,952.73
White 201 Rows 11+ / 209-215, Rows 11+ / 223-228, Rows 11+ / 202-203, Rows 5-10 / 207-208, Rows 5-10 / 216-222, Rows 5-10	\$88.70	\$2,449.13
Orange 202-208, Rows 11-16 / 216-222, Rows 11-16	\$63.49	\$1,926.61
Green 202-208, Rows 17+ / 216-222, Rows 17+	\$46.69	\$1,384.94
Black Level 3, Row 1	\$35.48	\$925.41
Black Level 3, Rows 2-3	\$31.75	\$861.08
WC WC	\$74.70	\$2,354.00
WC1 WC1	\$83.10	\$2,647.89
WC2 WC2	\$54.15	\$1,591.38

* Premium Pricing may apply

** Club membership required

Call (403) 777-4646

CALGARY FLAMES 2008-09 REGULAR SEASON SCHEDULE

SEPT. '08

SUN	MON	TUES	WED	THURS	FRI	SAT
21	22	23 FLA 7:00	24 PHX 6:00	25 PHX 7:00	26 FLA 7:00	27
28	29	30 EDM 7:00	Pre-Season			

● HOME ○ AWAY

OCTOBER '08

SUN	MON	TUES	WED	THURS	FRI	SAT
			1 VAN 7:00	2	3 EDM 7:00	4
5	6	7	8	9 VAN 8:30	10	11 VAN 8:00
12	13	14 COL 7:30	15	16	17 EDM 7:00	18 EDM 8:00
19	20	21 WSH 7:30	22	23 NSH 6:00	24	25 PHX 8:00
26	27	28 COL 7:30	29	30 BOS 7:00	31	

NOVEMBER '08

SUN	MON	TUES	WED	THURS	FRI	SAT
2 ANA 6:00	3	4 PHX 8:00	5	6 NSH 7:30	7	8 CBJ 5:00
9 CHI 5:00	10	11 TOR 7:30	12	13 SJS 8:30	14	15
16	17	18 COL 7:30	19	20 COL 7:00	21	22 DET 8:00
23 30	24	25 LAK 7:30	26	27 VAN 8:00	28	29 VAN 8:00



Flames TV Broadcasts
 ■ CBC (Hockey Night in Canada)
 ◆ Sportsnet ▲ TSN

DECEMBER '08

SUN	MON	TUES	WED	THURS	FRI	SAT
	1	2 DAL 7:30	3	4	5 STL 6:00	6
7 NYR 5:30	8	9 MTL 5:30	10 DET 5:30	11	12 FLA 7:00	13
14	15	16 STL 6:30	17 MIN 6:00	18	19 CHI 7:00	20
21	22	23 ANA 7:00	24	25	26	27 OTT 8:00
28	29 MIN 7:00	30	31 EDM 8:00			

All game times are MT.
Game times are subject to change.

JANUARY '09

SUN	MON	TUES	WED	THURS	FRI	SAT
				1	2	3 NSH 1:00
4 CHI 5:00	5	6 SJS 8:00	7	8 NYI 7:00	9	10
11	12	13 STL 7:30	14	15 SJS 7:00	16	17 PHX 8:00
18 COL 6:00	19	20	21 CBJ 8:00	22	23	24
25 NHL ALL STAR	26	27	28 BUF 6:00	29	30 NSH 7:00	31

FEBRUARY '09

SUN	MON	TUES	WED	THURS	FRI	SAT
1	2 COL 7:30	3 DAL 6:30	4	5 CHI 7:30	6	7 ANA 1:00
8	9 MTL 7:00	10	11 ANA 8:00	12 LAK 8:30	13	14 PHX 8:00
15	16	17 VAN 7:30	18	19 MIN 6:00	20	21 EDM 8:00
22	23	24 CBJ 7:00	25	26	27 MIN 7:00	28

MARCH '09

SUN	MON	TUES	WED	THURS	FRI	SAT
1 TBL 6:00	2	3 OTT 5:30	4	5 PHI 5:00	6 CAR 5:00	7
8 ATL 1:00	9	10 NJ 5:00	11	12 DET 5:00	13	14 TOR 5:00
15	16	17	18 DAL 7:00	19	20 STL 7:00	21
22	23 DET 7:30	24	25 PIT 5:30	26 CBJ 5:00	27	28 MIN 8:00
29	30 SJS 7:30	31				

APRIL '09

SUN	MON	TUES	WED	THURS	FRI	SAT
			1	2 DAL 6:30	3 MIN 6:00	4
5	6 LAK 7:30	7 VAN 8:00	8	9	10 EDM 7:00	11 EDM 8:00

pengrowthsaddledome.com

hitmenhockey.com

Group Tickets Call 403-777-4646
 Individual Tickets Call 403-777-0000

www.calgaryflames.com

WE ARE THE C of RED



Invest in our energy.



PENGROWTH

www.pengrowth.com

There's an unwritten code in Canada. If you live by it, chances are you've replaced the last beer in a cooler. You don't talk during another country's national anthem. You've never shaved anything below your neck. You've shovelled your neighbour's driveway because you felt like it. You've never talked about work on a long weekend. You've made a ball out of hockey tape. You've never peed in the gym shower. You've said sorry after someone bumped into you. You've never lied about how many fingers were behind your back. You've mastered the art of cheering for a goal without spilling a drop. You understand that every once in a while you have to be the goalie. You know that the driver picks the tunes. You've thrown a hat on the ice. You've never ended an email with a smiley face. You put a loonie on the pool table to claim the next game. You've never brought utensils on a camping trip. You've helped a total stranger out of a snow bank. You pick a concession line not based on how long the line is, but how competent the cashier looks. You've never whispered sweet nothings into your girlfriend's ear while in the presence of dudes. You don't need lighter fluid to start a fire. And if your buddy's shoes don't get him into the club, you all try the next place.

